

## 2001 CENSUS OF POPULATION - WARD PROFILE

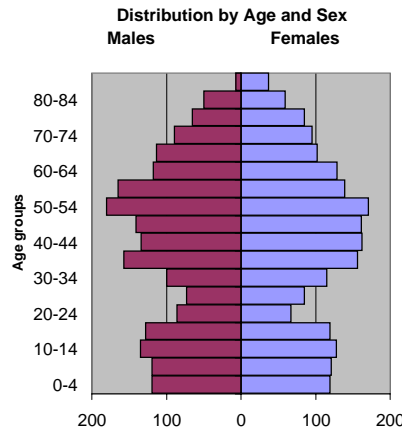
# CHILTERN DISTRICT



## Ward - Holmer Green

<b>Total Population</b>	4,077	<b>Total Households</b>	1,583	<b>Area</b>	n.a.
<b>Population in Households</b>	4,039	<b>Total Dwellings (1)</b>	1,642	<b>Population density</b>	n.a.
<b>Average Household Size</b>	2.55 persons	<b>Economically Active (2)</b>	50.9 %	<b>Unemployment (3)</b>	2.4 %

Age / Gender Structure			
Age	Males	Females	Total
0-4	119	119	238
5-9	119	121	240
10-14	135	128	263
15-19	128	119	247
20-24	86	67	153
25-29	73	85	158
30-34	100	115	215
35-39	157	156	313
40-44	134	162	296
45-49	141	161	302
50-54	180	171	351
55-59	165	139	304
60-64	118	129	247
65-69	113	102	215
70-74	89	95	184
75-79	65	85	150
80-84	50	59	109
85+	7	37	44
<b>Total</b>	<b>1,979</b>	<b>2,050</b>	<b>4,029</b>

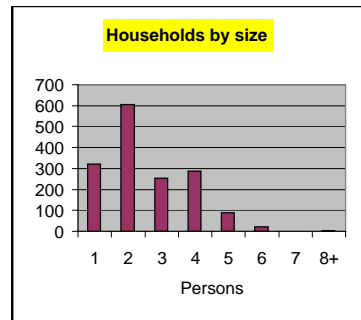


Ethnicity	Number	%
White	3,987	97.82
Mixed Ethnicity	22	0.54
Indian	7	0.17
Pakistani	18	0.44
Bangladeshi	0	0.00
Chinese	15	0.37
Caribbean	15	0.37
Other Asian	3	0.07
African	0	0.00
Other ethnic group	9	0.22
<b>Total</b>	<b>4,076</b>	<b>100</b>


Country of Birth	Number	%
United Kingdom	3,901	95.68
Republic of Ireland	20	0.49
Other EU countries	35	0.86
Elsewhere	121	2.97
<b>Total</b>	<b>4,077</b>	<b>100</b>

Household Composition	Number	%
1. One person: non-pensioner	119	8
2. One person: pensioner	203	13
3. One adult: dependent child(ren)	40	3
4. One adult: all children non-dependent	38	2
5. Two + adults: no children	315	20
6. Two + adults: dependent children	427	27
7. Two + adults: all children non-dependent	154	10
8. Two or more adults, all pensioners	241	15
9. Other households: dependent children	17	1
10. Other households	29	2
11. All student	0	0
<b>Total</b>	<b>1,583</b>	<b>100</b>

Households by Size	
Persons	Number
1	322
2	604
3	255
4	288
5	90
6	21
7	-
8+	3
<b>Total</b>	<b>1,583</b>



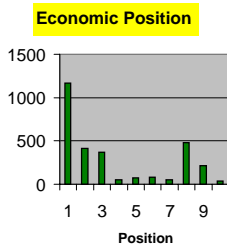
Households - Tenure	Number	%
A - Owner occupied - owned outright	696	44.0
B - Owner occupied - with mortgage	667	42.1
C - Owner occupied - shared ownership *	3	0.2
D - Rented privately / with job/ from other source @	70	4.4
E - Rented from Housing Association or RSL ~	147	9.3
<b>Total households</b>	<b>1,583</b>	<b>100</b>



Car Ownership		
by households		
Cars	Households	%
0 car	165	10
1 car	502	32
2 cars	668	42
3 or more	248	16
<b>Total</b>	<b>1,583</b>	<b>100</b>
<b>Total number of cars</b>	<b>2,667</b>	

\* Pays part rent and part mortgage. @ includes Housing Co-operative and Charitable Trust  
 ~ Includes employer of a household member & relative or friend of a household member & living rent free  
 ~ Registered Social Landlord

Economic Position	Total	% of Total
<i>Economically active</i>		
1. Employees - full time	1,170	39.9
2. Employees - part time	415	14.1
3. Self-employed	368	12.5
4. Unemployed	49	1.7
5. Full-time student	73	2.5
<i>Economically inactive</i>		
6. Students	83	2.8
7. Permanently sick or disabled	51	1.7
8. Retired	480	16.3
9. Looking after home / family	213	7.3
10. Other inactive	34	1.2
<b>Total Persons between 16 and 74 years of age</b>	<b>2,936</b>	<b>100</b>

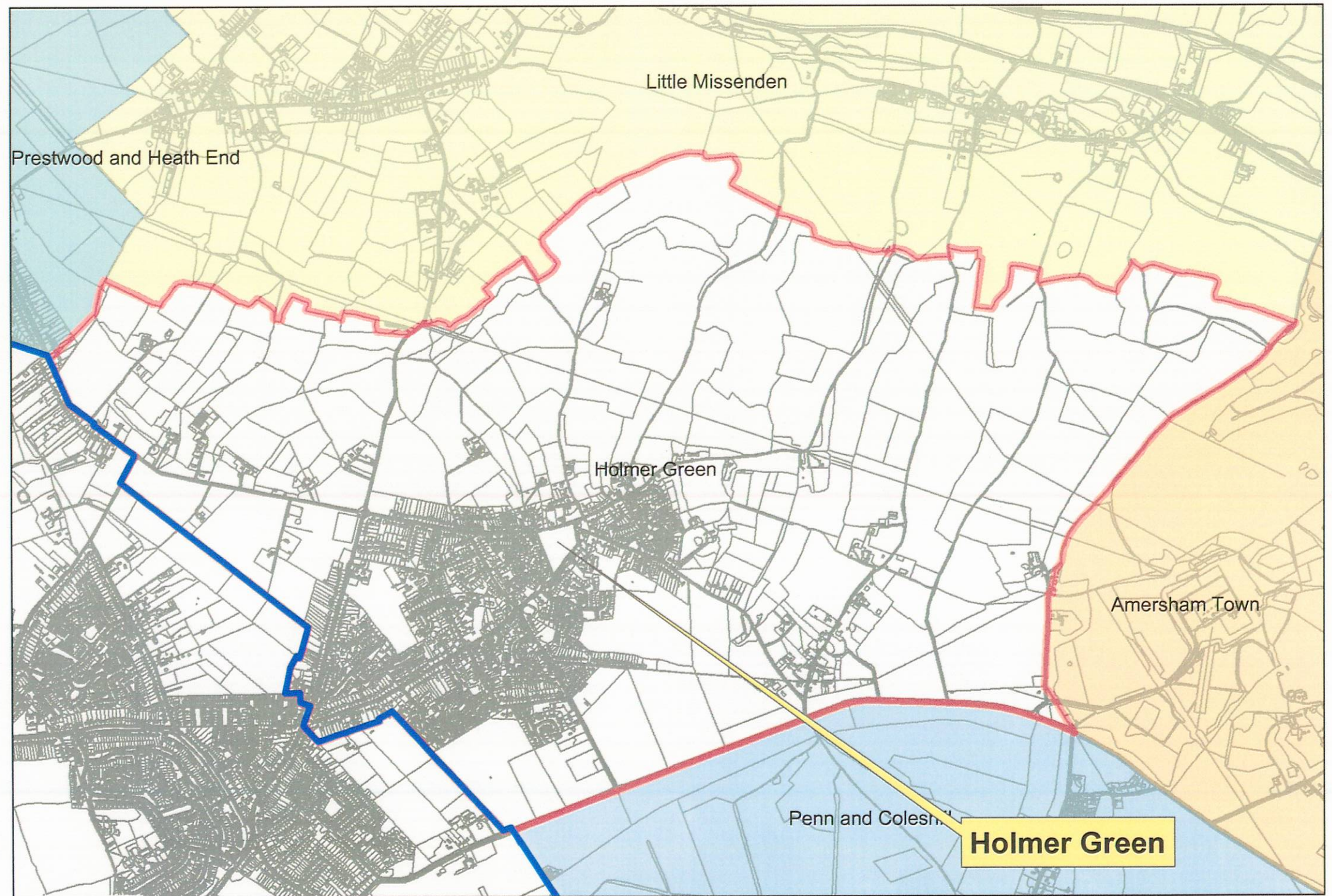


Travel to Work		
Method of travel	Number	%
Car or Van (C / V)	1,425	72.6
Passenger in C / V	93	4.7
Taxi or Minicab	0	0.0
Train	77	3.9
Bus or Coach	46	2.3
Motor cycle/scooter	17	0.9
Bicycle	15	0.8
On foot	34	1.7
Other	9	0.5
Work at home	248	12.6
<b>Total</b>	<b>1,964</b>	<b>100.0</b>

Notes: (1) Occupied dwellings only (2) Economically active - number as a % of total population (3) Unemployment - number as a % of total economically active.

Sources : Key Statistics for Output Areas, and Standard Tables for Wards, 2001 Census, Crown Copyright 2004

**Further Information:** For more information about the 2001 Census of Population please contact Gary Bartlett - Planning Monitoring & Information Officer,  
 c/o Planning Services, Chiltern District Council. Tel: (01494) 732034; Fax: (01494) 586508 or Email: gbartlett@chiltern.gov.uk



Little Missenden

Prestwood and Heath End

Holmer Green

Amersham Town

Penn and Colesham

**Holmer Green**