

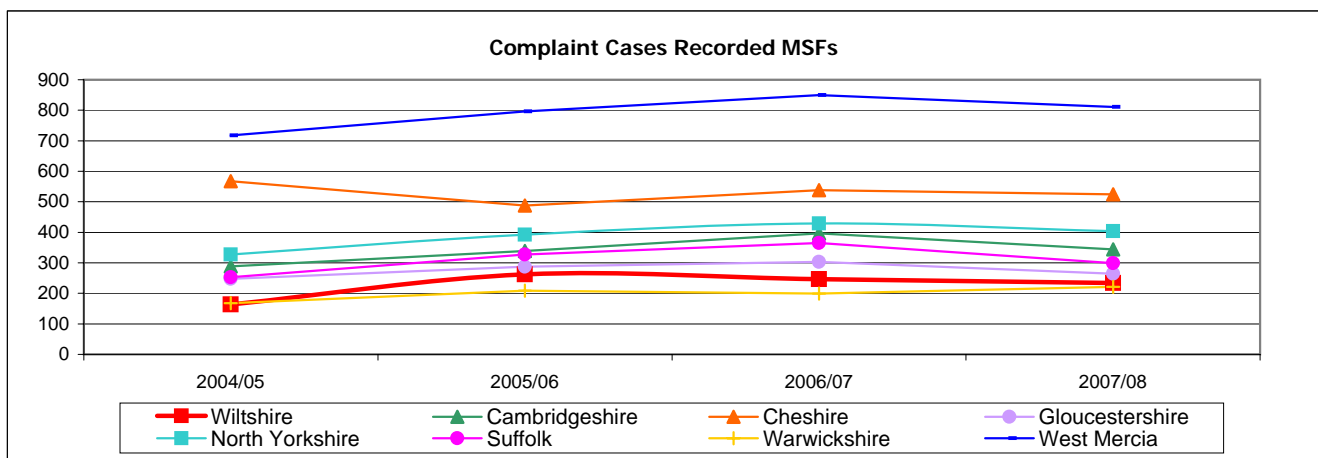
## Key Points:

- \* Complaint cases recorded have slightly decreased compared to last year as have allegations recorded.
- \* The proportions of allegation categories have remained fairly stable compared to last year.
- \* Wiltshire recorded the lowest proportion of allegation category 'Incivility' (11%) across all forces but one of the highest proportions of category 'Oppressive Conduct or Harassment' (15%) and the highest proportion of category 'Breach of Code C PACE' (9%).
- \* The level of unknown information for the employment status of complainant has increased compared to last year (from 36% to 47%).
- \* Wiltshire collected an almost complete set of demographics for those subject to complaints.

## Headline Figures:

	Wiltshire			England and Wales	
	07/08	change from 06/07	change from 03/04	change from 06/07	change from 03/04
Complaint Cases Recorded	234	-5%	57%	0%	82%
Allegations Recorded	460	-15%	77%	5%	39%

2003/04 marks the last year that police complaints data was collated prior to the establishment of the IPCC on 1 April 2004

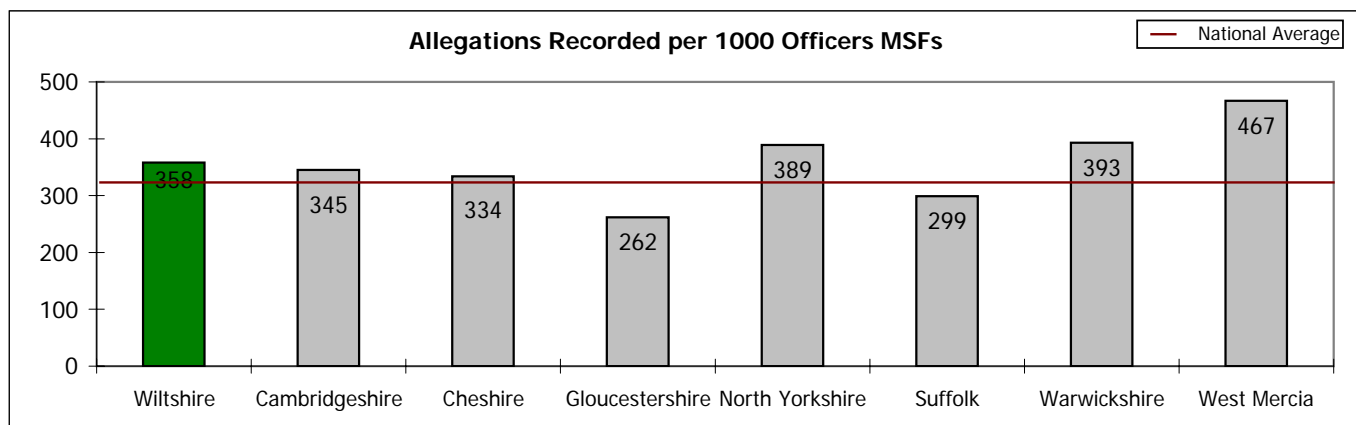


## Allegations

Allegation categories as a percentage of the total recorded	Wiltshire	England and Wales
Other Neglect or Failure in Duty	23%	24%
Incivility, Impoliteness and Intolerance	12%	22%
Other Assault	13%	14%
Discriminatory Behaviour	2%	3%
Breach of Code A PACE on Stop and Search	1%	1%

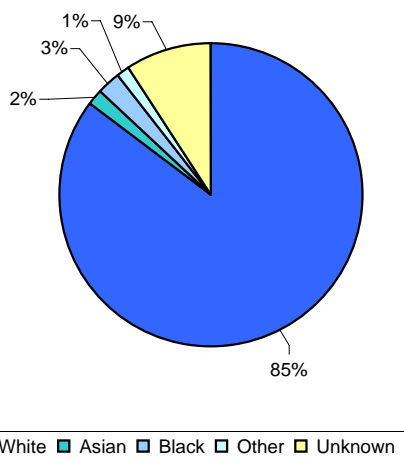
The proportions of allegations recorded in the top three allegation categories over the last four years:

	2004/05	2005/06	2006/07	2007/08
Other Neglect or Failure in Duty	12%	22%	26%	23%
Incivility, Impoliteness and Intolerance	27%	13%	13%	12%
Other Assault	22%	15%	13%	13%

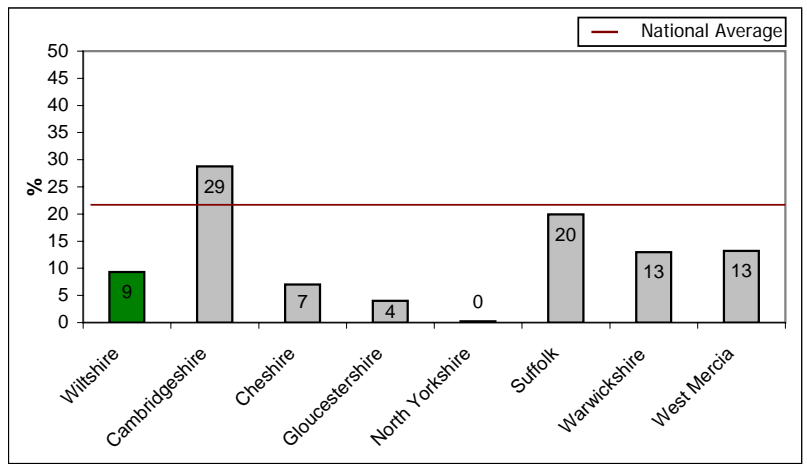


## Demographics of Complainants

### Ethnicity



### Unknown Ethnicity by MSF

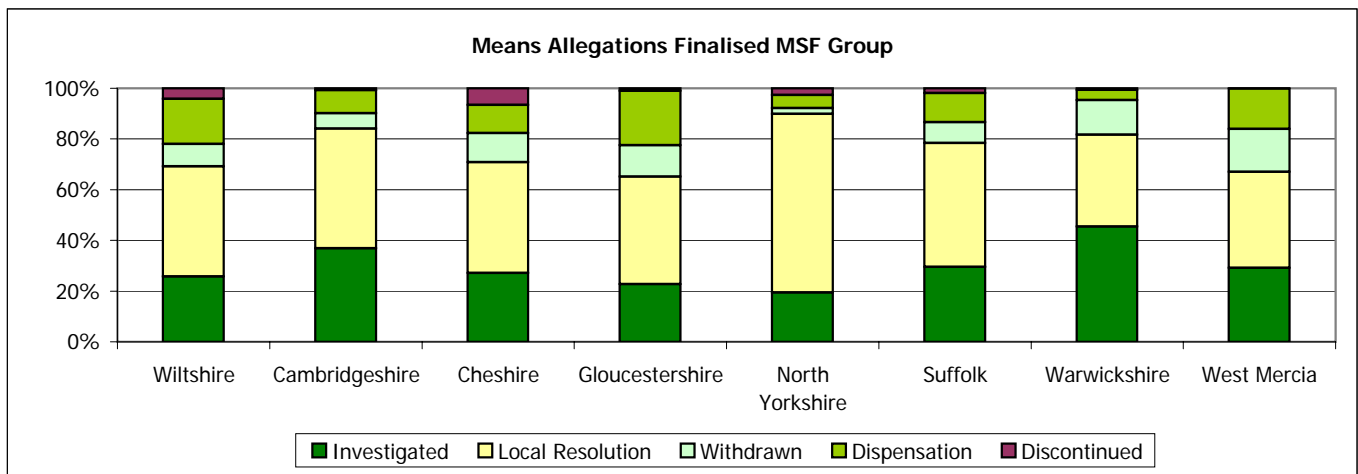


Ethnicity calculated as per the IPCC's annual police complaints report

## Means by which Allegations Completed

	Wiltshire	England & Wales
Allegations Investigated	26%	32%
Local Resolution	43%	43%
Withdrawn	9%	11%
Dispensation	18%	11%
Discontinued	4%	3%

Allegations Investigated	Wiltshire	England & Wales
Substantiated	9%	11%
Unsubstantiated	91%	89%



## Valid Appeals 2007/08

Appeals Completed	Upheld	Not upheld	Total
Non-recording of a complaint	2	4	6
Local resolution process	1	5	6
Outcome of a police investigation	1	14	15
<b>Total</b>	<b>4</b>	<b>23</b>	<b>27</b>

These figures have been taken from the internal IPCC Case Tracking Management System