

Persons Granted British Citizenship, 2000

9/01

Jill Dudley and Paul Harvey

31 May 2001

MAIN POINTS

■ 82,000 persons were granted British citizenship in the United Kingdom in 2000 (paragraph 2).

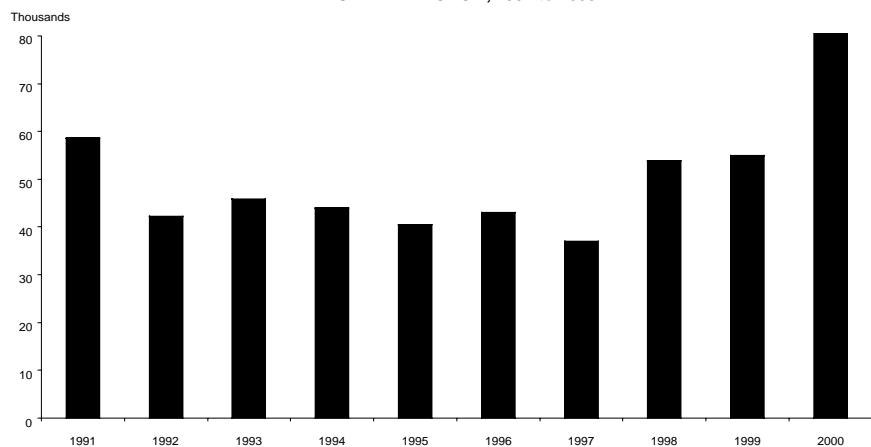
■ 45 per cent were granted on the basis of residence, 35 per cent because of marriage, and nearly 25 per cent were minor children (paragraph 4).

■ Citizens of countries in Asia and Africa accounted for 45 and 25 per cent respectively of the total (paragraph 5).

■ The largest nationalities were Pakistan and India (10 per cent each), Bangladesh and Nigeria (7 per cent each) (paragraph 5).

Figure 1

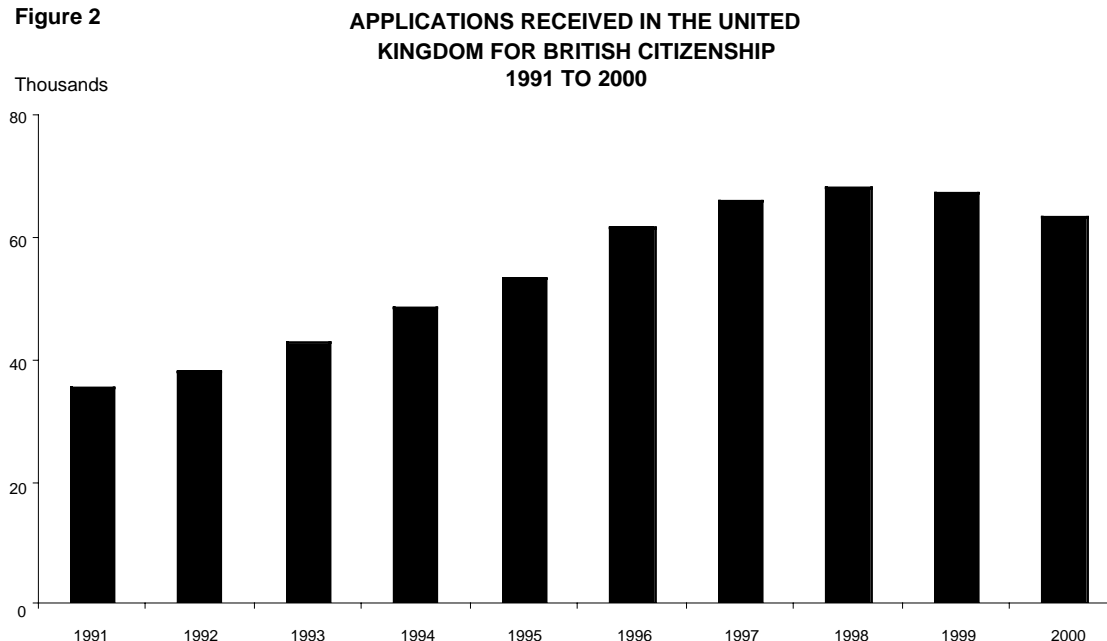
GRANTS OF BRITISH CITIZENSHIP IN THE UNITED KINGDOM, 1991 to 2000



APPLICATIONS RECEIVED (Figure 2)

1. The number of applications received for British citizenship for decision in the United Kingdom was about 64,000 (provisional figure) in 2000, compared with 67,000 in 1999 and 68,000 in 1998.

Figure 2



GRANTS AND REFUSALS (Figure 1 and Table 1)

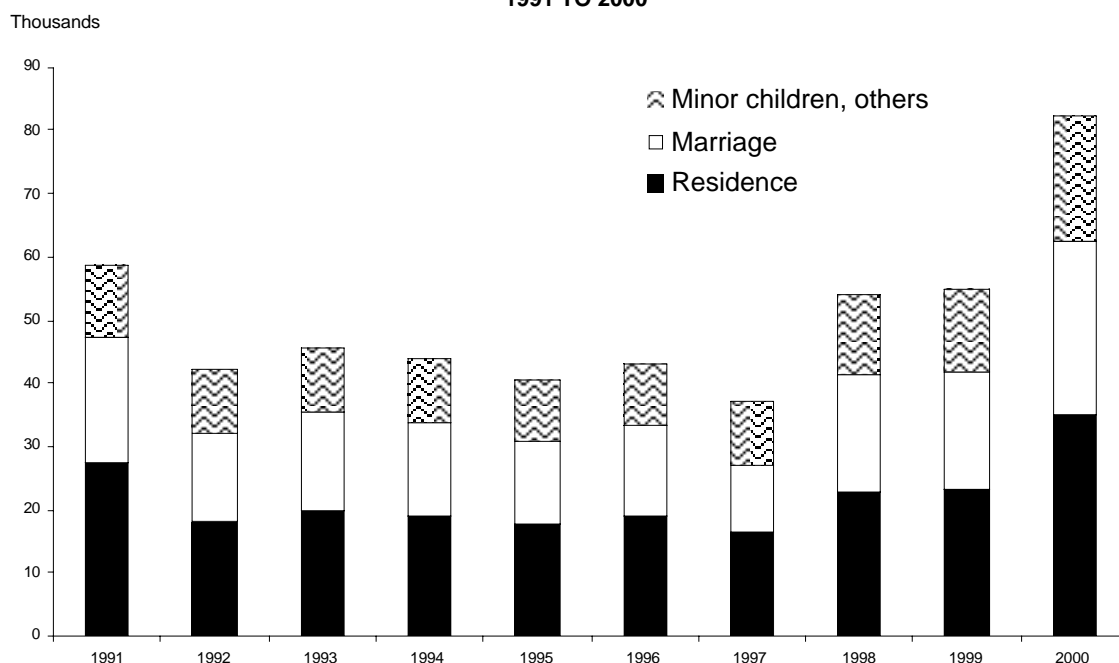
2. Some 82,000 persons were granted British citizenship in the United Kingdom in 2000, compared with 55,000 in 1999 and 54,000 in 1998. Some 6,800 applications were refused in 2000, 2,900 more than in 1999. Procedural and organisational changes were introduced during 1998, and staff resources began to be built up during 1999, in order to increase the number of decisions taken and reduce the backlog of applications awaiting a decision.

3. These data, and those in the rest of the bulletin apart from Table 5, exclude some 400 persons of non-Chinese ethnic origin granted British citizenship in 2000 under the British Nationality (Hong Kong) Act 1997. This compared with 700 such grants in 1999 and brought the total number of grants since 1997 under this Act to 3,800. This was in addition to 136,500 grants in 1991-7 under the earlier 1990 Act and its associated Selection Scheme, under which key workers and their spouses and dependants were granted British citizenship.

BASIS OF GRANT (Figure 3 and Table 2)

4. Residence in the United Kingdom continued to be the most frequent basis on which persons were granted British citizenship in 2000. The number of such grants was almost 35,000 or nearly 45 per cent of the total. The number of grants because of marriage to a British citizen was around 27,000, nearly 35 per cent of the total. These proportions have remained largely unchanged for several years, but in 1989-90 residence accounted for 65 per cent and marriage for more than 20 per cent of total grants. Most (more than 19,000) of the remaining grants in 2000 were to minor children who accounted for nearly 25 per cent of the total.

Figure 3 GRANTS OF BRITISH CITIZENSHIP IN THE UNITED KINGDOM, BY BASIS OF GRANT, 1991 TO 2000

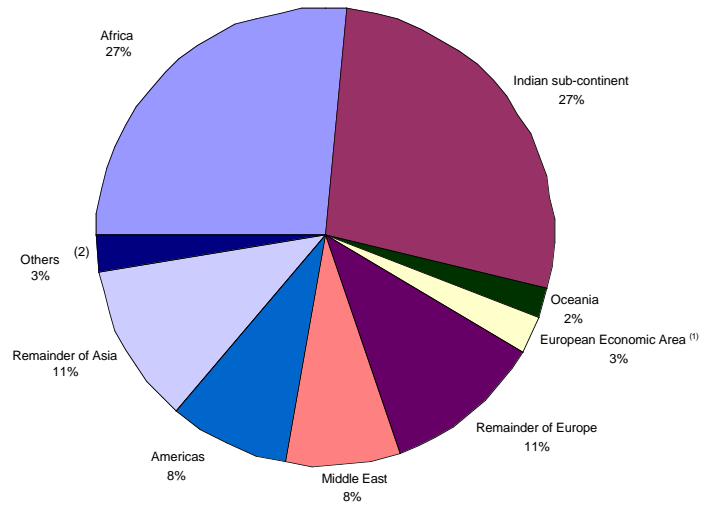


PREVIOUS NATIONALITY (Figure 4 and Tables 3, 4)

5. Citizens of Indian sub-continent countries and Africa each comprised over 25 per cent of all grants in 2000, with the rest of Asia accounting for around 20 per cent and Europe for nearly 15 per cent. The proportion from Africa has increased, from around 20 per cent in 1996, with a decrease in Other (as defined in footnote (2) of Table 3). Countries with the largest numbers of grants in 2000 were Pakistan with 8,600 and India with 8,100 (10 per cent each), Nigeria with 5,600 and Bangladesh with 5,400 (7 per cent each), and Turkey with 4,900 (6 per cent).

Figure 4

**GRANTS OF BRITISH CITIZENSHIP IN THE UNITED KINGDOM IN 2000, BY PREVIOUS NATIONALITY
(Total number of persons 82,210)**



(1) Includes British Dependent Territories citizens from Gibraltar

(2) Includes British Dependent Territories citizens (except from Gibraltar) and British Overseas citizens

TABLES : CONTENTS

Grants of British citizenship in the United Kingdom

Table 1	Applications, grants and refusals, 1990-2000
Table 2	Grants by basis (residence, marriage, etc), 1990-2000
Table 3	Grants by broad groupings of previous nationality, 1996-2000
Table 4	Grants by previous nationality, type and category (relevant section of British Nationality Act 1981), 2000

Other grants of citizenship

Table 5	Grants by type of citizenship, 1996-2000
---------	--

Table 1 Applications for British citizenship received and decided in the United Kingdom, 1990-2000

Year	Applications received	Number of persons	
		Grants	Refusals ⁽¹⁾
1990	32,569	57,271	9,149
1991	35,279	58,642	8,985
1992	38,068	42,243	9,253
1993	42,682	45,793	8,041
1994	48,277	44,033	5,855
1995	53,391	40,516	5,032
1996	61,800	43,069	4,770
1997	66,000	37,010	4,747
1998	68,030	53,934	3,750
1999	67,400 ^(R)	54,902	3,993
2000	63,700 ⁽²⁾	82,210	6,850

⁽¹⁾ Includes small numbers of applications withdrawn.

⁽²⁾ Provisional

^(R) Revised

Table 2 Grants of British citizenship in the United Kingdom by basis of grant, 1990-2000

Year of grant	Number of persons				
	All grants	Residence	Marriage	Minor children	Other ⁽¹⁾
1990	57,271	31,328	15,734	9,534	675
1991	58,642	27,534	19,513	10,646	949
1992	42,243	18,203	13,915	9,346	779
1993	45,793	19,866	15,688	9,376	863
1994	44,033	19,097	14,974	9,219	743
1995	40,516	17,807	13,131	8,992	586
1996	43,069	18,970	14,285	9,272	542
1997	37,010	16,466	10,354	9,545	645
1998	53,934	22,935	18,493	11,977	529
1999	54,902	23,170	18,921	12,272	539
2000	82,210	34,979	27,423	19,162	646

(1) Includes British Dependent Territories citizens from Gibraltar registered as British citizens under s.5 of the British Nationality Act 1981.

Table 3 Grants of British citizenship in the United Kingdom by previous nationality, 1996-2000

	Number of persons				
Previous nationality	1996	1997	1998	1999	2000
European Economic Area ⁽¹⁾	1,722	1,546	1,699	1,710	2,075
Remainder of Europe	2,928	2,784	4,647	5,575	9,371
Americas	4,266	3,544	5,224	5,415	6,967
Africa	9,162	8,018	12,941	12,863	21,923
Indian sub-continent	10,792	8,465	14,619	14,786	22,146
Middle East	3,535	2,833	4,288	4,713	6,621
Remainder of Asia	5,207	4,102	6,395	6,154	9,148
Oceania	1,542	1,443	1,645	1,524	1,671
Other ⁽²⁾	3,915	4,275	2,476	2,162	2,288
All grants	43,069	37,010	53,934	54,902	82,210

(1) As constituted now; includes British Dependent Territories citizens from Gibraltar.

(2) British Dependent Territories citizens (except from Gibraltar), British Overseas citizens, British subjects, British Protected Persons, stateless and nationality uncertain.

Table 4 Grants of British citizenship in the United Kingdom in 2000 by previous nationality, type and category of grant

Previous nationality	Number of persons						
	Total	Naturalisation		Registration			
		Residence s.6(1) Sch.8	Marriage s.6(2)	Residence or relevant employment ss.4(2),(5),7 Sch.8	Marriage ss.8(1), (2),(3) Sch.8	Minor children ss.1(3),1(4), 3(1),(2),(5),9 Sch.8	Resumption ss.10,13
European Economic Area							
Austria	30	13	8	–	–	8	1
Belgium	31	7	13	–	–	11	–
Denmark	36	17	7	–	–	12	–
Finland	7	1	2	–	–	4	–
France	275	77	69	–	–	129	–
Germany	249	66	98	–	–	77	8
Greece	254	167	64	–	–	23	–
Iceland	7	6	–	–	–	1	–
Irish Republic	116	51	36	2	–	27	–
Italy	257	96	117	–	–	44	–
Luxembourg	2	–	–	–	–	2	–
Netherlands	71	24	24	–	–	23	–
Norway	25	4	4	–	–	14	3
Portugal	242	149	59	–	–	34	–
Spain	74	20	26	–	–	28	–
Sweden	24	5	9	–	–	9	1
Total	1,700 [1]	703	536	2	–	446	13
Remainder of Europe							
Albania	33	9	14	–	–	10	–
Armenia	12	5	4	–	–	3	–
Azerbaijan	7	2	4	–	–	1	–
Belarus	22	6	12	–	–	4	–
Bosnia-Herzegovina	242	147	26	–	–	69	–
Bulgaria	185	60	86	–	–	39	–
Croatia	157	76	52	–	–	29	–
Cyprus	447	157	244	–	–	46	–
Czechoslovakia	3	1	2	–	–	–	–
Czech Republic	79	10	59	–	–	10	–
Estonia	16	3	11	–	–	2	–
Georgia	17	3	8	–	–	6	–
Hungary	167	57	81	–	–	29	–
Kazakhstan	12	1	7	–	–	4	–

Table 4 Grants of British citizenship in the United Kingdom in 2000 by previous nationality, type and category of grant

Previous nationality	Total	Number of persons					
		Naturalisation		Registration			
		Residence	Marriage	Residence or relevant employment	Marriage	Minor children	Resumption
s.6(1) Sch.8	s.6(2)	ss.4(2),(5),7 Sch.8	ss.8(1), (2),(3) Sch.8	ss.1(3),1(4), 3(1),(2),(5),9 Sch.8	ss.10,13		
Latvia	23	8	8	–	–	7	–
Lithuania	27	4	19	–	–	4	–
Macedonia	39	14	22	–	–	3	–
Malta	246	58	49	–	–	5	134
Moldova	12	–	10	–	–	2	–
Monaco	4	–	–	–	–	4	–
Montenegro	2	–	–	–	–	2	–
Poland	787	324	376	–	–	87	–
Romania	279	72	156	–	–	51	–
Russia	635	235	252	–	–	148	–
Serbia	7	3	4	–	–	–	–
Slovakia	62	14	39	–	–	9	–
Slovenia	7	1	6	–	–	–	–
Switzerland	191	45	81	–	–	60	5
Turkey	4,875	2,593	735	–	–	1,547	–
Ukraine	181	65	75	–	–	41	–
Union of Soviet Socialist Republics	4	2	1	–	–	1	–
Uzbekistan	6	–	5	–	–	1	–
Yugoslavia	585	295	163	–	–	127	–
Remainder of Europe	9,371	4,270	2,611	–	–	2,351	139
Americas							
Antigua and Barbuda	11	4	6	–	–	1	–
Argentina	62	24	24	–	–	14	–
Bahamas	14	2	3	–	–	2	7
Barbados	178	103	69	1	–	5	–
Belize	26	6	16	–	–	4	–
Bolivia	23	12	8	–	–	3	–
Brazil	331	106	176	–	–	49	–
Canada	759	208	219	–	–	332	–
Chile	92	58	25	–	–	9	–
Colombia	381	201	120	–	–	60	–
Costa Rica	12	4	7	–	–	1	–
Cuba	18	5	12	–	–	1	–
Dominica	64	33	28	–	–	3	–
Dominican Republic	17	7	7	–	–	3	–

Table 4 Grants of British citizenship in the United Kingdom in 2000 by previous nationality, type and category of grant

Previous nationality	Total	Naturalisation		Registration				Number of persons
		Residence	Marriage	Residence or relevant employment	Marriage	Minor children	Resumption	
		s.6(1) Sch.8	s.6(2)	ss.4(2),(5),7 Sch.8	ss.8(1), (2),(3) Sch.8	ss.1(3),1(4), 3(1),(2),(5),9 Sch.8	ss.10,13	
Ecuador	43	9	29	–	–	5	–	
El Salvador	13	6	4	–	–	3	–	
Grenada	83	49	29	–	–	5	–	
Guatemala	4	–	2	–	–	2	–	
Guyana	297	120	130	–	–	47	–	
Haiti	4	–	3	–	–	1	–	
Honduras	11	3	5	–	–	3	–	
Jamaica	1,882	927	664	10	–	281	–	
Mexico	116	17	84	–	–	15	–	
Nicaragua	6	–	3	–	–	3	–	
Panama	7	3	2	–	–	2	–	
Paraguay	4	–	2	–	–	2	–	
Peru	117	41	61	–	–	15	–	
St. Kitts and Nevis	7	3	3	–	–	1	–	
St. Lucia	121	68	34	–	–	19	–	
St. Vincent and Grenadines	89	53	27	–	–	9	–	
Surinam	4	1	2	–	–	1	–	
Trinidad and Tobago	499	241	166	–	–	91	1	
United States of America	1,613	595	554	–	–	461	3	
Uruguay	10	7	3	–	–	–	–	
Venezuela	49	15	24	–	–	10	–	
Americas	6,967	2,931	2,551	11	–	1,463	11	
Africa								
Algeria	629	238	259	1	–	131	–	
Angola	77	24	2	–	–	51	–	
Botswana	14	3	1	–	–	6	4	
Burkina Faso	4	–	4	–	–	–	–	
Burundi	4	3	1	–	–	–	–	
Cameroon	99	52	16	–	–	30	1	
Cape Verde	5	1	4	–	–	–	–	
Chad	1	–	1	–	–	–	–	
Comoros	1	–	1	–	–	–	–	
Congo	130	24	3	–	–	103	–	

Table 4 Grants of British citizenship in the United Kingdom in 2000 by previous nationality, type and category of grant

Previous nationality	Total	Number of persons					
		Naturalisation		Registration			
		Residence	Marriage	Residence or relevant employment	Marriage	Minor children	Resumption
s.6(1) Sch.8	s.6(2)	ss.4(2),(5),7 Sch.8	ss.8(1), (2),(3) Sch.8	ss.1(3),1(4), 3(1),(2),(5),9 Sch.8	ss.10,13		
Congo (Dem Rep)	155	39	5	–	–	111	–
Djibouti	6	4	–	–	–	2	–
Egypt	487	227	161	–	–	99	–
Eritrea	138	79	21	–	–	38	–
Ethiopia	195	111	34	–	–	49	1
Equatorial Guinea	2	–	1	–	–	1	–
Gabon	5	2	2	–	–	1	–
Gambia	100	35	43	–	–	22	–
Ghana	2,935	1,356	583	–	1	995	–
Guinea Bissau	2	2	–	–	–	–	–
Ivory Coast	83	27	23	–	–	33	–
Kenya	870	319	361	1	–	125	64
Lesotho	5	2	2	–	–	1	–
Liberia	63	29	10	–	–	24	–
Libya	211	84	43	–	–	84	–
Madagascar	7	2	4	–	–	1	–
Malawi	51	21	15	1	–	14	–
Mali	1	1	–	–	–	–	–
Mauritania	8	3	4	–	–	1	–
Mauritius	654	354	230	–	–	70	–
Morocco	721	359	317	–	–	45	–
Mozambique	16	5	9	–	–	2	–
Namibia	9	1	3	1	–	–	4
Niger	2	–	2	–	–	–	–
Nigeria	5,594	2,096	1,291	3	1	2,203	–
Rwanda	22	6	1	–	–	15	–
Senegal	11	3	8	–	–	–	–
Seychelles	74	47	14	–	–	13	–
Sierra Leone	675	338	147	–	–	190	–
Somalia	2,586	1,241	84	–	–	1,261	–
South Africa	1,635	451	639	–	–	545	–
Sudan	1,785	994	78	–	–	713	–
Swaziland	8	3	2	–	–	3	–
Tanzania	349	144	168	1	–	36	–
Togo	12	5	5	–	–	2	–

Table 4 Grants of British citizenship in the United Kingdom in 2000 by previous nationality, type and category of grant

Previous nationality	Total	Number of persons					
		Naturalisation		Registration			
		Residence	Marriage	Residence or relevant employment	Marriage	Minor children	Resumption
s.6(1) Sch.8	s.6(2)	ss.4(2),(5),7 Sch.8	ss.8(1), (2),(3) Sch.8	ss.1(3),1(4), 3(1),(2),(5),9 Sch.8	ss.10,13		
Tunisia	125	55	64	–	–	6	–
Uganda	633	296	48	1	–	288	–
Zambia	272	107	87	1	–	77	–
Zimbabwe	452	181	132	–	–	131	8
Africa	21,923	9,374	4,933	10	2	7,522	82
Indian sub-continent							
Bangladesh	5,380	1,997	2,493	1	–	889	–
India	8,135	2,947	4,351	5	–	831	1
Pakistan	8,631	2,016	5,895	1	1	716	2
Indian sub-continent	22,146	6,960	12,739	7	1	2,436	3
Middle East							
Bahrain	26	12	4	–	–	10	–
Iran	1,904	1,215	375	–	–	311	3
Iraq	2,340	1,323	197	–	–	820	–
Israel	317	119	113	–	–	85	–
Jordan	309	147	77	–	–	85	–
Kuwait	105	35	14	–	–	56	–
Lebanon	1,013	523	119	–	–	371	–
Oman	6	3	–	–	–	3	–
Palestine	31	11	4	–	–	16	–
Qatar	4	1	1	–	–	2	–
Saudi Arabia	40	14	8	–	–	18	–
Syria	192	87	58	–	–	47	–
United Arab Emirates	19	3	1	–	–	15	–
Yemen	315	143	95	–	–	77	–
Middle East	6,621	3,636	1,066	–	–	1,916	3

Table 4 Grants of British citizenship in the United Kingdom in 2000 by previous nationality, type and category of grant

Previous nationality	Total	Number of persons					
		Naturalisation		Registration			
		Residence	Marriage	Residence or relevant employment	Marriage	Minor children	Resumption
s.6(1) Sch.8	s.6(2)	ss.4(2),(5),7 Sch.8	ss.8(1), (2),(3) Sch.8	ss.1(3),1(4), 3(1),(2),(5),9 Sch.8	ss.10,13		
Remainder of Asia							
Afghanistan	313	191	14	–	–	108	–
Bhutan	1	–	–	–	–	1	–
Brunei	6	5	1	–	–	–	–
Burma	107	57	26	–	–	24	–
Cambodia	22	5	7	–	–	10	–
China	1,966	1,012	472	–	1	481	–
Indonesia	91	24	48	–	–	17	2
Japan	106	39	44	–	–	23	–
Laos	7	2	4	–	–	1	–
Malaysia	285	108	139	–	–	38	–
Maldives	4	2	2	–	–	–	–
Mongolia	1	–	1	–	–	–	–
Nepal	67	33	25	–	–	9	–
Philippines	1,361	462	729	–	–	170	–
Singapore	94	28	42	–	–	23	1
South Korea	151	76	34	–	–	41	–
Sri Lanka	2,656	1,602	258	–	–	792	4
Taiwan	107	42	45	–	–	20	–
Thailand	687	226	378	–	–	83	–
Vietnam	1,116	770	113	–	–	233	–
Remainder of Asia	9,148	4,684	2,382	–	1	2,074	7
Oceania							
Australia	857	179	203	–	–	473	2
Fiji	48	12	32	–	–	4	–
New Zealand	755	357	219	–	–	179	–
Papua New Guinea	4	–	–	–	–	4	–
Solomon Islands	3	1	1	–	–	–	1
Tonga	3	1	2	–	–	–	–
Vanuatu	1	–	–	–	–	–	1
Oceania	1,671	550	457	–	–	660	4

Table 4 Grants of British citizenship in the United Kingdom in 2000 by previous nationality, type and category of grant

Previous nationality	Total	Naturalisation		Registration				Number of persons
		Residence	Marriage	Residence or relevant employment	Marriage	Minor children	Resumption	
		s.6(1) Sch.8	s.6(2)	ss.4(2),(5),7 Sch.8	ss.8(1), (2),(3) Sch.8	ss.1(3),1(4), 3(1),(2),(5),9 Sch.8	ss.10,13	
Other								
British Dependent Territories citizens [2]	875	50	98	641	–	84	2	
British Overseas citizens	878	47	10	805	–	16	–	
British subjects	97	2	2	93	–	–	–	
British Protected Persons	121	11	3	107	–	–	–	
Nationality uncertain	313 [3]	85	31	–	–	194	3	
Total	2,284 [3]	195	144	1,646	–	294	5	
All nationalities	81,831 [1][3]	33,303	27,419	1,676	4	19,162	267	

[1] In addition, 375 Gibraltar BDTCs were registered under section 5 of the British Nationality Act 1981.

[2] Including British Nationals (Overseas), but excluding Gibraltar BDTCs.

[3] In addition 4 stateless person was registered under section 36 of the British Nationality Act 1981.

Table 5 Other grants of citizenship by type of citizenship, 1996-2000

Type of citizenship	Number of persons				
	1996	1997	1998	1999	2000
British citizenship granted in Hong Kong ⁽³⁾	5,511	3,285	2,728	726	*
British citizenship granted in the United Kingdom to residents of Hong Kong	*	*	*	*	350
British Dependent Territories citizenship granted in:-					
Hong Kong	201,023 ⁽¹⁾	715
Other Dependent Territories	526	638	617	682	435 ^(P)
British Overseas citizenship ⁽²⁾	9	14	7	..	3

(1) The large increase in 1996 reflected a late surge of applications for BDTC status before the deadline of 31 March 1996.

(2) Granted in the United Kingdom.

(3) In 2000 there were no grants of British citizenship in Hong Kong because the responsibility for 1997 Act grants was transferred to the Home Office in the UK.

(P) Provisional.

EXPLANATORY NOTES

1. The British Nationality Act 1981, which came into force on 1 January 1983, reduced greatly the number of persons eligible to claim British citizenship by reason of entitlement. Certain entitlements to British citizenship were extended for a transitional period, which ended on 31 December 1987, after which time applications had to be made on discretionary grounds.

2. The nationality shown in the first column of Tables 3 and 4 is the one, or in cases of dual nationality the main one, which the person possessed immediately before acquiring British citizenship.

3. The categories shown in Tables 2 and 4 relate to the section of the British Nationality Act 1981 under which citizenship was acquired. The following is a brief summary of the provisions of the relevant sections of the Act:

s.1(3) - entitlement to registration of a minor born in the United Kingdom when one of his parents becomes a British citizen or becomes settled in the United Kingdom.

s.1(4) - entitlement to registration of a minor born in the United Kingdom who spent the first ten years of his/her life in the United Kingdom.

s.3(1) - discretionary registration of a minor.

s.3(2) - entitlement to registration of a minor less than one year old who was born outside the United Kingdom to parents one of whom was a British citizen by descent.

s.3(5) - entitlement to registration of an overseas-born minor resident in the United Kingdom, one of whose parents was a British citizen by descent.

s.4(2) - entitlement to registration of a British Dependent Territories citizen, a British Overseas citizen, a British subject or a British protected person resident in the United Kingdom.

s.4(5) - discretionary registration on the grounds of Crown Service of a British Dependent Territories citizen, a British Overseas citizen, a British subject or a British protected person.

s.5 - entitlement to registration of a British Dependent Territories citizen from Gibraltar.

s.6(1) - naturalisation of an adult by virtue of residence in the United Kingdom.

s.6(2) - naturalisation of an adult, resident in the United Kingdom, by virtue of marriage to a British citizen.

s.7 - transitional entitlement to registration (which, with minor exceptions, ended on 31 December 1987) of a Commonwealth citizen who is resident in the United Kingdom.

s.8(1) - transitional entitlement to registration (which ended on 31 December 1987) of a woman still married since before 1983 to a man who became a British citizen on commencement of the 1981 Act.

s.8(2) and 8(3) - transitional discretionary registration (which ended on 31 December 1987) of a woman married before 1983 to a man who would have become a British citizen but for his death or renunciation of citizenship.

s.9 - transitional entitlement to registration (which ended on 31 December 1988) of a minor born abroad between 1 January 1983 and 31 December 1987 who, if they had been born before 1 January 1983 and had been consularly registered, would have become a British citizen on 1 January 1983.

s.10(1) - entitlement to acquire British citizenship by a person who had renounced citizenship of the United Kingdom and Colonies before 1983.

s.10(2) - discretionary registration of a person connected with the United Kingdom who renounced citizenship of the United Kingdom and Colonies before 1983.

s.13(1) - entitlement to resume British citizenship by a person who renounced it to acquire some other citizenship.

s.13(3) - discretionary registration of a person who has previously renounced British citizenship.

s.36 - entitlement to registration of a stateless person.

Schedule 8 - any applications made before the commencement of the 1981 Act continue to be decided in accordance with the provisions of the previous nationality Acts.

4. The following symbols are used in the tables:

* not applicable

- nil

5. Statistics for the years 1962 - 1983 were published annually in "Statistics of persons acquiring Citizenship of the United Kingdom and Colonies" (for 1962-77), "Tables of persons acquiring Citizenship of the United Kingdom and Colonies" (for 1978-82) and "Tables of persons acquiring British Citizenship" (for 1983), all of which are available from The Stationery Office. Statistics for 1984 and subsequent years were published in the relevant annual Statistical Bulletin. Copies of previous bulletins, and further copies of this bulletin, are available from:

Home Office
Research Development and Statistics Directorate
Communications and Development Unit
Room 275
50 Queen Anne's Gate
London
SW1H 9AT

Telephone 020-7273 2084

Enquiries about the figures should be made to:

Home Office
Research Development and Statistics Directorate
Immigration Research and Statistics Service
Room 1303
Apollo House
36 Wellesley Road
Croydon
Surrey CR9 3RR

Telephone 020-8760 8280

Press enquiries should be made to:

Home Office
Press Office
50 Queen Anne's Gate
London SW1H 9AT

Telephone 020-7273 4620

RESEARCH, DEVELOPMENT AND STATISTICS DIRECTORATE MISSION STATEMENT

RDS is part of the Home Office. The Home Office's purpose is to build a safe, just and tolerant society in which the rights and responsibilities of individuals, families and communities are properly balanced and the protection and security of the public are maintained.

RDS is also a part of the Government Statistical Service (GSS). One of the GSS aims is to inform Parliament and the citizen about the state of the nation and provide a window on the work and performance of government, allowing the impact of government policies and actions to be assessed.

Therefore -

Research, Development and Statistics Directorate exists to improve policy making, decision taking and practice in support of the Home Office purpose and aims, to provide the public and Parliament with information necessary for informed debate and to publish information for future use.