

# Persons Granted British Citizenship United Kingdom, 2001

06/02



Jill Dudley and Krystina Hesketh   27 June 2002 

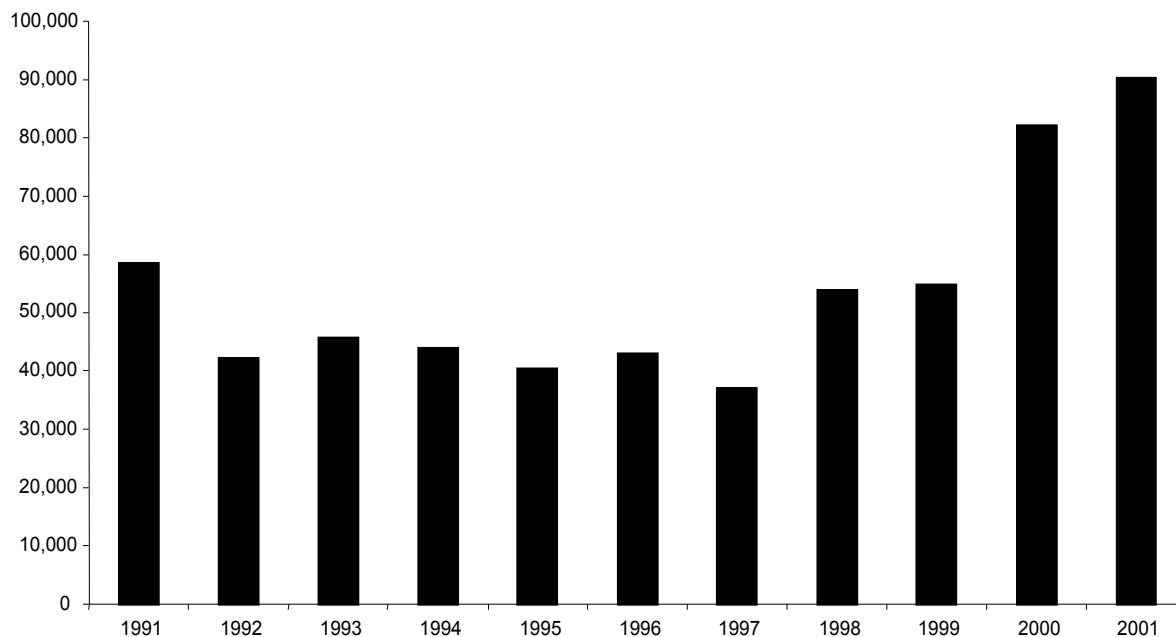


## MAIN POINTS:

- Applications for British Citizenship almost doubled in 2001 to just under 110,000 (paragraph 1).
- 90,000 persons were granted British citizenship in the United Kingdom in 2001 (paragraph 2).
- 45 per cent were granted on the basis of residence, 30 per cent because of marriage, and nearly 25 per cent were minor children (paragraph 4).
- Citizens of countries in Asia and Africa accounted for 40 and 35 per cent respectively of the total (paragraph 5).
- The largest nationalities were Pakistan, India and Nigeria (10, 9, and 7 per cent respectively) (paragraph 5).

Figure 1

GRANTS OF BRITISH CITIZENSHIP IN  
THE UNITED KINGDOM, 1991 to 2001



## **Introduction**

This bulletin provides provisional summary statistics on applications for, and, grants/refusals of, British citizenship in 2001. It contains previously published data for 1991 to 1999, and some revisions to data published in 2000.

## **Contents**

### **Paragraphs**

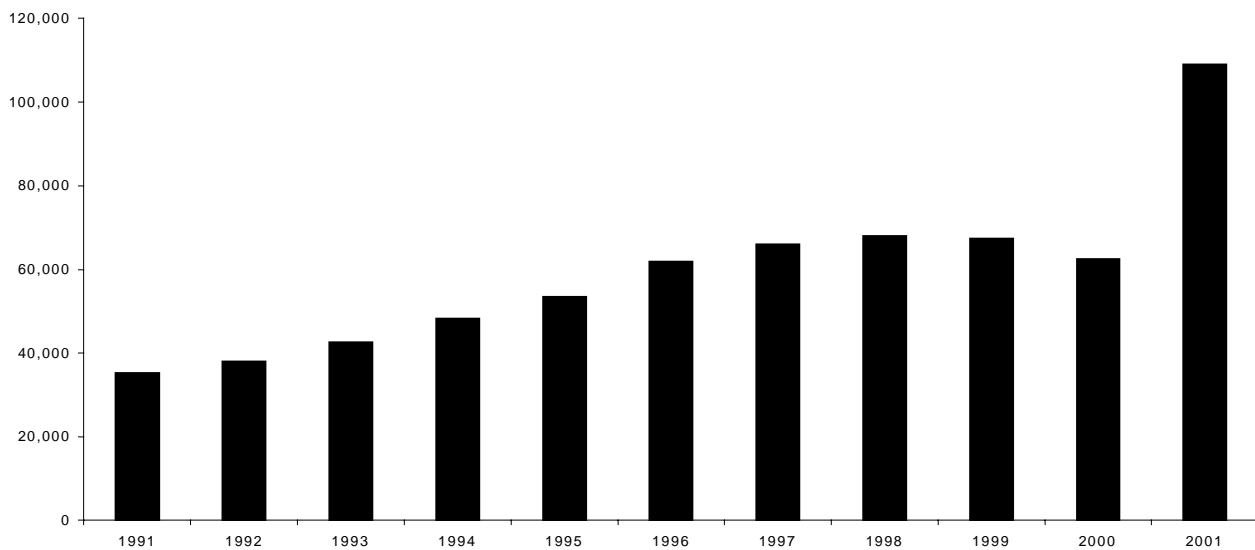
Applications	1
Grants and Refusals	2 – 3
Basis of Grant	4
Previous Nationality	5
Grants by Age	6
Other Grants of Citizenship	7
Tables Contents	
Tables	
Explanatory Notes	

## APPLICATIONS RECEIVED (Figure 2 and Table 1)

1. The number of applications for British citizenship almost doubled in 2001 to just under 110,000 compared to the previous year when just over 62,000 applications were received. The increase in applications for British Citizenship is likely to be related to a corresponding rise in the number of persons granted settlement in 1999 and 2000.

Figure 2

### APPLICATIONS RECEIVED IN THE UNITED KINGDOM FOR BRITISH CITIZENSHIP 1991 TO 2001



## GRANTS AND REFUSALS (Figure 1 and Table 1)

2. The number of persons granted British citizenship in the United Kingdom in 2001 rose to just over 90,000 – only a 10 per cent increase on the previous year, compared with a 50 per cent increase the year before. The number of grants in 2001 was the highest number in 12 years, when 120,000 grants of British Citizenship were made in 1989<sup>1</sup>.

3. Some 9,500 applications were refused in 2001, 2,700 more than in 2000. In 2001, about 9 per cent of all decisions made were refusals, compared to 8 per cent in 2000 and 7 per cent in 1999. Procedural and organisational changes introduced during 1998, and increases in staff resources since 1999, have had an effect on the number of decisions taken and the current backlog of applications awaiting a decision.

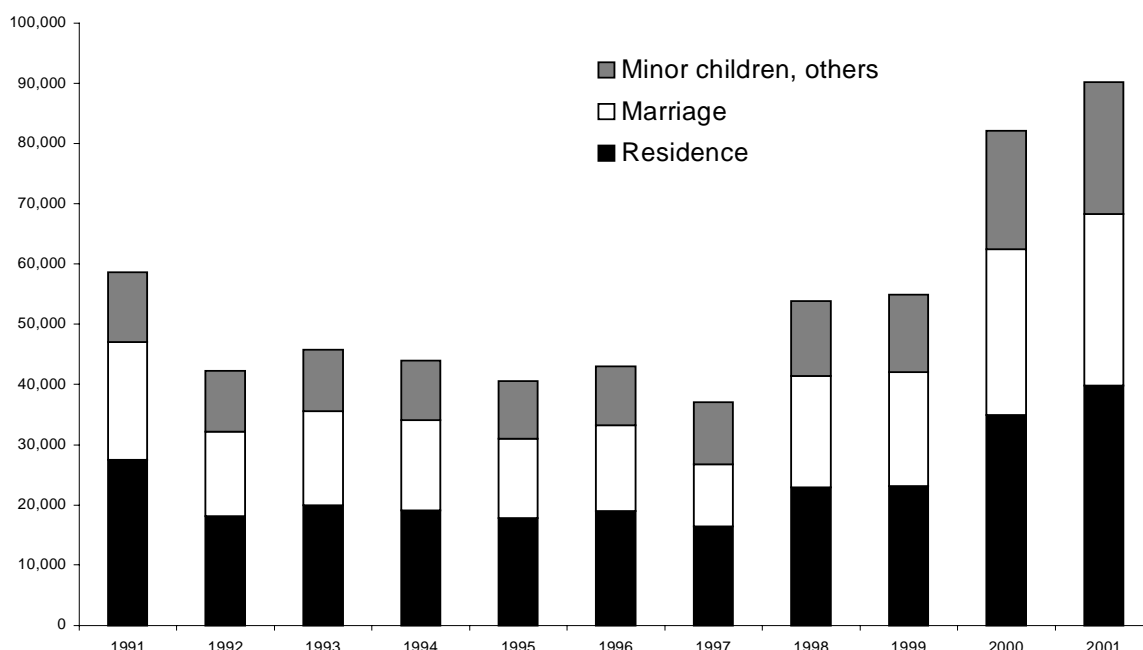
<sup>1</sup> This was due to the processing of a record number of applications received in 1987 before the transitional entitlements in the British Nationality Act 1981 to register as a British Citizen expired at the end of the year.

### BASIS OF GRANT (Figure 3 and Table 2)

4. Residence in the United Kingdom continued to be the most frequent basis on which persons were granted British citizenship in 2001. The number of such grants was almost 40,000, nearly 45 per cent of the total. The number of grants to persons married to a British citizen was around 29,000, more than 30 per cent of the total. These proportions have remained largely unchanged for several years. Most (more than 21,000) of the remaining grants in 2001 were to minor children who accounted for nearly 25 per cent of the total.

Figure 3

GRANTS OF BRITISH CITIZENSHIP IN THE UNITED KINGDOM, BY BASIS OF GRANT, 1991 TO 2001

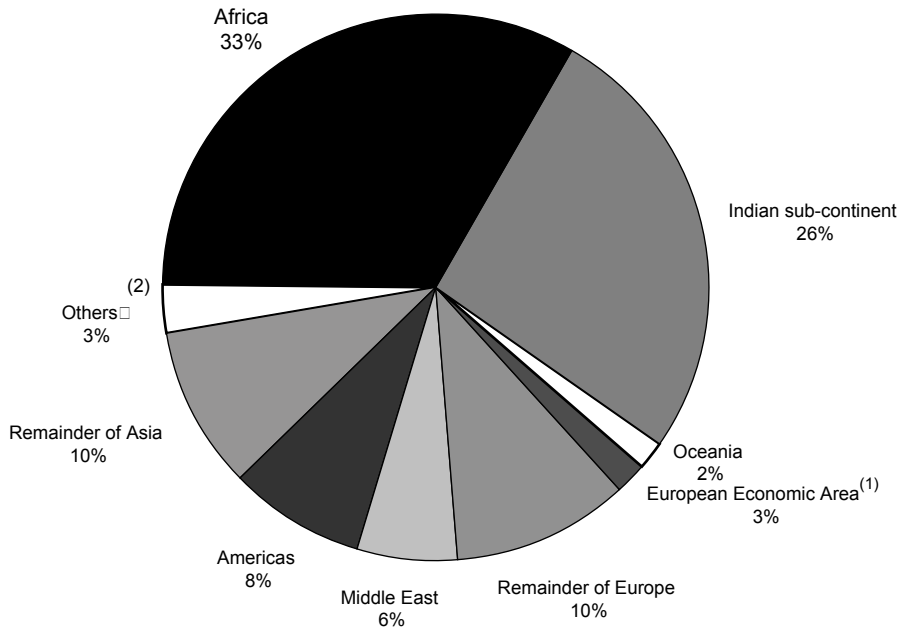


### PREVIOUS NATIONALITY (Figure 4 and Tables 3, 4)

5. Persons whose previous nationality was from countries in the African continent constituted almost 35 per cent of all grants in 2001, with the Indian sub-continent accounting for more than 25 per cent, the rest of Asia for around 15 per cent and Europe for more than 10 per cent. The proportion from Africa has increased, from around 20 per cent in 1997, with a decrease in Others (as defined in footnote (3) of Table 3). Countries with the largest numbers of grants in 2001 were Pakistan with 10,200 (10 per cent) and India with 8,200 (9 per cent), Nigeria with 6,300 (7 per cent) and Somalia with 5,500 (6 per cent), and Bangladesh with 5,400 (6 per cent).

Figure 4

**GRANTS OF BRITISH CITIZENSHIP IN THE UNITED KINGDOM IN 2001, BY PREVIOUS NATIONALITY**  
(Total number of persons 90,295)



(1) Includes British Dependent Territories citizens from Gibraltar

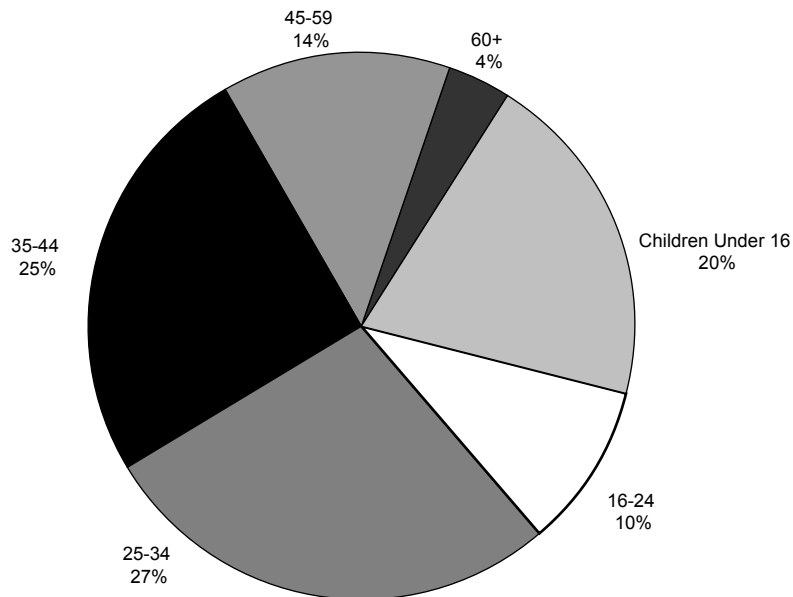
(2) Includes British Dependent Territories citizens (except from Gibraltar) and British Overseas citizens

**GRANTS BY AGE (Figure 5 and Table 5)**

6. Excluding grants to minor children over a third of those persons granted citizenship in 2001 were in the age range 25 to 34, and a quarter were aged between 35 and 44.

Figure 5

**GRANTS OF BRITISH CITIZENSHIP IN THE UNITED KINGDOM IN 2001, BY AGE**  
(Total number of grants 89,870<sup>(1)</sup>)



(1) Excludes 425 cases for which information on age is not available; data is based on the cases for which information is provided.

## **OTHER GRANTS OF CITIZENSHIP (Table 6)**

7. Some 400 persons of non-Chinese ethnic origin were granted British citizenship in 2001 under the British Nationality (Hong Kong) Act 1997. This brought the total number of grants since 1997 under this Act to 4,200. This was in addition to 136,500 grants in 1991-7 under the earlier 1990 Act and its associated Selection Scheme, under which key workers and their spouses and dependants were granted British citizenship.

## **TABLES : CONTENTS**

### **Grants of British citizenship in the United Kingdom**

Table 1	Applications, grants and refusals, 1991-2001
Table 2	Grants by basis (residence, marriage, etc), 1991-2001
Table 3	Grants by broad groupings of previous nationality, 1997-2001
Table 4	Grants by previous nationality, type and category (relevant section of British Nationality Act 1981), 2001
Table 5	Grants by age, 2001

### **Other grants of citizenship**

Table 6	Grants by type of citizenship, 1997-2001
---------	--

**Table 1 Applications for British citizenship received and decided in the United Kingdom, 1991-2001**

Year	Applications received	Decisions taken	
		Grants <sup>(1)</sup>	Refusals <sup>(2)</sup>
1991	35,280	58,640	8,985
1992	38,070	42,245	9,255
1993	42,680	45,795	8,040
1994	48,275	44,035	5,855
1995	53,390	40,515	5,030
1996	61,800	43,070	4,770
1997	66,000	37,010	4,745
1998	68,030	53,935	3,750
1999	67,400	54,900	3,995
2000	62,475 <sup>(R)</sup>	82,210	6,785 <sup>(R)</sup>
2001	109,005 <sup>(P)</sup>	90,295 <sup>(P)</sup>	9,530

(1) Data from November 2001 include grants in the Channel Islands and Isle of Man.

(2) Includes small numbers of applications withdrawn.

(P) Provisional.

(R) Revised.

**Table 2 Grants of British citizenship in the United Kingdom by basis of grant<sup>(1)</sup>, 1991-2001<sup>(P)</sup>**

Year of grant	Number of persons				
	All grants	Residence	Marriage	Minor children	Other <sup>(2)</sup>
1991	58,640	27,535	19,515	10,645	950
1992	42,245	18,205	13,915	9,345	780
1993	45,795	19,865	15,690	9,375	865
1994	44,035	19,095	14,975	9,220	745
1995	40,515	17,805	13,130	8,990	585
1996	43,070	18,970	14,285	9,270	540
1997	37,010	16,465	10,355	9,545	645
1998	53,935	22,935	18,495	11,975	530
1999	54,900	23,170	18,920	12,270	540
2000	82,210	34,980	27,425	19,160	645
2001 <sup>(P)</sup>	90,295	39,775	28,625	21,270	625

(1) Data from November 2001 include grants of British Citizenship in the Channel Islands and Isle of Man.

(2) Includes British Dependent Territories citizens from Gibraltar registered as British citizens under s.5 of the British Nationality Act 1981.

(P) Provisional.



**Table 3 Grants of British citizenship in the United Kingdom by previous nationality<sup>(1)</sup>, 1997-2001<sup>(P)</sup>**

Previous nationality	1997	1998	1999	2000	2001
European Economic Area <sup>(2)</sup>	1,545	1,700	1,710	2,075	1,680
Remainder of Europe	2,785	4,645	5,575	9,370	9,405
Americas	3,545	5,225	5,415	6,965	7,245
Africa	8,020	12,940	12,865	21,925	29,790
Indian sub-continent	8,465	14,620	14,785	22,145	23,745
Middle East	2,835	4,290	4,715	6,620	5,330
Remainder of Asia	4,100	6,395	6,155	9,150	8,630
Oceania	1,445	1,645	1,525	1,670	1,515
Other <sup>(3)</sup>	4,275	2,475	2,160	2,290	2,565
All grants	37,010	53,935	54,900	82,210	90,295

Number of  
persons

(1) Data from November 2001 include grants of British Citizenship in the Channel Islands and Isle of Man.

(2) As constituted now; includes British Dependent Territories citizens from Gibraltar.

(3) British Dependent Territories citizens (except from Gibraltar), British Overseas citizens, British subjects, British Protected Persons, stateless and nationality uncertain.

(P) Provisional.

**Table 4 Grants of British citizenship in the United Kingdom in 2001 by previous nationality, type and category of grant <sup>(1)</sup>**

Previous nationality	Total	Number of persons						
		Naturalisation		Registration				
		Residence s.6(1) Sch.8	Marriage s.6(2)	Residence or relevant employment ss.4(2),(5),7 Sch.8	Marriage ss.8(1), (2),(3) Sch.8	Minor children ss.1(3),1(4), 3(1),(2),(5),9 Sch.8	Resumption ss.10,13	
<b>European Economic Area</b>								
Austria	25	5	15	—	—	5	—	
Belgium	30	10	10	—	—	10	—	
Denmark	20	5	†	—	—	15	—	
Finland	10	†	†	—	—	†	—	
France	295	75	80	—	—	140	—	
Germany	205	70	65	—	—	70	†	
Greece	260	170	55	—	—	35	—	
Iceland	10	†	†	—	—	†	—	
Irish Republic	105	45	35	10	—	20	—	
Italy	235	95	85	—	—	55	—	
Luxembourg	†	†	—	—	—	—	—	
Netherlands	55	20	15	—	—	25	†	
Norway	15	†	†	—	—	10	†	
Portugal	285	170	70	—	—	40	—	
Spain	90	25	30	—	—	35	—	
Sweden	30	5	10	—	—	10	†	
<b>Total</b>	<b>1,680</b>	<b>[2]</b>	<b>715</b>	<b>475</b>	<b>10</b>	<b>—</b>	<b>475</b>	<b>10</b>
<b>Remainder of Europe</b>								
Albania	75	15	20	—	—	40	—	
Andorra	†	—	—	—	—	—	†	
Armenia	25	15	†	—	†	10	—	
Azerbaijan	15	10	†	—	—	†	—	
Belarus	20	†	10	—	—	5	—	
Bosnia-Herzegovina	615	415	40	—	—	165	—	
Bulgaria	200	75	85	—	—	40	—	
Croatia	270	145	85	—	—	35	—	
Cyprus	395	165	185	—	—	45	—	
Czechoslovakia	10	†	5	—	—	—	—	

**Table 4 Grants of British citizenship in the United Kingdom in 2001 by previous nationality, type and category of grant <sup>(1)</sup>**

Number of persons

Previous nationality	Total	Naturalisation		Registration			Resumption
		Residence	Marriage	Residence or relevant employment	Marriage	Minor children	
		s.6(1) Sch.8	s.6(2)	ss.4(2),(5),7 Sch.8	ss.8(1), (2),(3) Sch.8	ss.1(3),1(4), 3(1),(2),(5),9 Sch.8	
Czech Republic	90	30	55	—	—	5	—
Estonia	10	5	†	—	—	†	—
Georgia	20	10	†	—	—	†	—
Hungary	185	80	80	—	—	25	—
Kazakhstan	15	†	10	—	—	†	—
Kosovo	5	†	—	—	—	5	—
Kyrgyzstan	†	†	—	—	—	†	—
Latvia	10	†	5	—	—	†	—
Lithuania	40	†	25	—	—	10	—
Macedonia	40	20	10	—	—	10	—
Malta	265	70	65	—	—	20	110
Moldova	5	†	†	—	—	†	—
Montenegro	†	†	—	—	—	—	—
Poland	685	275	340	—	—	75	—
Romania	290	100	155	—	—	30	—
Russia	790	330	275	—	—	190	—
Serbia	15	10	†	—	—	—	—
Slovakia	70	5	55	—	—	10	—
Slovenia	10	†	5	—	—	†	—
Switzerland	140	30	60	—	—	45	†
Tajikistan	†	—	†	—	—	—	—
Turkey	4,050	2,275	620	—	—	1,155	—
Turkmenistan	†	—	†	—	—	—	—
Ukraine	155	50	75	—	—	35	—
Union of Soviet Socialist Republics	†	—	—	—	—	†	—
Uzbekistan	5	†	†	—	—	†	—
Yugoslavia	880	450	160	—	—	265	—
Remainder of Europe	9,405	4,605	2,450	—	†	2,230	115

**Table 4 Grants of British citizenship in the United Kingdom in 2001 by previous nationality, type and category of grant <sup>(1)</sup>**

Number of persons

Previous nationality	Total	Naturalisation		Registration			
		Residence	Marriage	Residence or relevant employment	Marriage	Minor children	Resumption
		s.6(1) Sch.8	s.6(2)	ss.4(2),(5),7 Sch.8	ss.8(1), (2),(3) Sch.8	ss.1(3),1(4), 3(1),(2),(5),9 Sch.8	ss.10,13
<b>Americas</b>							
Anguilla	†	†	—	—	—	†	—
Antigua and Barbuda	25	10	5	—	—	10	—
Argentina	45	15	20	—	—	10	—
Bahamas	25	5	*	—	—	†	10
Barbados	155	80	70	—	—	10	—
Belize	25	10	10	—	—	10	—
Bolivia	30	10	15	—	—	†	—
Brazil	340	130	175	—	—	35	—
Canada	645	250	230	—	—	165	—
Chile	125	75	40	—	—	10	—
Colombia	375	190	100	—	—	85	—
Costa Rica	10	†	10	—	—	†	—
Cuba	30	†	15	—	—	15	—
Dominica	55	30	10	—	—	10	—
Dominican Republic	30	15	15	—	—	†	†
Ecuador	55	15	25	—	—	10	—
El Salvador	25	5	10	—	—	10	—
Grenada	110	60	40	—	—	5	—
Guatemala	10	†	†	—	—	5	—
Guyana	265	135	100	—	—	30	—
Haiti	5	—	†	—	—	†	—
Honduras	15	5	5	—	—	†	—
Jamaica	2,070	1,025	710	†	—	330	—
Mexico	100	20	70	—	—	10	—
Nicaragua	†	—	†	—	—	—	—
Panama	10	5	*	—	—	†	—
Peru	105	35	50	—	—	20	—
St. Kitts and Nevis	10	5	5	—	—	†	—
St. Lucia	110	55	35	—	—	15	—
St. Vincent and Grenadines	70	40	20	—	—	10	—

**Table 4 Grants of British citizenship in the United Kingdom in 2001 by previous nationality, type and category of grant <sup>(1)</sup>**

Number of persons

Previous nationality	Total	Naturalisation		Registration			
		Residence	Marriage	Residence or relevant employment	Marriage	Minor children	Resumption
		s.6(1) Sch.8	s.6(2)	ss.4(2),(5),7 Sch.8	ss.8(1), (2),(3) Sch.8	ss.1(3),1(4), 3(1),(2),(5),9 Sch.8	ss.10,13
Surinam	10	†	5	–	–	†	–
Trinidad and Tobago	520	265	180	–	–	80	†
United States of America	1,760	650	585	–	–	525	–
Uruguay	10	†	10	–	–	–	–
Venezuela	60	20	35	–	–	5	–
<b>Americas</b>	<b>7,245</b>	<b>3,175</b>	<b>2,615</b>	<b>†</b>	<b>–</b>	<b>1,445</b>	<b>15</b>
<b>Africa</b>							
Algeria	705	335	195	–	–	170	–
Angola	190	70	10	–	–	105	–
Benin	†	†	†	–	–	–	–
Botswana	15	5	†	–	–	5	†
Burkina Faso	†	–	†	–	–	–	–
Burundi	20	15	–	–	–	5	–
Cameroon	120	60	20	–	–	40	–
Cape Verde	†	†	†	–	–	–	–
Congo	650	265	25	–	–	355	–
Congo (Dem Rep)	235	95	10	–	–	135	–
Djibouti	5	†	†	–	–	–	–
Egypt	425	200	125	–	–	105	–
Equatorial Guinea	†	–	†	–	–	–	–
Eritrea	1,255	850	35	–	–	370	–
Ethiopia	685	490	50	–	–	145	–
Gabon	†	†	–	–	–	–	–
Gambia	160	60	55	–	–	40	–
Ghana	3,195	1,490	565	†	–	1,140	–
Guinea	†	†	†	–	–	–	–
Guinea Bissau	†	†	–	–	–	†	–

**Table 4 Grants of British citizenship in the United Kingdom in 2001 by previous nationality, type and category of grant <sup>(1)</sup>**

Number of persons

Previous nationality	Total	Naturalisation		Registration			
		Residence	Marriage	Residence or relevant employment	Marriage	Minor children	Resumption
		s.6(1) Sch.8	s.6(2)	ss.4(2),(5),7 Sch.8	ss.8(1), (2),(3) Sch.8	ss.1(3),1(4), 3(1),(2),(5),9 Sch.8	ss.10,13
Ivory Coast	155	75	25	–	–	60	–
Kenya	1,040	390	385	15	–	185	60
Lesotho	†	†	–	–	–	–	–
Liberia	110	55	20	–	–	35	–
Libya	210	80	40	–	–	90	–
Madagascar	10	†	†	–	–	†	–
Malawi	60	20	20	†	–	10	–
Mali	†	–	†	–	–	–	–
Mauritania	15	10	†	–	–	†	–
Mauritius	775	405	280	–	–	85	–
Morocco	710	355	315	–	–	40	–
Mozambique	15	5	10	–	–	–	–
Namibia	10	†	†	–	–	–	5
Niger	†	–	†	–	–	†	–
Nigeria	6,290	2,330	1,425	–	–	2,535	†
Rwanda	30	15	†	–	–	10	–
Senegal	25	5	15	–	–	†	–
Seychelles	140	55	20	–	–	5	–
Sierra Leone	845	425	170	–	–	250	–
Somalia	5,500	2,730	115	†	–	2,650	–
South Africa	2,330	850	920	–	–	550	†
Sudan	1,270	685	95	–	–	495	–
Swaziland	5	†	†	–	–	†	0
Tanzania	370	170	150	–	–	50	†
Togo	50	25	10	–	–	15	–
Tunisia	100	40	50	–	–	10	–
Uganda	1,235	635	85	5	–	510	†
Zambia	325	155	80	–	–	85	–
Zimbabwe	545	235	170	†	–	130	10
<b>Africa</b>	<b>29,790</b>	<b>13,710</b>	<b>5,530</b>	<b>25</b>	<b>–</b>	<b>10,430</b>	<b>90</b>

**Table 4 Grants of British citizenship in the United Kingdom in 2001 by previous nationality, type and category of grant <sup>(1)</sup>**

Number of persons

Previous nationality	Total	Naturalisation		Registration			
		Residence	Marriage	Residence or relevant employment	Marriage	Minor children	Resumption
		s.6(1) Sch.8	s.6(2)	ss.4(2),(5),7 Sch.8	ss.8(1), (2),(3) Sch.8	ss.1(3),1(4), 3(1),(2),(5),9 Sch.8	ss.10,13
<b>Indian sub-continent</b>							
Bangladesh	5,395	1,965	2,755	†	–	680	–
India	8,190	3,045	4,260	15	–	865	†
Pakistan	10,160	2,400	6,670	†	–	1,085	†
Indian sub-continent	23,745	7,410	13,680	20	–	2,630	†
<b>Middle East</b>							
Bahrain	35	15	†	–	–	15	–
Iran	1,450	895	295	–	–	260	–
Iraq	1,835	1,090	160	–	–	585	–
Israel	325	115	115	–	–	95	†
Jordan	220	105	50	–	–	60	–
Kuwait	125	70	10	–	–	45	–
Lebanon	775	490	85	†	–	200	–
Oman	†	–	†	–	–	†	–
Palestine	45	25	10	–	–	10	–
Qatar	†	–	†	–	–	†	–
Saudi Arabia	55	20	10	–	–	25	–
Syria	140	60	60	–	–	20	–
United Arab Emirates	15	5	0	–	–	10	–
Yemen	305	135	85	†	–	80	–
Middle East	5,330	3,025	890	†	–	1,415	†
<b>Remainder of Asia</b>							
Afghanistan	375	220	15	–	–	140	–
Bhutan	†	†	†	–	–	–	–
Brunei	10	†	†	–	–	†	–
Burma	110	75	20	–	–	15	–
Cambodia	25	10	10	–	–	5	–

**Table 4 Grants of British citizenship in the United Kingdom in 2001 by previous nationality, type and category of grant <sup>(1)</sup>**

Number of persons

Previous nationality	Total	Naturalisation		Registration			
		Residence	Marriage	Residence or relevant employment	Marriage	Minor children	Resumption
		s.6(1) Sch.8	s.6(2)	ss.4(2),(5),7 Sch.8	ss.8(1), (2),(3) Sch.8	ss.1(3),1(4), 3(1),(2),(5),9 Sch.8	ss.10,13
China	1,590	780	365	5	—	440	*
Indonesia	90	20	50	—	—	15	—
Japan	115	45	45	—	—	25	—
Laos	5	†	†	—	—	—	—
Malaysia	345	150	155	†	—	40	—
Maldives	†	†	†	—	—	—	—
Mongolia	†	—	—	—	—	†	—
Nepal	100	50	30	—	—	20	—
North Korea	†	†	—	—	—	—	—
Philippines	1,385	485	730	—	—	165	—
Singapore	85	35	25	—	—	20	*
South Korea	140	75	30	—	—	35	—
Sri Lanka	2,770	1,725	215	—	—	835	—
Taiwan	80	30	30	—	—	15	—
Thailand	815	245	450	—	—	115	—
Vietnam	590	360	120	—	—	110	—
<b>Remainder of Asia</b>	<b>8,630</b>	<b>4,320</b>	<b>2,305</b>	<b>5</b>	<b>—</b>	<b>1,995</b>	<b>5</b>
<b>Oceania</b>							
Australia	615	205	170	†	—	240	†
Fiji	55	20	35	—	—	†	†
New Zealand	825	475	260	—	—	90	—
Papua New Guinea	15	—	†	—	—	10	—
Solomon Islands	†	—	—	—	—	—	†
Tonga	†	—	†	—	—	—	—
Western Samoa	†	†	†	—	—	—	—
<b>Oceania</b>	<b>1,515</b>	<b>700</b>	<b>470</b>	<b>†</b>	<b>—</b>	<b>340</b>	<b>†</b>



**Table 4 Grants of British citizenship in the United Kingdom in 2001 by previous nationality, type and category of grant <sup>(1)</sup>**

Previous nationality	Total	Naturalisation		Registration			Number of persons
		Residence	Marriage	Residence or relevant employment	Marriage	Minor children	Resumption
		s.6(1) Sch.8	s.6(2)	ss.4(2),(5),7 Sch.8	ss.8(1), (2),(3) Sch.8	ss.1(3),1(4), 3(1),(2),(5),9 Sch.8	ss.10,13
<b>Other</b>							
British Dependent Territories citizens [2]	965	85	145	640	–	95	†
British Overseas citizens	1,055	80	25	945	–	5	–
British subjects	130	5	†	120	–	†	†
British Protected Persons	125	15	5	105	–	–	–
Nationality uncertain	295	55	25	†	–	210	†
<b>Total</b>	<b>2,565</b>	<b>235</b>	<b>200</b>	<b>1,815</b>	<b>–</b>	<b>315</b>	<b>5</b>
All nationalities	89,910 <sup>[3]</sup>	37,890	28,625	1,880	†	21,270	245

[1] Data from November 2001 include grants of British Citizenship in the Channel Islands and Isle of Man.

[2] In addition, 385 Gibraltar BDTCs were registered under section 5 of the British Nationality Act 1981.

[3] Including British Nationals (Overseas), but excluding Gibraltar BDTCs.

**Table 5 Grants of citizenship in the United Kingdom in 2001, by age <sup>(1)</sup>**

Number of Persons	
Age	Total Grants
Children Under 16	17,945
16-24	8,755
25-34	24,860
35-44	2,275
45-59	12,180
60+	3,365
<b>Total</b>	<b>89,870</b>

(1) Excludes 425 cases for which information on age is not available; data is based on the cases for which information is provided.

**Table 6 Other grants of citizenship by type of citizenship, 1997-2001**

Type of citizenship	Number of persons				
	1997	1998	1999	2000	2001
British citizenship granted in Hong Kong <sup>(1)</sup>	3,285	2,780	725	*	*
British citizenship granted in the UK to residents of Hong Kong	*	*	*	350	365
British Dependent Territories citizenship granted in:					
Hong Kong	715	..	..	..	..
Other Dependent Territories	640	615	680	560 <sup>(R)</sup>	630
British Overseas citizenship <sup>(2)</sup>	15	5	-	†	-

(1) From 2000 there were no grants of British Citizenship in Hong Kong because the responsibility for 1997 Act grants were transferred to the Home Office in the UK.

(2) Granted in the United Kingdom.

(R) Revised

## EXPLANATORY NOTES

1. The British Nationality Act 1981, which came into force on 1 January 1983, reduced greatly the number of persons eligible to claim British citizenship by reason of entitlement. Certain entitlements to British citizenship were extended for a transitional period, which ended on 31 December 1987, after which time applications had to be made on discretionary grounds.

2. The nationality shown in the first column of Tables 3 and 4 is the one, or in cases of dual nationality the main one, which the person possessed immediately before acquiring British citizenship.

3. The categories shown in Tables 2 and 4 relate to the section of the British Nationality Act 1981 under which citizenship was acquired. The following is a brief summary of the provisions of the relevant sections of the Act:

s.1(3) - entitlement to registration of a minor born in the United Kingdom when one of his parents becomes a British citizen or becomes settled in the United Kingdom.

s.1(4) - entitlement to registration of a minor born in the United Kingdom who spent the first ten years of his/her life in the United Kingdom.

s.3(1) - discretionary registration of a minor.

s.3(2) - entitlement to registration of a minor less than one year old who was born outside the United Kingdom to parents one of whom was a British citizen by descent.

s.3(5) - entitlement to registration of an overseas-born minor resident in the United Kingdom, one of whose parents was a British citizen by descent.

s.4(2) - entitlement to registration of a British Dependent Territories citizen, a British Overseas citizen, a British subject or a British protected person resident in the United Kingdom.

s.4(5) - discretionary registration on the grounds of Crown Service of a British Dependent Territories citizen, a British Overseas citizen, a British subject or a British protected person.

s.5 - entitlement to registration of a British Dependent Territories citizen from Gibraltar.

.6(1) - naturalisation of an adult by virtue of residence in the United Kingdom.

s.6(2) - naturalisation of an adult, resident in the United Kingdom, by virtue of marriage to a British citizen.

s.7 - transitional entitlement to registration (which, with minor exceptions, ended on 31 December 1987) of a Commonwealth citizen who is resident in the United Kingdom.

s.8(1) - transitional entitlement to registration (which ended on 31 December 1987) of a woman still married since before 1983 to a man who became a British citizen on commencement of the 1981 Act.

s.8(2) and 8(3) - transitional discretionary registration (which ended on 31 December 1987) of a woman married before 1983 to a man who would have become a British citizen but for his death or renunciation of citizenship.

s.9 - transitional entitlement to registration (which ended on 31 December 1988) of a minor born abroad between 1 January 1983 and 31 December 1987 who, if they had been born before 1 January 1983 and had been consularly registered, would have become a British citizen on 1 January 1983.

s.10(1) - entitlement to acquire British citizenship by a person who had renounced citizenship of the United Kingdom and Colonies before 1983.

s.10(2) - discretionary registration of a person connected with the United Kingdom who renounced citizenship of the United Kingdom and Colonies before 1983.

s.13(1) - entitlement to resume British citizenship by a person who renounced it to acquire some other citizenship.

s.13(3) - discretionary registration of a person who has previously renounced British citizenship.

s.36 - entitlement to registration of a stateless person.

Schedule 8 - any applications made before the commencement of the 1981 Act continue to be decided in accordance with the provisions of the previous nationality Acts.

4. The following symbols are used in the tables:

\* not applicable

- nil

† 2 or less

5. Statistics for the years 1962 - 1983 were published annually in "Statistics of persons acquiring Citizenship of the United Kingdom and Colonies" (for 1962-77), "Tables of persons acquiring Citizenship of the United Kingdom and Colonies" (for 1978-82) and "Tables of persons acquiring British Citizenship" (for 1983), all of which are available from The Stationery Office. Statistics for 1984 and subsequent years were published in the relevant annual Statistical Bulletin. Copies of previous bulletins, and further copies of this bulletin, are available from:

Home Office  
Research Development and Statistics Directorate  
Room 275  
50 Queen Anne's Gate  
London  
SW1H 9AT

Telephone 020-7273 2084

Enquiries about the figures should be made to:

Home Office  
Research Development and Statistics Directorate  
Immigration Research and Statistics Service  
Room 1303  
Apollo House  
36 Wellesley Road  
Croydon  
Surrey CR9 3RR

Telephone 020-8760 8280

Press enquiries should be made to:

Home Office  
Press Office  
50 Queen Anne's Gate  
London SW1H 9AT

Telephone 020-7273 4620

## **RESEARCH, DEVELOPMENT AND STATISTICS DIRECTORATE MISSION STATEMENT**

RDS is part of the Home Office. The Home Office's purpose is to build a safe, just and tolerant society in which the rights and responsibilities of individuals, families and communities are properly balanced and the protection and security of the public are maintained.

RDS is also part of National Statistics (NS). One of the aims of NS is to inform Parliament and the citizen about the state of the nation and provide a window on the work and performance of government, allowing the impact of government policies and actions to be assessed.

Therefore -

**Research, Development and Statistics Directorate exists to improve policy making, decision taking and practice in support of the Home Office purpose and aims, to provide the public and Parliament with information necessary for informed debate and to publish information for future use.**