

PERSONS GRANTED BRITISH CITIZENSHIP UNITED KINGDOM, 1998

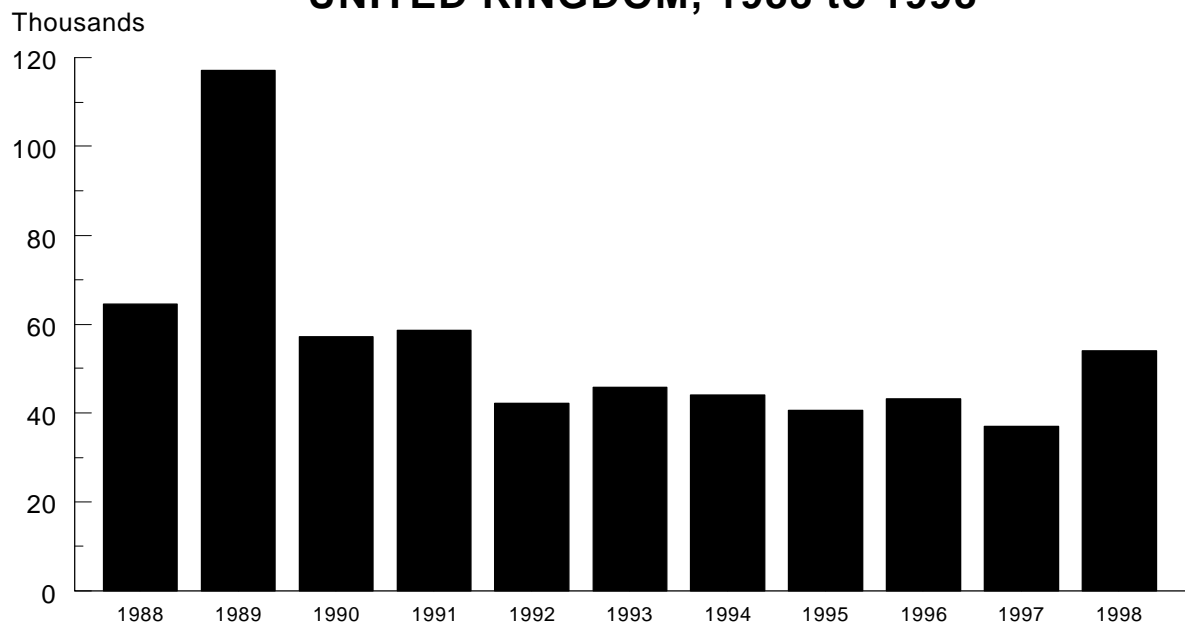
By Tony Chilton and Peter Kilsby

MAIN POINTS:

- 54,000 persons were granted British citizenship in the United Kingdom in 1998 (paragraph 2).
- Citizens of countries in Asia and Africa accounted for 45 and 25 per cent respectively of the total (paragraph 5).
- 45 per cent were granted on the basis of residence, 35 per cent because of marriage, and 20 per cent were minor children (paragraph 4).
- The largest nationalities continued to be India and Pakistan (10 per cent each), Nigeria (7 per cent) and Bangladesh (6 per cent) (paragraph 5).

Figure 1

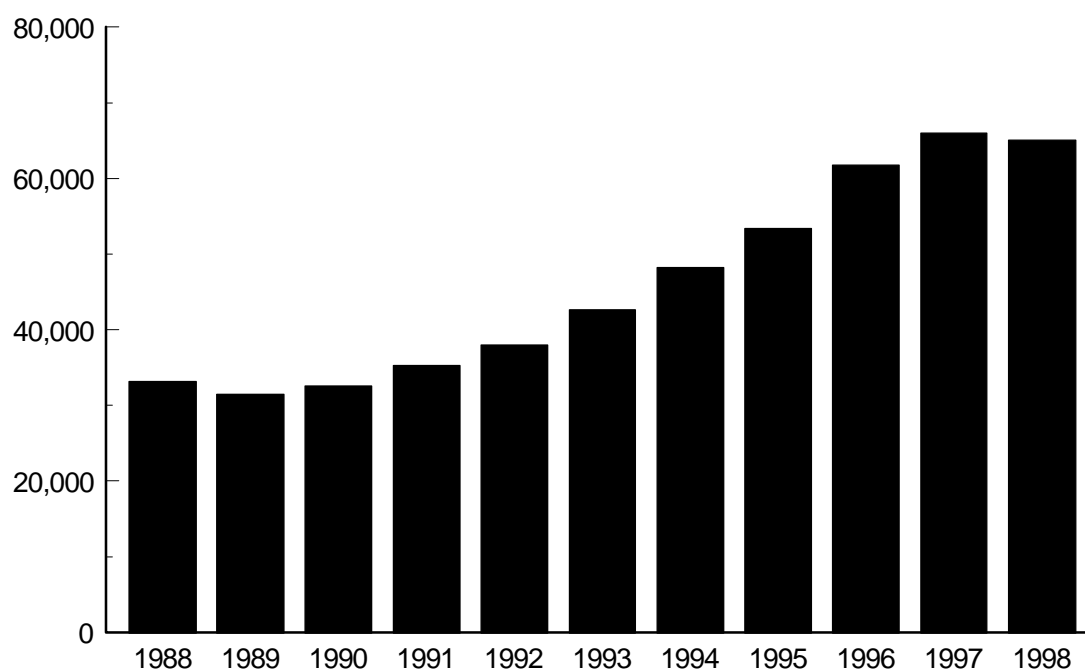
GRANTS OF BRITISH CITIZENSHIP IN UNITED KINGDOM, 1988 to 1998



APPLICATIONS RECEIVED (Figure 2)

1. The number of applications received for British citizenship for decision in the United Kingdom was about 65,000 (provisional figure) in 1998, compared with 66,000 in 1997 and 62,000 in 1996.

Figure 2 APPLICATIONS RECEIVED IN THE UNITED KINGDOM FOR BRITISH CITIZENSHIP 1988 TO 1998



GRANTS AND REFUSALS (Figure 1 and Table 1)

2. Some 54,000 persons were granted British citizenship in the United Kingdom in 1998, compared with 37,000 in 1997 and 43,000 in 1996. Nearly 3,800 applications were refused in 1998, around 1,000 fewer than in 1997. The increase in applications decided in 1998 reflected the procedural and organisational changes that were introduced in order to increase the number of decisions taken.

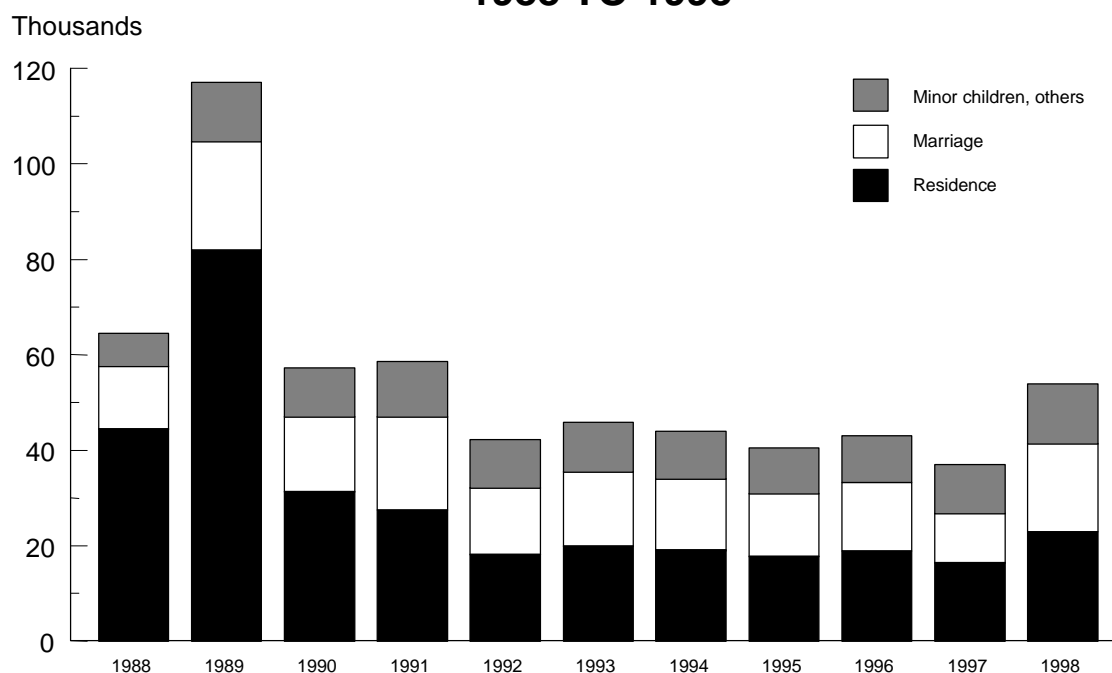
3. These data, and those in the rest of the bulletin apart from Table 5, exclude 2,700 persons of non-Chinese ethnic origin granted British citizenship in Hong Kong in 1998 under the British Nationality (Hong Kong) Act 1997. This compares with a total of 3,300 grants in 1997 of which 2,400 were under the British Nationality (Hong Kong) Act 1990 and 920 were under the British Nationality (Hong Kong) Act 1997. The end of the British

Nationality (Hong Kong) Selection Scheme under which 50,000 key workers, and their spouses and dependants, were granted British citizenship is reflected in the fact that there were no grants of British citizenship in 1998 under the 1990 Act.

BASIS OF GRANT (Figure 3 and Table 2)

4. Residence in the United Kingdom continued to be the most frequent basis on which persons were granted British citizenship in 1998. The number of such grants was 23,000 or nearly 45 per cent of the total. The number of grants because of marriage to a British citizen was over 18,000, nearly 35 per cent of the total. These proportions have remained largely unchanged for several years, but in 1988-9 residence accounted for 70 per cent and marriage for 20 per cent of total grants. Most (nearly 12,000) of the remaining grants in 1998 were to minor children who accounted for more than 20 per cent of the total.

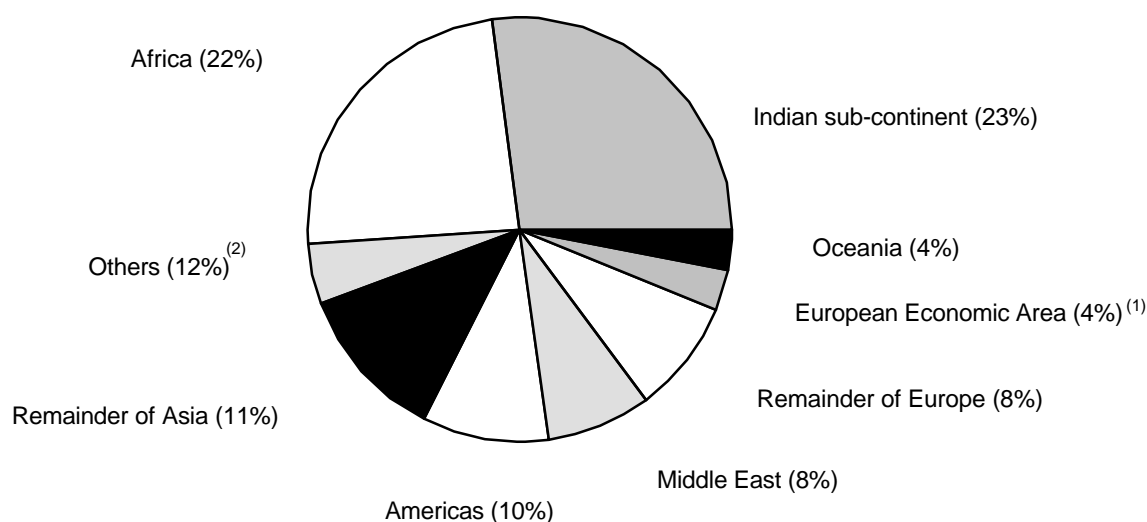
Figure 3 GRANTS OF BRITISH CITIZENSHIP IN THE UNITED KINGDOM, BY BASIS OF GRANT, 1988 TO 1998



PREVIOUS NATIONALITY (Figure 4 and Tables 3, 4)

5. Citizens of Indian sub-continent countries comprised over 25 per cent of all grants in 1998, with Africa accounting for nearly 25 per cent and the rest of Asia accounting for about 20 per cent. The remaining 30 per cent was split largely between Europe and the Americas. The proportion from Africa has increased, from nearly 20 per cent in 1994, with a slight decrease from EEA countries, and a larger decrease in 'others'. Countries with the largest numbers of grants in 1998 were India with 5,700 (around 10 per cent) and Pakistan with 5,600 (10 per cent), Nigeria with 3,600 (7 per cent) and Bangladesh with 3,300 (6 per cent), together with 2,400 (just over 4 per cent) in respect of British Dependent Territories citizens, including those from Gibraltar, and British Overseas citizens.

Figure 4
GRANTS OF BRITISH CITIZENSHIP IN THE UNITED KINGDOM IN 1998, BY PREVIOUS NATIONALITY
(Total number of persons 53,934)



(1) Includes British Dependent Territories citizens from Gibraltar

(2) Includes British Dependent Territories citizens (except from Gibraltar) and British Overseas citizens

TABLES : CONTENTS

Grants of British citizenship in the United Kingdom

Table 1	Applications, grants, refusals and renunciations, 1988-98
Table 2	Grants by basis (residence, marriage, etc), 1988-98
Table 3	Grants by broad groupings of previous nationality, 1994-98
Table 4	Grants by previous nationality, type and category (relevant section of British Nationality Act 1981), 1998

Other grants of citizenship

Table 5	Grants by type of citizenship, 1994-98
---------	--

Table 1 Applications for British citizenship received and decided in the United Kingdom, 1988-98

Year	Applications received	Number of persons	
		Grants	Refusals ⁽¹⁾
1988	33,147	64,584	5,272
1989	31,449	117,129	8,801
1990	32,569	57,271	9,149
1991	35,279	58,642	8,985
1992	38,068	42,243	9,253
1993	42,682	45,793	8,041
1994	48,277	44,033	5,855
1995	53,391	40,516	5,032
1996	61,800 ^(R)	43,069	4,770
1997	66,000 ^(R)	37,010	4,747
1998	65,100 ⁽²⁾	53,934	3,750

⁽¹⁾ Includes small numbers of applications withdrawn.

⁽²⁾ Provisional

^(R) Revised

Table 2 Grants of British citizenship in the United Kingdom by basis of grant, 1988-98

Year of grant	Number of persons				
	All grants	Residence	Marriage	Minor children	Other ⁽¹⁾
1988	64,584	44,505	13,120	6,423	536
1989	117,129	82,026	22,740	11,830	533
1990	57,271	31,328	15,734	9,534	675
1991	58,642	27,534	19,513	10,646	949
1992	42,243	18,203	13,915	9,346	779
1993	45,793	19,866	15,688	9,376	863
1994	44,033	19,097	14,974	9,219	743
1995	40,516	17,807	13,131	8,992	586
1996	43,069	18,970	14,285	9,272	542
1997	37,010	16,466	10,354	9,545	645
1998	53,934	22,935	18,493	11,977	529

(1) Includes British Dependent Territories citizens from Gibraltar registered as British citizens under s.5 of the British Nationality Act 1981.

Table 3 Grants of British citizenship in the United Kingdom by previous nationality, 1994-98

	Number of persons				
Previous nationality	1994	1995	1996	1997	1998
European Economic Area ⁽¹⁾	2,058	1,755	1,722	1,546	1,699
Remainder of Europe	3,107	2,860	2,928	2,784	4,647
Americas	4,531	4,096	4,266	3,544	5,224
Africa	7,877	7,940	9,162	8,018	12,941
Indian sub-continent	11,263	9,879	10,792	8,465	14,619
Middle East	4,322	3,543	3,535	2,833	4,288
Remainder of Asia	5,144	4,817	5,207	4,102	6,395
Oceania	1,539	1,666	1,542	1,443	1,645
Other ⁽²⁾	4,192	3,960	3,915	4,275	2,476
All grants	44,033	40,516	43,069	37,010	53,934

(1) As constituted now; includes British Dependent Territories citizens from Gibraltar.

(2) British Dependent Territories citizens (except from Gibraltar), British Overseas citizens, British subjects, British Protected Persons, stateless and nationality uncertain.

Table 4 Grants of British citizenship in the United Kingdom in 1998 by previous nationality, type and category of grant

Number of persons

Previous nationality	Total	Naturalisation		Registration			
		Residence	Marriage	Residence or relevant employment ss.4(2),(5),7 Sch.8	Marriage ss.8(1), (2),(3) Sch.8	Minor children ss.1(3),1(4), 3(1),(2),(5),9 Sch.8	Resumption ss.10,13
		s.6(1) Sch.8	s.6(2)				
European Economic Area							
Austria	17	3	6	–	–	6	2
Belguim	32	8	14	–	–	10	–
Denmark	13	2	5	–	–	6	–
Finland	10	2	4	–	–	4	–
France	235	52	52	–	–	131	–
Germany	170	43	59	–	–	60	8
Greece	182	108	47	–	–	27	–
Iceland	2	–	2	–	–	–	–
Irish Republic	102	40	37	1	–	24	–
Italy	262	93	111	–	–	58	–
Luxembourg	3	–	–	–	–	3	–
Netherlands	47	13	16	–	–	18	–
Norway	19	3	4	–	–	9	3
Portugal	118	62	46	–	–	10	–
Spain	63	11	19	–	–	33	–
Sweden	16	9	4	–	–	2	1
Total	1,291 [1]	449	426	1	–	401	14
Remainder of Europe							
Albania	9	3	6	–	–	–	–
Armenia	7	2	1	–	–	4	–
Azerbaijan	1	–	1	–	–	–	–
Belarus	8	1	7	–	–	–	–
Bosnia-Herzegovina	34	13	19	–	–	2	–
Bulgaria	138	60	44	–	–	34	–
Croatia	80	34	36	–	–	10	–
Cyprus	355	115	197	–	1	42	–
Czechoslovakia	3	–	2	–	–	1	–
Czech Republic	41	15	18	–	–	8	–
Estonia	12	3	8	–	–	1	–
Georgia	1	–	–	–	–	1	–
Hungary	98	44	40	–	–	14	–
Kazakhstan	6	–	6	–	–	–	–
Latvia	13	9	4	–	–	–	–
Lithuania	17	7	10	–	–	–	–

Table 4 Grants of British citizenship in the United Kingdom in 1998 by previous nationality, type and category of grant

Previous nationality	Total	Naturalisation		Registration				Number of persons
		Residence	Marriage	Residence or relevant employment ss.4(2),(5),7 Sch.8	Marriage ss.8(1), (2),(3) Sch.8	Minor children ss.1(3),1(4), 3(1),(2),(5),9 Sch.8	Resumption ss.10,13	
		s.6(1) Sch.8	s.6(2)					
Macedonia	13	5	8	—	—	—	—	—
Malta	103	41	36	—	—	3	—	23
Moldova	1	—	1	—	—	—	—	—
Poland	441	199	202	—	—	40	—	—
Romania	127	37	67	—	—	23	—	—
Russia	356	109	153	—	—	94	—	—
Serbia	9	8	1	—	—	—	—	—
Slovakia	23	6	11	—	—	6	—	—
Slovenia	16	8	7	—	—	1	—	—
Switzerland	150	29	53	—	—	66	—	2
Turkey	2,154	1,075	471	—	—	608	—	—
Ukraine	93	35	39	—	—	19	—	—
Union of Soviet Socialist Republics	2	1	—	—	—	1	—	—
Yugoslavia	336	174	128	—	—	34	—	—
Remainder of Europe	4,647	2,033	1,576	—	1	1,012	—	25
Americas								
Antigua and Barbuda	11	4	5	—	—	2	—	—
Argentina	38	15	15	—	—	8	—	—
Bahamas	22	5	2	—	—	1	—	14
Barbados	116	62	38	3	—	13	—	—
Belize	22	4	11	—	—	7	—	—
Bolivia	19	11	8	—	—	—	—	—
Brazil	196	47	116	—	—	33	—	—
Canada	684	149	154	—	—	380	—	1
Chile	61	37	19	—	—	5	—	—
Colombia	272	141	91	—	—	40	—	—
Costa Rica	4	2	2	—	—	—	—	—
Cuba	8	2	4	—	—	2	—	—
Dominica	46	25	16	—	—	5	—	—
Dominican Republic	13	2	9	—	—	2	—	—
Ecuador	33	13	11	—	—	9	—	—
El Salvador	9	2	3	—	—	4	—	—
Grenada	89	57	27	—	—	5	—	—
Guatemala	13	1	4	—	—	8	—	—
Guyana	211	107	78	1	—	25	—	—

Table 4 Grants of British citizenship in the United Kingdom in 1998 by previous nationality, type and category of grant

Number of persons

Previous nationality	Total	Naturalisation		Registration			
		Residence	Marriage	Residence or relevant employment ss.4(2),(5),7 Sch.8	Marriage ss.8(1), (2),(3) Sch.8	Minor children ss.1(3),1(4), 3(1),(2),(5),9 Sch.8	Resumption ss.10,13
		s.6(1) Sch.8	s.6(2)				
Honduras	2	1	1	—	—	—	—
Jamaica	1,370	571	564	14	—	221	—
Mexico	52	12	29	—	—	11	—
Nicaragua	9	2	3	—	—	4	—
Panama	8	3	3	—	—	2	—
Peru	78	25	45	—	—	8	—
St. Kitts and Nevis	6	3	3	—	—	—	—
St. Lucia	61	29	25	1	—	6	—
St. Vincent and Grenadines	58	37	19	1	—	1	—
Surinam	3	1	2	—	—	—	—
Trinidad and Tobago	406	185	152	—	—	67	2
United States of America	1,260	396	361	—	—	500	3
Uruguay	4	3	1	—	—	—	—
Venezuela	40	11	20	—	—	9	—
Americas	5,224	1,965	1,841	20	—	1,378	20
Africa							
Algeria	332	124	177	—	—	31	—
Angola	48	16	4	—	—	28	—
Benin	6	2	1	—	—	3	—
Botswana	7	—	3	—	—	1	3
Cameroon	50	27	14	—	—	9	—
Cape Verde	4	—	3	—	—	1	—
Congo	1	—	1	—	—	—	—
Djibouti	10	5	1	—	—	4	—
Egypt	364	147	157	—	—	60	—
Eritrea	181	123	16	—	—	42	—
Ethiopia	187	137	21	—	—	29	—
Gabon	1	1	—	—	—	—	—
Gambia	44	12	29	—	—	3	—
Ghana	1,909	933	449	1	—	526	—
Guinea	2	—	1	—	—	1	—
Ivory Coast	22	11	8	—	—	3	—
Kenya	566	205	216	1	—	107	37
Lesotho	3	1	1	—	—	—	1

Table 4 Grants of British citizenship in the United Kingdom in 1998 by previous nationality, type and category of grant

Number of persons

Previous nationality	Total	Naturalisation		Registration			
		Residence	Marriage	Residence or relevant employment ss.4(2),(5),7 Sch.8	Marriage ss.8(1), (2),(3) Sch.8	Minor children ss.1(3),1(4), 3(1),(2),(5),9 Sch.8	Resumption ss.10,13
		s.6(1) Sch.8	s.6(2)				
Liberia	24	8	8	–	–	8	–
Libya	107	44	36	–	–	27	–
Madagascar	1	–	–	–	–	1	–
Malawi	36	10	13	–	–	13	–
Mauritania	1	1	–	–	–	–	–
Mauritius	475	246	203	–	–	26	–
Morocco	595	298	264	–	–	33	–
Mozambique	12	3	9	–	–	–	–
Namibia	4	1	–	–	–	–	3
Niger	1	–	1	–	–	–	–
Nigeria	3,550	1,463	919	4	–	1,162	2
Rwanda	4	1	1	–	–	2	–
Senegal	6	1	5	–	–	–	–
Seychelles	80	40	24	–	–	15	1
Sierra Leone	345	163	83	1	–	98	–
Somalia	1,617	743	52	–	–	822	–
South Africa	960	262	306	–	–	391	1
Sudan	324	132	49	–	–	143	–
Swaziland	5	–	4	–	–	1	–
Tanzania	265	115	114	–	–	36	–
Togo	4	2	1	–	–	1	–
Tunisia	85	36	44	–	–	5	–
Uganda	236	135	22	–	–	79	–
Zaire	86	35	8	–	–	43	–
Zambia	124	40	55	–	–	29	–
Zimbabwe	257	86	88	1	1	76	5
Africa	12,941	5,609	3,411	8	1	3,859	53
Indian sub-continent							
Bangladesh	3,316	1,312	1,318	3	–	683	–
India	5,741	2,149	2,984	4	1	601	2
Pakistan	5,562	1,214	3,830	2	7	507	2
Indian sub-continent	14,619	4,675	8,132	9	8	1,791	4

Table 4 Grants of British citizenship in the United Kingdom in 1998 by previous nationality, type and category of grant

Number of persons

Previous nationality	Total	Naturalisation		Registration			
		Residence	Marriage	Residence or relevant employment ss.4(2),(5),7 Sch.8	Marriage ss.8(1), (2),(3) Sch.8	Minor children ss.1(3),1(4), 3(1),(2),(5),9 Sch.8	Resumption ss.10,13
		s.6(1) Sch.8	s.6(2)				
Middle East							
Bahrain	17	7	1	—	—	9	—
Iran	1,708	1,108	304	—	—	294	2
Iraq	1,180	624	160	—	—	396	—
Israel	220	70	88	—	—	62	—
Jordan	233	87	82	—	—	64	—
Kuwait	21	9	4	—	—	8	—
Lebanon	518	303	78	—	—	137	—
Oman	4	—	1	—	—	3	—
Palestine	1	—	1	—	—	—	—
Qatar	1	1	—	—	—	—	—
Saudi Arabia	12	6	1	—	—	5	—
Syria	121	51	50	—	—	20	—
United Arab Emirates	7	2	1	—	—	4	—
Yemen	245	83	84	—	—	78	—
Middle East	4,288	2,351	855	—	—	1,080	2
Remainder of Asia							
Afghanistan	139	86	6	—	—	47	—
Brunei	2	—	2	—	—	—	—
Burma	56	29	19	—	—	8	—
Cambodia	33	17	4	—	—	12	—
China	1,429	673	388	3	—	365	—
Indonesia	27	4	18	—	—	5	—
Japan	42	12	14	—	—	16	—
Laos	19	13	1	—	—	5	—
Malaysia	183	77	86	—	—	20	—
Maldives	4	1	3	—	—	—	—
Nepal	44	18	16	—	—	10	—
Philippines	1,113	445	562	—	—	106	—
Singapore	57	13	26	—	—	17	1
South Korea	72	25	23	—	—	24	—
Sri Lanka	1,922	1,254	177	—	—	491	—

Table 4 Grants of British citizenship in the United Kingdom in 1998 by previous nationality, type and category of grant

Number of persons

Previous nationality	Total	Naturalisation		Registration			
		Residence	Marriage	Residence or relevant employment ss.4(2),(5),7 Sch.8	Marriage ss.8(1), (2),(3) Sch.8	Minor children ss.1(3),1(4), 3(1),(2),(5),9 Sch.8	Resumption ss.10,13
		s.6(1) Sch.8	s.6(2)				
Taiwan	64	24	28	–	–	12	–
Thailand	433	102	278	–	–	53	–
Vietnam	756	519	87	–	–	150	–
Remainder of Asia	6,395	3,312	1,738	3	–	1,341	1
Oceania							
Australia	929	165	169	–	–	595	–
Fiji	32	9	16	–	–	6	1
Kiribati	2	–	2	–	–	–	–
New Zealand	671	289	167	–	–	215	–
Papua New Guinea	3	–	1	–	–	2	–
Tonga	7	5	2	–	–	–	–
Western Samoa	1	–	1	–	–	–	–
Oceania	1,645	468	358	–	–	818	1
Other							
British Dependent Territories citizens [2]	1,024	43	98	778	–	105	–
British Overseas citizens	915	53	12	834	1	15	–
British subjects	95	3	2	90	–	–	–
British Protected Persons	115	13	1	101	–	–	–
Nationality uncertain	326 [3]	117	32	–	–	177	–
Total	2,475 [3]	229	145	1,803	1	297	–

Table 4 Grants of British citizenship in the United Kingdom in 1998 by previous nationality, type and category of grant

Previous nationality	Total	Naturalisation		Registration				Number of persons
		Residence	Marriage	Residence or relevant employment ss.4(2),(5),7 Sch.8	Marriage ss.8(1), (2),(3) Sch.8	Minor children ss.1(3),1(4), 3(1),(2),(5),9 Sch.8	Resumption ss.10,13	
		s.6(1) Sch.8	s.6(2)					
All nationalities	53,525 [1][3]	21,091	18,482	1,844	11	11,977	120	

[1] In addition, 408 Gibraltar BDTCs were registered under section 5 of the British Nationality Act 1981.

[2] Including British Nationals (Overseas), but excluding Gibraltar BDTCs.

[3] In addition 1 stateless person was registered under section 36 of the British Nationality Act 1981.

Table 5 Other grants of citizenship by type of citizenship, 1994-98

Type of citizenship	Number of persons				
	1994	1995	1996	1997	1998
British citizenship granted in Hong Kong	5,872	25,709	5,511	3,285 ^(R)	2,728
British Dependent Territories citizenship granted in:-					
Hong Kong	12,216	29,073	201,023 ⁽¹⁾	⁽²⁾	*
Other Dependent Territories	266	508	526	638	⁽²⁾
British Overseas citizenship	6	3	9	14	7

(1) The large increase in 1996 reflected a late surge of applications for BDTC status before the deadline of 31 March 1996.

(2) Data not yet available.

(3) Granted in the United Kingdom.

(R) Revised figure since the last bulletin.

EXPLANATORY NOTES

1. The British Nationality Act 1981, which came into force on 1 January 1983, reduced greatly the number of persons eligible to claim British citizenship by reason of entitlement. Certain entitlements to British citizenship were extended for a transitional period, which ended on 31 December 1987, after which time applications had to be made on discretionary grounds.

2. The nationality shown in the first column of Tables 3 and 4 is the one, or in cases of dual nationality the main one, which the person possessed immediately before acquiring British citizenship.

3. The categories shown in Tables 2 and 4 relate to the section of the British Nationality Act 1981 under which citizenship was acquired. The following is a brief summary of the provisions of the relevant sections of the Act:

s.1(3) - entitlement to registration of a minor born in the United Kingdom when one of his parents becomes a British citizen or becomes settled in the United Kingdom.

s.1(4) - entitlement to registration of a minor born in the United Kingdom who spent the first ten years of his/her life in the United Kingdom.

s.3(1) - discretionary registration of a minor.

s.3(2) - entitlement to registration of a minor less than one year old who was born outside the United Kingdom to parents one of whom was a British citizen by descent.

s.3(5) - entitlement to registration of an overseas-born minor resident in the United Kingdom, one of whose parents was a British citizen by descent.

s.4(2) - entitlement to registration of a British Dependent Territories citizen, a British Overseas citizen, a British subject or a British protected person resident in the United Kingdom.

s.4(5) - discretionary registration on the grounds of Crown Service of a British Dependent Territories citizen, a British Overseas citizen, a British subject or a British protected person.

s.5 - entitlement to registration of a British Dependent Territories citizen from Gibraltar.

s.6(1) - naturalisation of an adult by virtue of residence in the United Kingdom.

s.6(2) - naturalisation of an adult, resident in the United Kingdom, by virtue of marriage to a British citizen.

s.7 - transitional entitlement to registration (which, with minor exceptions, ended on 31 December 1987) of a Commonwealth citizen who is resident in the United Kingdom.

s.8(1) - transitional entitlement to registration (which ended on 31 December 1987) of a woman still married since before 1983 to a man who became a British citizen on commencement of the 1981 Act.

s.8(2) and 8(3) - transitional discretionary registration (which ended on 31 December 1987) of a woman married before 1983 to a man who would have become a British citizen but for his death or renunciation of citizenship.

s.9 - transitional entitlement to registration (which ended on 31 December 1988) of a minor born abroad between 1 January 1983 and 31 December 1987 who, if they had been born before 1 January 1983 and had been consularly registered, would have become a British citizen on 1 January 1983.

s.10(1) - entitlement to acquire British citizenship by a person who had renounced citizenship of the United Kingdom and Colonies before 1983.

s.10(2) - discretionary registration of a person connected with the United Kingdom who renounced citizenship of the United Kingdom and Colonies before 1983.

s.13(1) - entitlement to resume British citizenship by a person who renounced it to acquire some other citizenship.

s.13(3) - discretionary registration of a person who has previously renounced British citizenship.

s.36 - entitlement to registration of a stateless person.

Schedule 8 - any applications made before the commencement of the 1981 Act continue to be decided in accordance with the provisions of the previous nationality Acts.

4. The following symbols are used in the tables:

* not applicable

- nil

5. Statistics for the years 1962 - 1983 were published annually in "Statistics of persons acquiring Citizenship of the United Kingdom and Colonies" (for 1962-77), "Tables of persons acquiring Citizenship of the

United Kingdom and Colonies" (for 1978-82) and "Tables of persons acquiring British Citizenship" (for 1983), all of which are available from The Stationery Office. Statistics for 1984 and subsequent years were published in the relevant annual Statistical Bulletin. Copies of previous bulletins, and further copies of this bulletin, are available from:

Home Office
Research, Statistics and Development Directorate
Information and Publications Group
Room 201
50 Queen Anne's Gate
London
SW1H 9AT

Telephone 0171-273 2084

Enquiries about the figures should be made to:

Home Office
Research, Statistics and Development Directorate
Immigration Research and Statistics Service
Room 1303
Apollo House
36 Wellesley Road
Croydon
Surrey CR9 3RR

Telephone 0181-760 8280

Press enquiries should be made to:

Home Office
Press Office
50 Queen Anne's Gate
London SW1H 9AT

Telephone 0171-273 4620

The Home Office
Research, Statistics and Development Directorate

Mission Statement

“The Research, Statistics and Development Directorate is an integral part of the Home Office, serving Ministers and the department, its services, Parliament and the public through research, development and statistics. Information and knowledge from these sources informs policy development and the management of programmes; their dissemination improves wider public understanding of matters of Home Office concern”.
