

PERSONS GRANTED BRITISH CITIZENSHIP UNITED KINGDOM, 1997

By Tony Chilton and Peter Kilsby

MAIN POINTS:

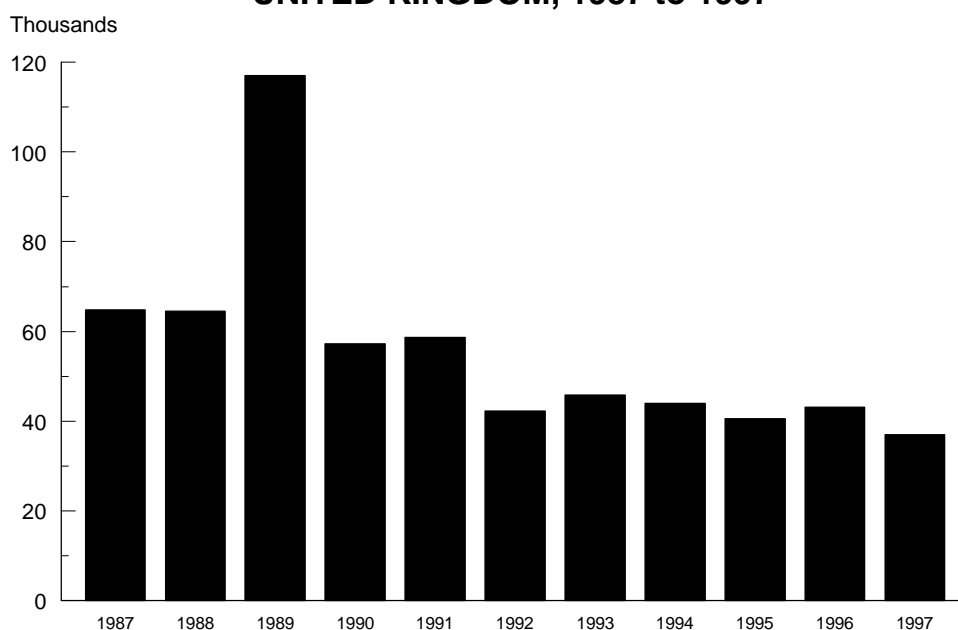
■ 37,000 persons were granted British citizenship in the United Kingdom in 1997 (paragraph 2).

■ 45 per cent were granted on the basis of residence, 30 per cent because of marriage, and 25 per cent were minor children (paragraph 4).

■ Citizens of countries in Asia and Africa accounted for 40 and 20 per cent respectively of the total (paragraph 5).

■ The largest nationalities continued to be Pakistan and India (9 per cent each), Nigeria (6 per cent) and Bangladesh (5 per cent) (paragraph 5).

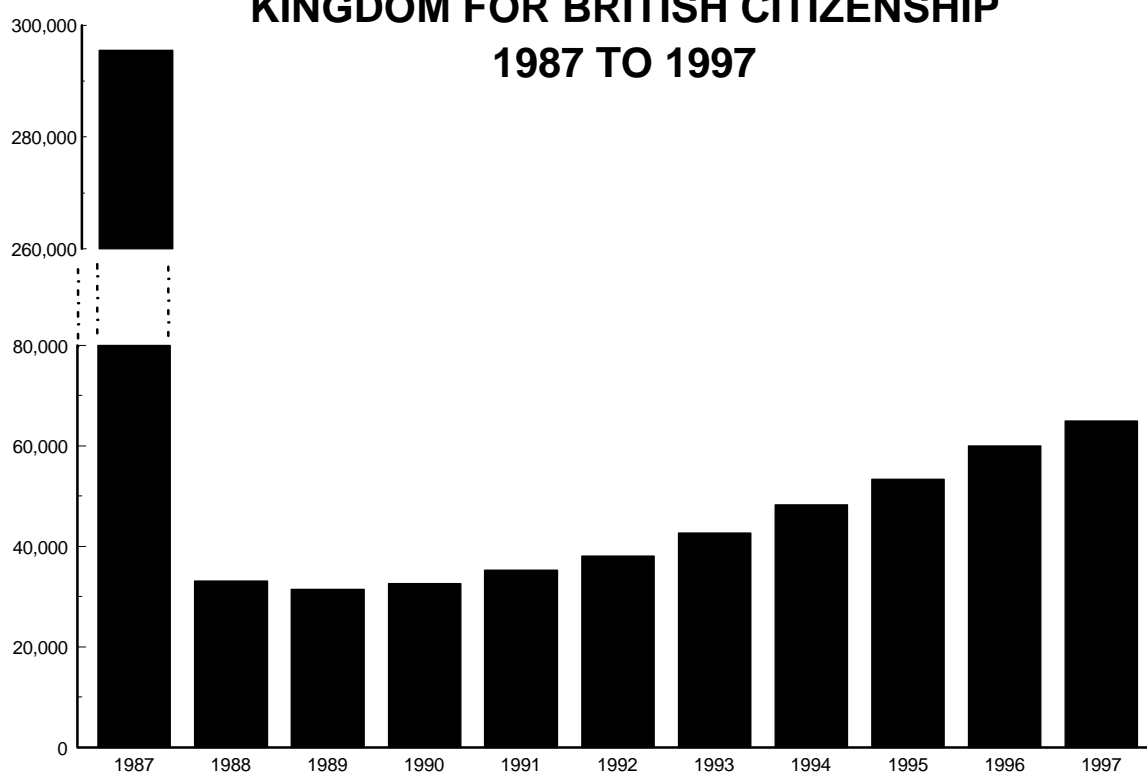
Figure 1 GRANTS OF BRITISH CITIZENSHIP IN THE UNITED KINGDOM, 1987 to 1997



APPLICATIONS RECEIVED (Figure 2)

1. The number of applications received for British citizenship for decision in the United Kingdom increased to 65,000 (provisional figure) in 1997, compared with 60,000 in 1996 and 53,000 in 1995. Over the last five years the growth in the numbers of persons applying has averaged around 11 per cent a year. (The large increase in applications received in 1987 - shown in Figure 2 - is described in Explanatory Note 1.)

Figure 2 APPLICATIONS RECEIVED IN THE UNITED KINGDOM FOR BRITISH CITIZENSHIP 1987 TO 1997



GRANTS AND REFUSALS (Figure 1 and Table 1)

2. Some 37,000 persons were granted British citizenship in the United Kingdom in 1997, compared with 43,000 in 1996 and 41,000 in 1995. Nearly 5,000 applications were refused in 1997, slightly fewer than in 1996. The decrease in applications decided in 1997 reflected the high levels of intake and the number of progress enquiries they generated which diverted staff from processing applications. Procedural and organisational changes have now been introduced in order to increase the number

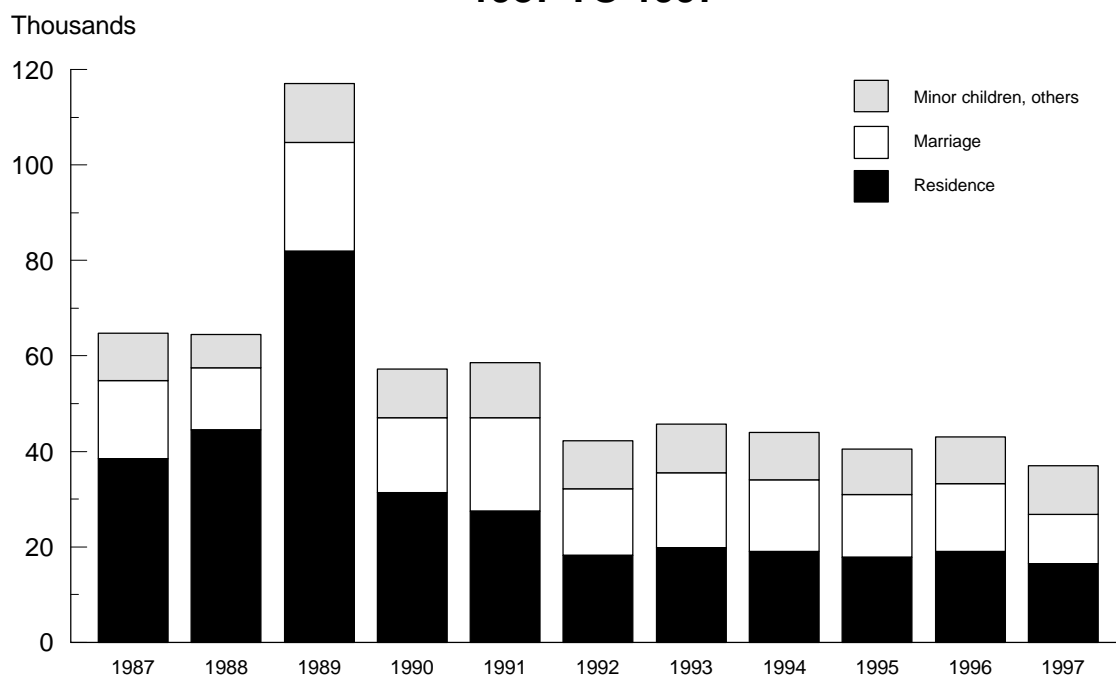
of decisions taken. The number of persons who renounced their British citizenship increased by over one third to 860 in 1997.

3. These data, and those in the rest of the bulletin apart from Table 5, exclude 3,400 persons granted British citizenship in Hong Kong in 1997. These comprised nearly 2,400 persons granted citizenship under the British Nationality (Hong Kong) Act 1990 and over 1,000 persons of non-Chinese ethnic origin granted citizenship under the British Nationality (Hong Kong) Act 1997 which came into effect on 19 March 1997. This compared with 5,500 grants in 1996. The decrease in 1997 under the 1990 Act reflected the end of the British Nationality (Hong Kong) Selection Scheme under which 50,000 key workers, and their spouses and dependants, were granted British citizenship.

BASIS OF GRANT (Figure 3 and Table 2)

4. Residence in the United Kingdom continued to be the most frequent basis on which persons were granted British citizenship in 1997. The number of such grants was 16,000 or about 45 per cent of the total. The number of grants because of marriage to a British citizen was over 10,000, nearly 30 per cent of the total. These

Figure 3 GRANTS OF BRITISH CITIZENSHIP IN THE UNITED KINGDOM, BY BASIS OF GRANT, 1987 TO 1997



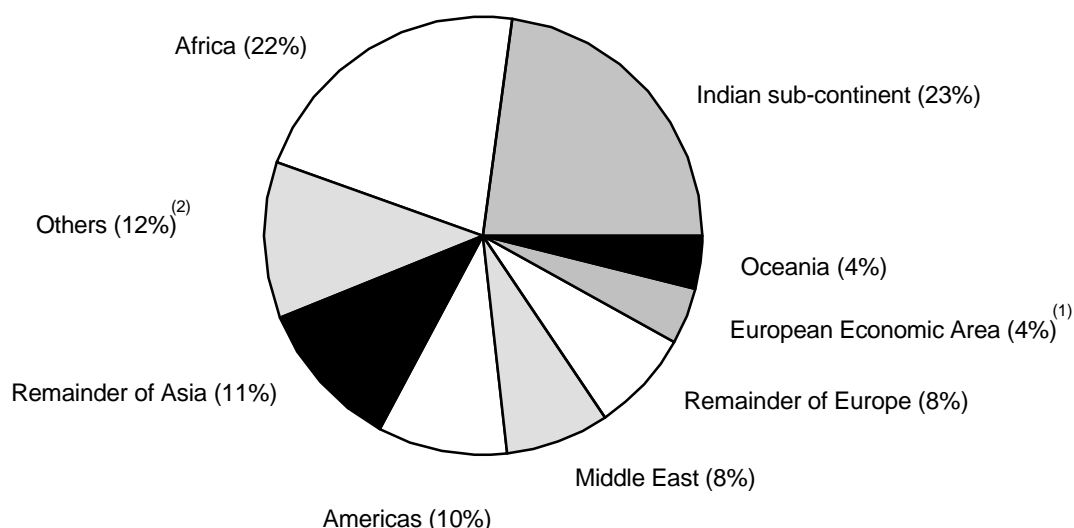
proportions have remained largely unchanged for several years, but in 1988-9 residence accounted for 70 per cent and marriage for 20 per cent of total grants. Most (nearly 10,000) of the remaining grants in 1997 were to minor children who accounted for just over 25 per cent of the total, the largest proportion for any of the last ten years.

PREVIOUS NATIONALITY (Figure 4 and Tables 3, 4)

5. Citizens of Indian sub-continent countries comprised nearly 25 per cent of all grants in 1997, with the rest of Asia and Africa each accounting for about 20 per cent. The remaining 35 per cent was split roughly equally between Europe, the Americas and others including Oceania. The proportion from Africa has increased, from 15 per cent in 1993, with slight decreases from EEA countries, the Middle East and 'others'. Countries with the largest numbers of grants in 1997 were Pakistan and India with 3,300 (9 per cent) each, Nigeria with 2,100 (6 per cent) and Bangladesh with 1,900 (5 per cent), together with 4,200 (just over 10 per cent) in respect of British Dependent

Figure 4

GRANTS OF BRITISH CITIZENSHIP IN THE UNITED KINGDOM IN 1997, BY PREVIOUS NATIONALITY (Total number of persons 37,010)



(1) Includes British Dependent Territories citizens from Gibraltar

(2) Includes British Dependent Territories citizens (except from Gibraltar) and British Overseas citizens

Territories citizens, including those from Gibraltar, and British Overseas citizens.

TABLES : CONTENTS

Grants of British citizenship in the United Kingdom

Table 1	Applications, grants, refusals and renunciations, 1987-97
Table 2	Grants by basis (residence, marriage, etc), 1987-97
Table 3	Grants by broad groupings of previous nationality, 1993-97
Table 4	Grants by previous nationality, type and category (relevant section of British Nationality Act 1981), 1997

Other grants of citizenship

Table 5	Grants by type of citizenship, 1993-97
---------	--

Table 1 Applications received, granted and refused for, and renunciations of, British citizenship in the United Kingdom, 1987-97

Year	Applications received	Decisions taken		Number of persons
		Grants	Refusals ⁽¹⁾	Renunciations registered
1987	295,447	64,876	5,693	1,169
1988	33,147	64,584	5,272	865
1989	31,449	117,129	8,801	902
1990	32,569	57,271	9,149	701
1991	35,279	58,642	8,985	996
1992	38,068	42,243	9,253	864
1993	42,682	45,793	8,041	754
1994	48,277	44,033	5,855	704
1995	53,391	40,516	5,032	666
1996	60,000 ⁽²⁾	43,069	4,770	626
1997	65,200 ⁽²⁾	37,010	4,747	856

⁽¹⁾ Includes small numbers of applications withdrawn.

⁽²⁾ Provisional

Table 2 Grants of British citizenship in the United Kingdom by basis of grant, 1987-97

Year of grant	Number of persons				
	All grants	Residence	Marriage	Minor children	Other ⁽¹⁾
1987	64,876	38,555	16,352	9,502	467
1988	64,584	44,505	13,120	6,423	536
1989	117,129	82,026	22,740	11,830	533
1990	57,271	31,328	15,734	9,534	675
1991	58,642	27,534	19,513	10,646	949
1992	42,243	18,203	13,915	9,346	779
1993	45,793	19,866	15,688	9,376	863
1994	44,033	19,097	14,974	9,219	743
1995	40,516	17,807	13,131	8,992	586
1996	43,069	18,970	14,285	9,272	542
1997	37,010	16,466	10,354	9,545	645

(1) Includes British Dependent Territories citizens from Gibraltar registered as British citizens under s.5 of the British Nationality Act 1981.

Table 3 Grants of British citizenship in the United Kingdom by previous nationality, 1993-97

Previous nationality	Number of persons				
	1993	1994	1995	1996	1997
European Economic Area ⁽¹⁾	2,177	2,058	1,755	1,722	1,546
Remainder of Europe	3,298	3,107	2,860	2,928	2,784
Americas	4,828	4,531	4,096	4,266	3,544
Africa	7,452	7,877	7,940	9,162	8,018
Indian sub-continent	12,246	11,263	9,879	10,792	8,465
Middle East	4,330	4,322	3,543	3,535	2,833
Remainder of Asia	5,690	5,144	4,817	5,207	4,102
Oceania	1,452	1,539	1,666	1,542	1,443
Other ⁽²⁾	4,318	4,192	3,960	3,915	4,275
All grants	45,791	44,033	40,516	43,069	37,010

(1) As constituted now; includes British Dependent Territories citizens from Gibraltar.

(2) British Dependent Territories citizens (except from Gibraltar), British Overseas citizens, British subjects, British Protected Persons, stateless and nationality uncertain.

Table 4 Grants of British citizenship in the United Kingdom in 1997 by previous nationality, type and category of grant

Previous nationality	Total	Naturalisation		Registration				Number of persons
		Residence	Marriage	Residence or relevant employment ss.4(2),(5),7 Sch.8	Marriage ss.8(1), (2),(3) Sch.8	Minor children ss.1(3),1(4), 3(1),(2),(5),9 Sch.8	Resumption ss.10,13	
		s.6(1) Sch.8	s.6(2)					
European Economic Area								
Austria	11	1	2	–	–	7	1	
Belguim	23	8	3	–	1	11	–	
Denmark	10	1	2	–	–	6	1	
Finland	4	1	2	–	–	1	–	
France	200	43	43	1	–	113	–	
Germany	165	38	31	–	–	87	9	
Greece	108	58	29	–	–	21	–	
Iceland	1	–	–	–	–	1	–	
Irish Republic	85	30	23	–	–	32	–	
Italy	201	66	63	–	–	72	–	
Liechtenstein	2	–	–	–	–	2	–	
Netherlands	43	18	7	–	–	18	–	
Norway	28	4	1	–	–	20	3	
Portugal	86	46	27	–	–	13	–	
Spain	57	8	10	–	–	39	–	
Sweden	15	1	3	–	–	11	–	
Total	1,039 [1]	323	246	1	1	454	14	
Remainder of Europe								
Albania	3	–	3	–	–	–	–	
Armenia	4	1	3	–	–	–	–	
Belarus	3	1	2	–	–	–	–	
Bosnia-Herzegovina	10	3	6	–	–	1	–	
Bulgaria	67	25	28	–	–	14	–	
Croatia	54	23	22	–	–	9	–	
Cyprus	226	66	131	–	–	29	–	
Czechoslovakia	3	1	2	–	–	–	–	
Czech Republic	20	9	8	–	–	3	–	
Estonia	8	6	2	–	–	–	–	
Georgia	1	–	1	–	–	–	–	
Hungary	71	36	22	–	–	13	–	
Kyrgyzstan	2	2	–	–	–	–	–	
Latvia	12	6	4	–	–	2	–	

Table 4 Grants of British citizenship in the United Kingdom in 1997 by previous nationality, type and category of grant

Previous nationality	Total	Naturalisation		Registration				Number of persons
		Residence	Marriage	Residence or relevant employment ss.4(2),(5),7 Sch.8	Marriage ss.8(1), (2),(3) Sch.8	Minor children ss.1(3),1(4), 3(1),(2),(5),9 Sch.8	Resumption ss.10,13	
		s.6(1) Sch.8	s.6(2)					
Lithuania	12	4	6	—	—	2	—	
Macedonia	21	11	8	—	—	2	—	
Malta	66	21	26	—	—	3	16	
Moldova	2	—	1	—	—	1	—	
Poland	326	149	135	—	—	42	—	
Romania	64	16	35	—	—	13	—	
Russia	244	75	104	—	—	65	—	
Slovakia	4	1	3	—	—	—	—	
Slovenia	6	2	4	—	—	—	—	
Switzerland	130	24	30	—	—	68	8	
Turkey	1,118	514	271	—	—	333	—	
Ukraine	52	24	25	—	—	3	—	
Union of Soviet Socialist Republics	3	1	2	—	—	—	—	
Yugoslavia	252	128	89	—	—	35	—	
Remainder of Europe	2,784	1,149	973	—	—	638	24	
Americas								
Antigua and Barbuda	6	1	2	—	—	3	—	
Argentina	22	9	7	—	—	6	—	
Bahamas	15	—	—	—	—	1	14	
Barbados	64	36	18	1	—	9	—	
Belize	14	7	5	—	—	2	—	
Bolivia	11	9	2	—	—	—	—	
Brazil	119	27	63	—	—	29	—	
Canada	697	92	128	1	—	476	—	
Chile	39	33	6	—	—	—	—	
Colombia	185	80	83	—	—	22	—	
Costa Rica	3	—	3	—	—	—	—	
Cuba	7	3	2	—	—	2	—	
Dominica	23	11	8	1	—	3	—	
Dominican Republic	12	5	6	—	—	1	—	
Ecuador	20	7	6	—	—	7	—	

Table 4 Grants of British citizenship in the United Kingdom in 1997 by previous nationality, type and category of grant

Previous nationality	Total	Naturalisation		Registration				Number of persons
		Residence	Marriage	Residence or relevant employment ss.4(2),(5),7 Sch.8	Marriage ss.8(1), (2),(3) Sch.8	Minor children ss.1(3),1(4), 3(1),(2),(5),9 Sch.8	Resumption ss.10,13	
		s.6(1) Sch.8	s.6(2)					
El Salvador	6	2	2	—	—	2	—	
Grenada	39	24	15	—	—	—	—	
Guatemala	6	—	2	—	—	4	—	
Guyana	140	64	60	1	—	15	—	
Honduras	15	1	5	—	—	9	—	
Jamaica	732	327	279	12	—	114	—	
Mexico	26	2	10	—	—	14	—	
Nicaragua	3	—	3	—	—	—	—	
Panama	4	2	2	—	—	—	—	
Paraguay	2	—	1	—	—	1	—	
Peru	65	20	35	—	—	10	—	
Puerto Rico	2	—	—	—	—	2	—	
St. Kitts and Nevis	5	4	1	—	—	—	—	
St. Lucia	57	29	13	—	—	15	—	
St. Vincent and Grenadines	45	26	12	1	—	6	—	
Trinidad and Tobago	206	99	66	—	—	35	6	
United States of America	923	232	216	—	—	474	1	
Uruguay	8	3	3	—	—	2	—	
Venezuela	23	2	12	—	—	8	1	
Americas	3,544	1,157	1,076	17	—	1,272	22	
Africa								
Algeria	233	92	114	—	—	27	—	
Angola	13	6	1	—	—	6	—	
Botswana	8	1	—	—	—	4	3	
Burundi	2	—	1	—	—	1	—	
Cameroon	33	13	10	—	—	10	—	
Congo	1	—	1	—	—	—	—	
Djibouti	3	3	—	—	—	—	—	
Egypt	231	101	85	—	—	45	—	
Eritrea	164	115	3	—	—	46	—	
Ethiopia	138	98	20	—	—	20	—	

Table 4 Grants of British citizenship in the United Kingdom in 1997 by previous nationality, type and category of grant

Previous nationality	Total	Naturalisation		Registration				Number of persons
		Residence	Marriage	Residence or relevant employment ss.4(2),(5),7 Sch.8	Marriage ss.8(1), (2),(3) Sch.8	Minor children ss.1(3),1(4), 3(1),(2),(5),9 Sch.8	Resumption ss.10,13	
		s.6(1) Sch.8	s.6(2)					
Gabon	7	2	2	—	—	3	—	
Gambia	25	8	10	—	—	7	—	
Ghana	1,152	484	239	—	—	429	—	
Ivory Coast	9	3	5	—	—	1	—	
Kenya	342	114	128	2	—	64	34	
Liberia	7	4	2	—	—	1	—	
Libya	110	48	31	—	—	31	—	
Madagascar	2	—	2	—	—	—	—	
Malawi	27	15	4	—	—	8	—	
Mali	2	—	2	—	—	—	—	
Mauritius	217	117	83	—	—	17	—	
Morocco	440	223	190	—	—	27	—	
Mozambique	6	2	3	—	—	1	—	
Namibia	4	—	—	—	—	1	3	
Nigeria	2,144	851	500	3	—	784	6	
Senegal	4	1	2	—	—	1	—	
Seychelles	78	42	8	—	—	28	—	
Sierra Leone	171	73	44	—	—	54	—	
Somalia	955	432	37	—	—	486	—	
South Africa	674	189	174	—	—	308	3	
Sudan	136	61	33	—	—	42	—	
Swaziland	6	1	3	—	—	2	—	
Tanzania	146	50	76	—	—	20	—	
Togo	1	1	—	—	—	—	—	
Tunisia	86	30	39	—	—	17	—	
Uganda	119	53	13	1	—	52	—	
Zaire	49	23	—	—	—	25	1	
Zambia	114	39	18	—	—	54	3	
Zimbabwe	159	38	42	1	—	77	1	
Africa	8,018	3,333	1,925	7	—	2,699	54	

Table 4 Grants of British citizenship in the United Kingdom in 1997 by previous nationality, type and category of grant

Previous nationality	Total	Naturalisation		Registration				Number of persons
		Residence	Marriage	Residence or relevant employment ss.4(2),(5),7 Sch.8	Marriage ss.8(1), (2),(3) Sch.8	Minor children ss.1(3),1(4), 3(1),(2),(5),9 Sch.8	Resumption ss.10,13	
		s.6(1) Sch.8	s.6(2)					
Indian sub-continent								
Bangladesh	1,931	752	657	3	–	519	–	
India	3,259	1,213	1,561	7	6	469	3	
Pakistan	3,275	802	2,053	1	9	408	2	
Indian sub-continent	8,465	2,767	4,271	11	15	1,396	5	
Middle East								
Bahrain	7	3	–	–	–	4	–	
Iran	1,147	729	192	–	–	223	3	
Iraq	736	361	99	–	–	276	–	
Israel	167	58	46	–	–	63	–	
Jordan	180	70	65	–	–	45	–	
Kuwait	14	8	1	–	–	5	–	
Lebanon	325	140	61	–	–	124	–	
Oman	1	–	1	–	–	–	–	
Palestine	1	–	1	–	–	–	–	
Qatar	2	–	–	–	–	2	–	
Saudi Arabia	17	13	3	–	–	1	–	
Syria	79	33	22	–	–	24	–	
United Arab Emirates	2	–	–	–	–	2	–	
Yemen	155	49	49	–	–	57	–	
Middle East	2,833	1,464	540	–	–	826	3	
Remainder of Asia								
Afghanistan	96	54	10	–	–	32	–	
Bhutan	1	–	1	–	–	–	–	
Burma	38	24	10	–	–	4	–	
Cambodia	15	7	2	–	–	6	–	
China	894	461	220	1	–	212	–	

Table 4 Grants of British citizenship in the United Kingdom in 1997 by previous nationality, type and category of grant

Previous nationality	Total	Naturalisation		Registration				Number of persons
		Residence	Marriage	Residence or relevant employment ss.4(2),(5),7 Sch.8	Marriage ss.8(1), (2),(3) Sch.8	Minor children ss.1(3),1(4), 3(1),(2),(5),9 Sch.8	Resumption ss.10,13	
		s.6(1) Sch.8	s.6(2)					
Indonesia	19	2	12	–	–	4	1	
Japan	22	5	9	–	–	8	–	
Laos	14	10	–	–	–	4	–	
Malaysia	125	52	59	–	–	14	–	
Mongolia	1	–	–	–	–	1	–	
Nepal	7	2	4	–	–	1	–	
Philippines	609	215	304	–	–	90	–	
Singapore	56	13	19	1	1	18	4	
South Korea	37	14	12	–	–	10	1	
Sri Lanka	1,249	782	114	–	1	351	1	
Taiwan	40	16	11	–	–	13	–	
Thailand	208	55	113	–	–	40	–	
Vietnam	671	443	58	–	–	170	–	
Remainder of Asia	4,102	2,155	958	2	2	978	7	
Oceania								
Australia	875	121	123	1	–	629	1	
Fiji	24	7	8	–	–	6	3	
Kiribati	1	–	1	–	–	–	–	
New Zealand	534	167	96	–	–	271	–	
Papua New Guinea	3	–	1	–	–	2	–	
Solomon Islands	1	–	–	–	–	–	1	
Vanuatu	4	–	1	–	–	2	1	
Western Samoa	1	–	1	–	–	–	–	
Oceania	1,443	295	231	1	–	910	6	

Table 4 Grants of British citizenship in the United Kingdom in 1997 by previous nationality, type and category of grant

Previous nationality	Total	Naturalisation		Registration			Number of persons
		Residence	Marriage	Residence or relevant employment	Marriage	Minor children	Resumption
		s.6(1) Sch.8	s.6(2)	ss.4(2),(5),7 Sch.8	ss.8(1), (2),(3) Sch.8	ss.1(3),1(4), 3(1),(2),(5),9 Sch.8	ss.10,13
Other							
British Dependent Territories citizens [2]	2,225	23	67	1,963	–	172	–
British Overseas citizens	1,425	24	11	1,380	–	9	1
British subjects	133	2	5	126	–	–	–
British Protected Persons	158	6	–	152	–	–	–
Nationality uncertain	334	108	33	–	–	191	2
Total	4,275	163	116	3,621	–	372	3
All nationalities	36,503 [1]	12,806	10,336	3,660	18	9,545	138

[1] In addition, 507 Gibraltar BDTCs were registered under section 5 of the British Nationality Act 1981.

[2] Including British Nationals (Overseas), but excluding Gibraltar BDTCs.

Table 5 Other grants of citizenship by type of citizenship, 1993-97

Type of citizenship	Number of persons				
	1993	1994	1995	1996	1997
British citizenship granted in Hong Kong	41,758	5,872	25,709	5,511	3,406
British Dependent Territories citizenship granted in:-					
Hong Kong	5,133	12,216	29,073	201,023 ⁽¹⁾	⁽²⁾
Other Dependent Territories	371	266	508	526 ^(R)	⁽²⁾
British Overseas citizenship ⁽³⁾	16	6	3	9	14

(1) The large increase in 1996 reflected a late surge of applications for BDTC status before the deadline of 31 March 1996.

(2) Data not yet available.

(3) Granted in the United Kingdom.

(R) Revised figure since the last Bulletin.

EXPLANATORY NOTES

1. The British Nationality Act 1981, which came into force on 1 January 1983, reduced greatly the number of persons eligible to claim British citizenship by reason of entitlement. Certain entitlements to British citizenship were extended for a transitional period, which ended on 31 December 1987, after which time applications had to be made on discretionary grounds.

2. The nationality shown in the first column of Tables 3 and 4 is the one, or in cases of dual nationality the main one, which the person possessed immediately before acquiring British citizenship.

3. The categories shown in Tables 2 and 4 relate to the section of the British Nationality Act 1981 under which citizenship was acquired. The following is a brief summary of the provisions of the relevant sections of the Act:

s.1(3) - entitlement to registration of a minor born in the United Kingdom when one of his parents becomes a British citizen or becomes settled in the United Kingdom.

s.1(4) - entitlement to registration of a minor born in the United Kingdom who spent the first ten years of his/her life in the United Kingdom.

s.3(1) - discretionary registration of a minor.

s.3(2) - entitlement to registration of a minor less than one year old who was born outside the United Kingdom to parents one of whom was a British citizen by descent.

s.3(5) - entitlement to registration of an overseas-born minor resident in the United Kingdom, one of whose parents was a British citizen by descent.

s.4(2) - entitlement to registration of a British Dependent Territories citizen, a British Overseas citizen, a British subject or a British protected person resident in the United Kingdom.

s.4(5) - discretionary registration on the grounds of Crown Service of a British Dependent Territories citizen, a British Overseas citizen, a British subject or a British protected person.

s.5 - entitlement to registration of a British Dependent Territories citizen from Gibraltar.

s.6(1) - naturalisation of an adult by virtue of residence in the United Kingdom.

s.6(2) - naturalisation of an adult, resident in the United Kingdom, by virtue of marriage to a British citizen.

s.7 - transitional entitlement to registration (which, with minor exceptions, ended on 31 December 1987) of a Commonwealth citizen who is resident in the United Kingdom.

s.8(1) - transitional entitlement to registration (which ended on 31 December 1987) of a woman still married since before 1983 to a man who became a British citizen on commencement of the 1981 Act.

s.8(2) and 8(3) - transitional discretionary registration (which ended on 31 December 1987) of a woman married before 1983 to a man who would have become a British citizen but for his death or renunciation of citizenship.

s.9 - transitional entitlement to registration (which ended on 31 December 1988) of a minor born abroad between 1 January 1983 and 31 December 1987 who, if they had been born before 1 January 1983 and had been consularly registered, would have become a British citizen on 1 January 1983.

s.10(1) - entitlement to acquire British citizenship by a person who had renounced citizenship of the United Kingdom and Colonies before 1983.

s.10(2) - discretionary registration of a person connected with the United Kingdom who renounced citizenship of the United Kingdom and Colonies before 1983.

s.13(1) - entitlement to resume British citizenship by a person who renounced it to acquire some other citizenship.

s.13(3) - discretionary registration of a person who has previously renounced British citizenship.

s.36 - entitlement to registration of a stateless person.

Schedule 8 - any applications made before the commencement of the 1981 Act continue to be decided in accordance with the provisions of the previous nationality Acts.

4. The following symbols are used in the tables:

* not applicable

- nil

5. Statistics for the years 1962 - 1983 were published annually in "Statistics of persons acquiring Citizenship of the United Kingdom and Colonies" (for 1962-77), "Tables of persons acquiring Citizenship of the United Kingdom and Colonies" (for 1978-82) and "Tables of persons acquiring British Citizenship" (for 1983), all of which are available from HMSO. Statistics for 1984 and subsequent years were published in the relevant annual Statistical Bulletin. Copies of previous bulletins, and further copies of this bulletin, are available from:

Home Office
Research and Statistics Directorate
Information and Publications Group
Room 201
50 Queen Anne's Gate
London
SW1H 9AT

Telephone 0171-273 2084

Enquiries about the figures should be made to:

Home Office
Research and Statistics Directorate
Immigration and General Unit
Room 1303
Apollo House
36 Wellesley Road
Croydon
Surrey CR9 3RR

Telephone 0181-760 8280

Press enquiries should be made to:

Home Office
Press Office
50 Queen Anne's Gate
London SW1H 9AT

Telephone 0171-273 4620

The Home Office
Research and Statistics Directorate

Mission Statement

The Research and Statistics Directorate is an integral part of the Home Office, serving Ministers and the department, its services, Parliament and the public through research, development and statistics. Information and knowledge from these sources informs policy development and the management of programmes; their dissemination improves wider public understanding of matters of Home Office concern.
