

Drawing No.
P 7004
Sheet 1 of 2

Related Drawings
P 7001, P 500, S 7,
P 570 & P 572

Before using this drawing, confirm that it has not been superseded.

© CROWN COPYRIGHT

NOTES: 1. The legend is from the Transport Heavy alphabet at the x-heights shown.

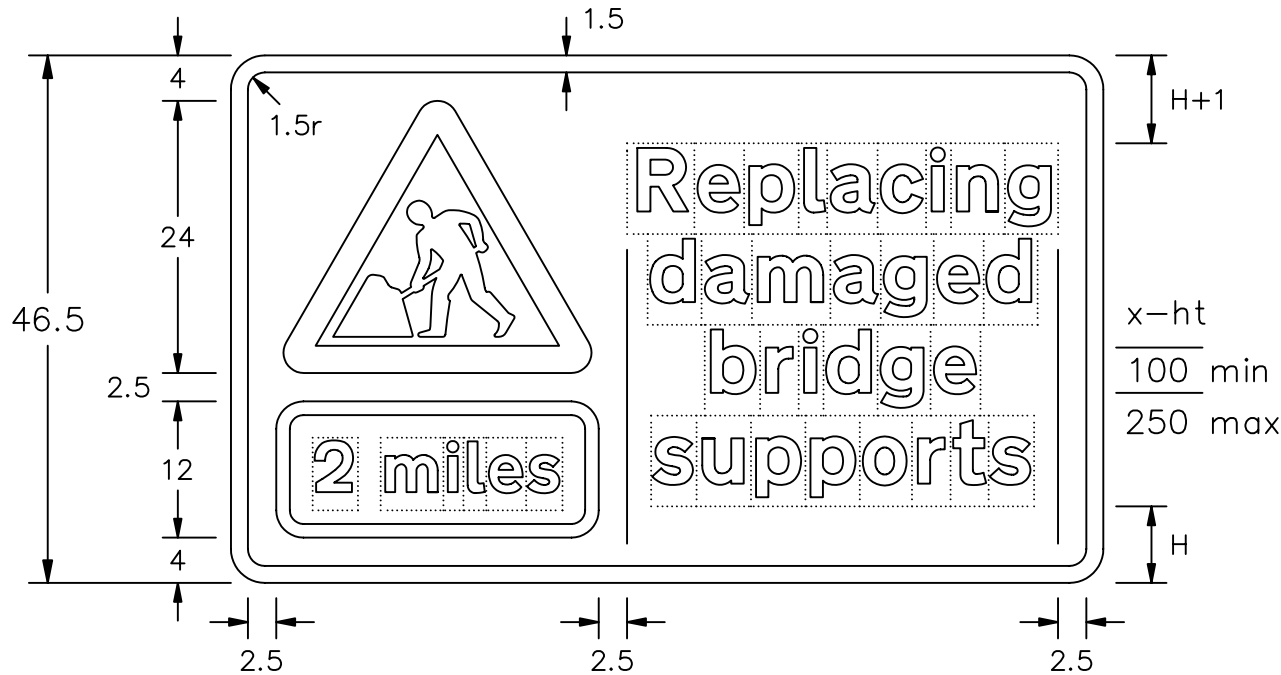
2. Details of the road works triangle are given on drawings P 500, P 7001 and S 7. Details of the distance plates are given on drawings P 570 and P 572.

3. Tile outlines do not form part of the signs.

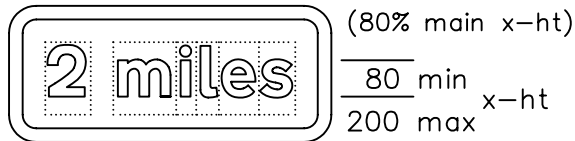

4. COLOURS:—
Background (main sign) ----- YELLOW
Background (distance plate) --- WHITE
Legends & Borders ----- BLACK
P 7001 Triangle ----- see dwg P 7001

5. DIMENSIONS : x-heights are in millimetres, other dimensions are in stroke widths based on the x-height of the main sign. (4sw = x-height)

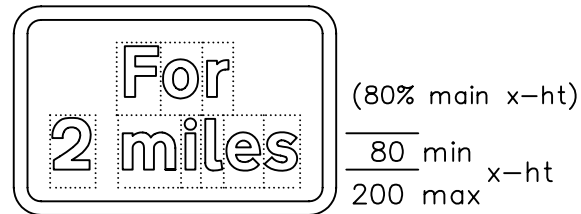
6. See sheet 2 for other variants.



VARIANT



See drawing P 572 for design details



See drawing P 570 for design details

P7004-1

<p><i>Department for</i> Transport</p>	Title:	Road Works Signs	Issue:	Date:	Drawn by:	Dimensions:	Drawing No.
	DESCRIPTION AND DISTANCE TO ROAD WORKS	A: 31.10.95 B: 20.1.05 C:	S.P./L.W. Approved by: R.M.	SEE NOTE 5	P 7004 Sheet 1 of 2		

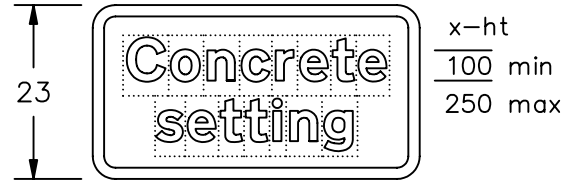
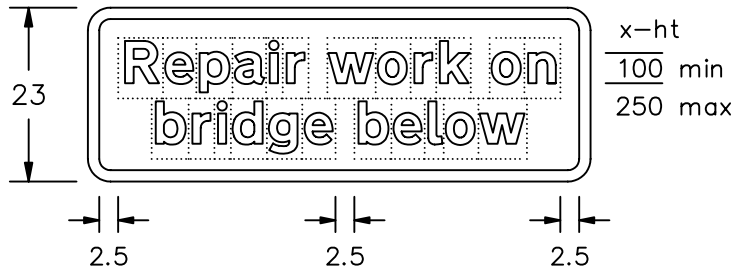
Drawing No.
P 7004
 Sheet 2 of 2

Before using this drawing, confirm that it has not been superseded.


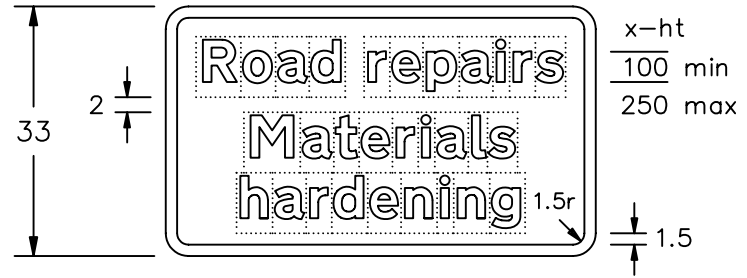
© CROWN COPYRIGHT

- NOTES: 1. The legend is from the Transport Heavy alphabet at the x-heights shown.
2. The tile outlines do not form part of the signs.
3. COLOURS : Background ----- YELLOW
 Legend & Border --- BLACK
4. DIMENSIONS : x-heights are in millimetres, other dimensions are in stroke widths. (4sw = x-height)

SINGLE MESSAGE



2 PART MESSAGE



P7004-2

Department for Transport	Title: Road Works Signs	Issue: A: 31.10.95	Date: B: 20.1.05	C:	Drawn by: S.P.	Approved by: R.M.	Dimensions: SEE NOTE 4	Drawing No. P 7004
	DESCRIPTION OF WORKS EXAMPLES OF VARIANTS							Sheet 2 of 2