

Drawing No.
P 2713.1
 Sheet 1 of 3

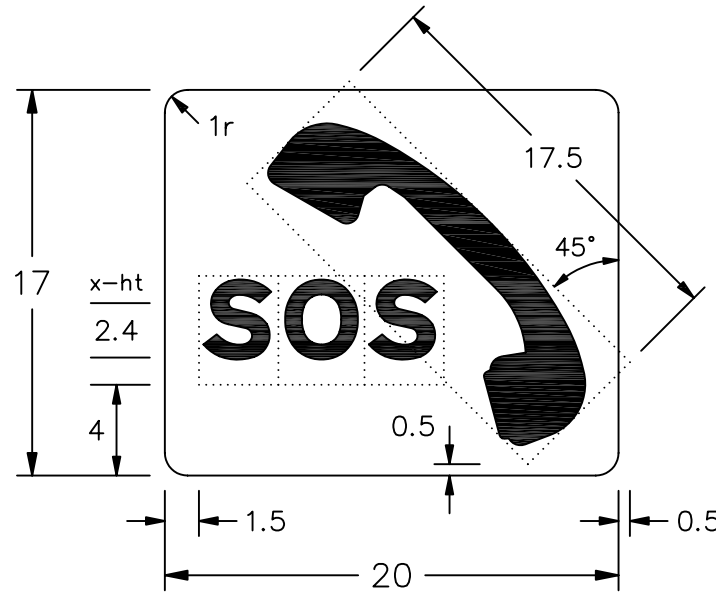
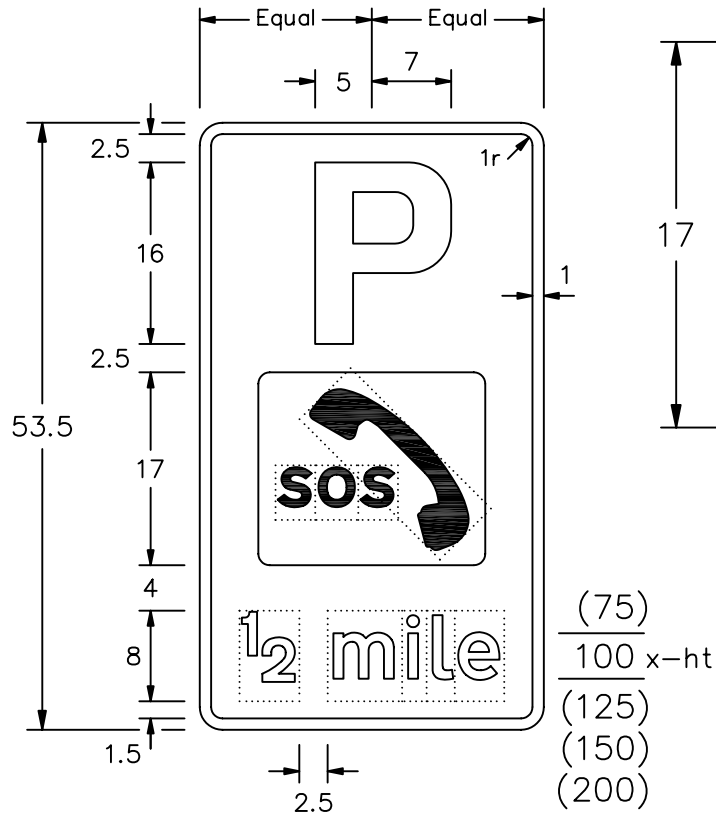
Related Drawings
 S 41 & S 43

Before using this drawing, confirm
 that it has not been superseded.

© CROWN COPYRIGHT

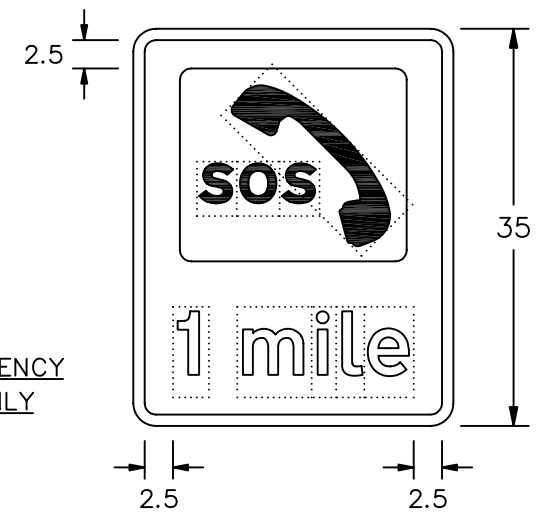
EMERGENCY TELEPHONE
 AT A PARKING PLACE

DETAIL OF TILE DESIGN



- NOTES: 1. The distance is from the Transport Medium alphabet at the x-heights shown. 'SOS' is from the Transport Heavy alphabet and is dimensioned in stroke widths relating to the distance x-height.
2. Symbol details are given on drawings S 41 (tile B) and S 43.
3. The tile outlines do not form part of the signs.
4. COLOURS : Sign background ---- BLUE
 Tile background ---- ORANGE
 Border, distance & 'P' symbol ---- WHITE
 'SOS' & telephone ---- BLACK
5. DIMENSIONS : x-heights are in millimetres, other dimensions are in stroke widths.
 (4sw = distance x-height)
6. See sheets 2 and 3 for other variants.

VARIANT: EMERGENCY
 TELEPHONE ONLY



P2713x1-1

**Department for
 Transport**

Title: Informatory Signs
 EMERGENCY TELEPHONE AHEAD

Issue: A: 7.6.95
 B: 29.3.05
 C:

Drawn by: S.P.
 Approved by: R.M.

Dimensions: SEE NOTE 5

Drawing No. **P 2713.1**
 Sheet 1 of 3

Drawing No.
P 2713.1
 Sheet 2 of 3

Related Drawings
 S 41 & S 43

Before using this drawing, confirm that it has not been superseded.

© CROWN COPYRIGHT

NOTES: 1. The distance is from the Transport Medium alphabet at the x-heights shown. 'SOS' is from the Transport Heavy alphabet and is dimensioned in stroke widths relating to the distance x-height.

2. Symbol details are given on drawings S 41 (tile B) and S 43.

3. The tile outlines do not form part of the signs.

4. COLOURS : Sign background ----- BLUE
 Tile background ----- ORANGE
 Border, Distance, Arrow & 'P' symbol --- WHITE
 'SOS' & telephone ----- BLACK

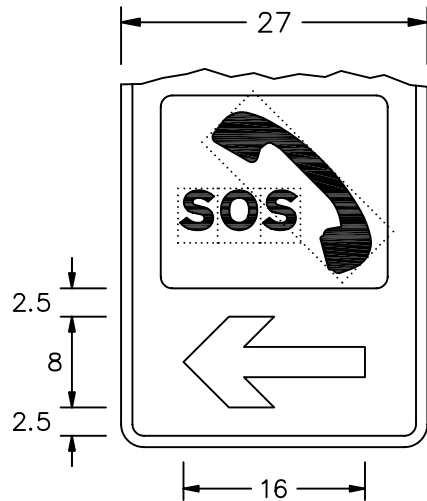
5. DIMENSIONS : x-heights are in millimetres, other dimensions are in stroke widths. (4sw = distance x-height)

6. See sheet 1 for other dimensions and details of 'SOS' tile.
 See sheets 1 & 3 for other variants.



(75)
 $\frac{100}{100} x\text{-ht}$
 (125)
 (150)
 (200)

1.5

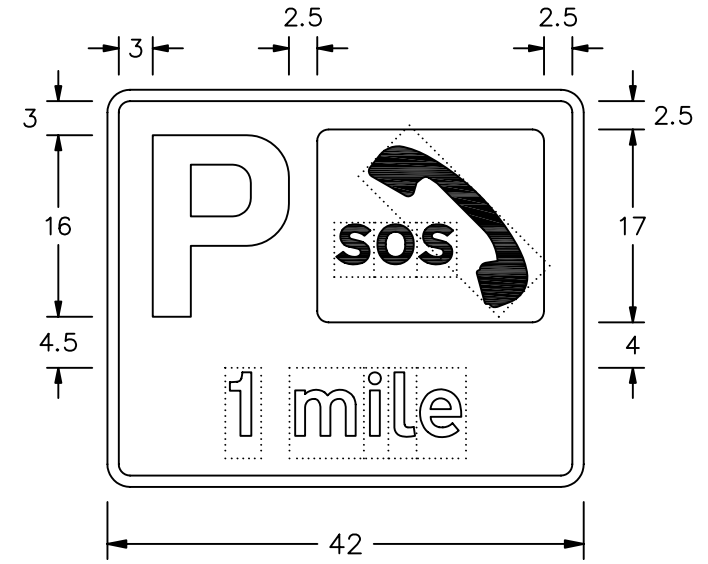
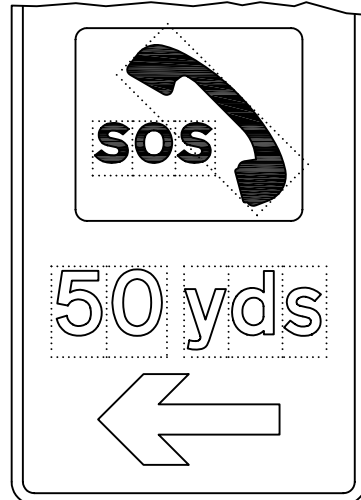


2.5
 8
 2.5

16

x-ht
 2.4

1.5
 8
 2.5



P2713x1-2

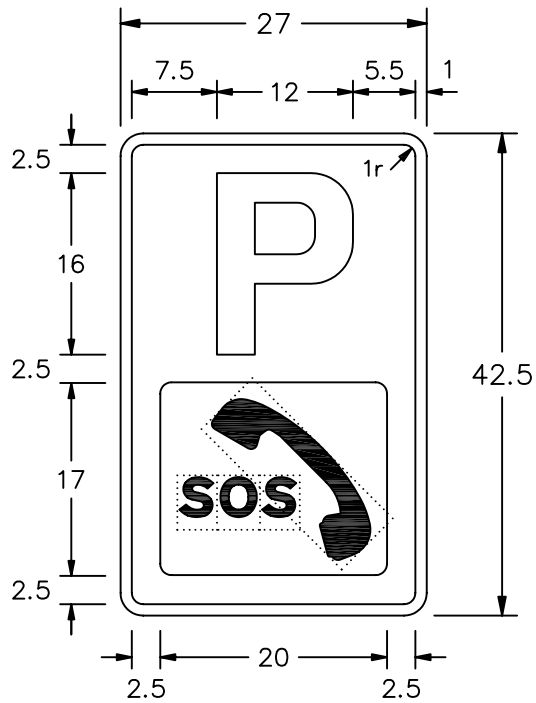
Department for Transport	Title:	Informatory Signs	Issue:	Date:	Drawn by:	Dimensions:	Drawing No.
	EMERGENCY TELEPHONE AHEAD (variants)		A:	7.6.95	S.P./L.W.	SEE	P 2713.1 Sheet 2 of 3
			B:	29.3.05	Approved by:	NOTE 5	
			C:		R.M.		

Drawing No.
P 2713.1
 Sheet 3 of 3


Related Drawings
 S 41 & S 43

© CROWN COPYRIGHT

- NOTES: 1. The legend 'SOS' is from the Transport Heavy alphabet and is dimensioned in stroke widths relating to the distance x-height shown on sheets 1 and 2.
2. Symbol details are given on drawings S 41 (tile B) and S 43.
3. The tile outlines do not form part of the signs.
4. COLOURS : Sign background ----- BLUE
 Tile background ----- ORANGE
 Border, Arrow & 'P' symbol ---- WHITE
 'SOS' & telephone ----- BLACK
5. DIMENSIONS : These are in stroke widths based on the x-height of the distance shown on sheets 1 and 2. (4sw = distance x-height)
6. See sheet 1 for details of 'SOS' tile. See sheets 1 & 2 for other variants.



EMERGENCY TELEPHONE
AT A PARKING PLACE



EMERGENCY
TELEPHONE ONLY

P2713x1-3

Before using this drawing, confirm that it has not been superseded.

Department for Transport	Title :	Informatory Signs	Issue :	Date :	Drawn by :	Dimensions :	Drawing No.
		LOCATION OF EMERGENCY TELEPHONE	A :	7.6.95	S.P.	SEE NOTE 5	P 2713.1
			B :	29.3.05	Approved by :		Sheet 3 of 3
			C :		R.M.		