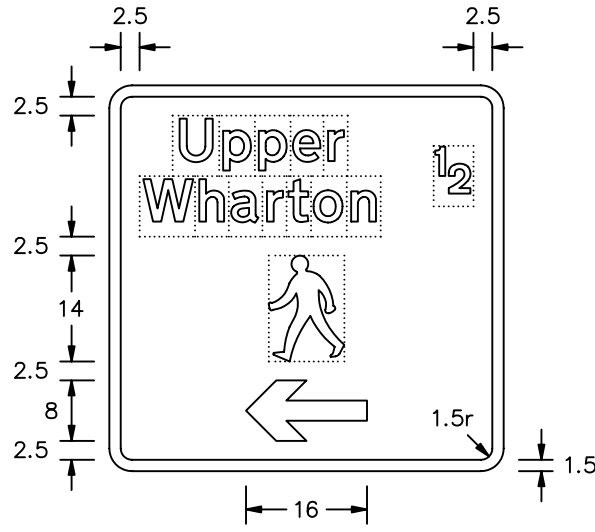


Drawing No.
P 2610.1
Sheet 1 of 2

Related Drawings
S 2 & S 8

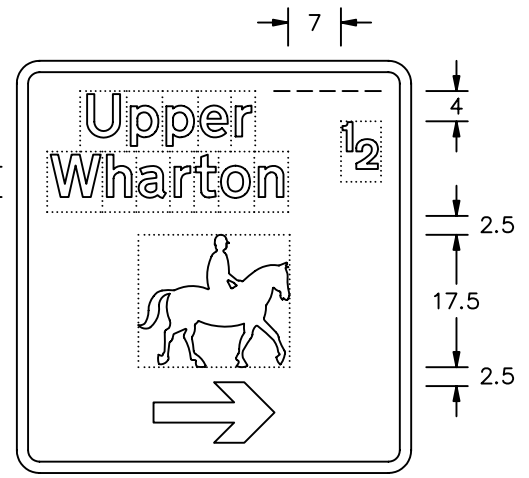
© CROWN COPYRIGHT



capital letter height
35 min
70 max


x-ht
25 min
50 max

VARIANT

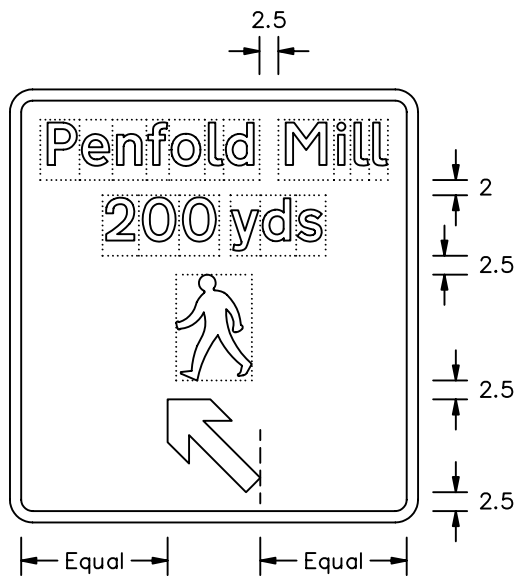


NOTES: 1. The legend shown is from the Transport Medium alphabet. Other lettering style, with capital letter heights as shown, may be used. x-heights shown apply to the Transport alphabet.

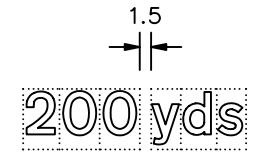
- 2. Symbol details are given on drawings S 2 and S 8.
- 3. The tile outlines do not form part of the signs.
- 4. COLOURS : Any contrasting colours, except red, may be used. Where Transport Alphabet is used, Transport Medium should be used for light characters on a dark background and Transport Heavy for dark characters on a light background.



VARIANT



- 5. DIMENSIONS : x-heights and capital letter heights are in millimetres, other dimensions are in stroke widths. (4sw = x-height) (5.6sw = capital letter height)
- 6. See sheet 2 for other variants. See Chapter 7 of the Traffic Signs Manual for further design guidance.



P2610x1-1

Before using this drawing, confirm that it has not been superseded.

<p><i>Department for</i> Transport</p>	Title: Directional Signs for Pedestrians	Issue: A: 2.6.95	Date: B: 24.3.05	C:	Drawn by: S.P/R.M.	Dimensions: SEE NOTE 5	Drawing No. P 2610.1	
	DIRECTION OF PUBLIC FOOTPATH				Approved by:		Sheet 1 of 2	
	OR BRIDLEWAY				R.M.			

Drawing No.
P 2610.1
Sheet 2 of 2

Related Drawings
S 2 & S 8

Before using this drawing, confirm that it has not been superseded.

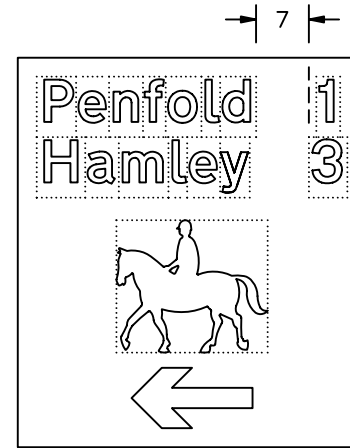
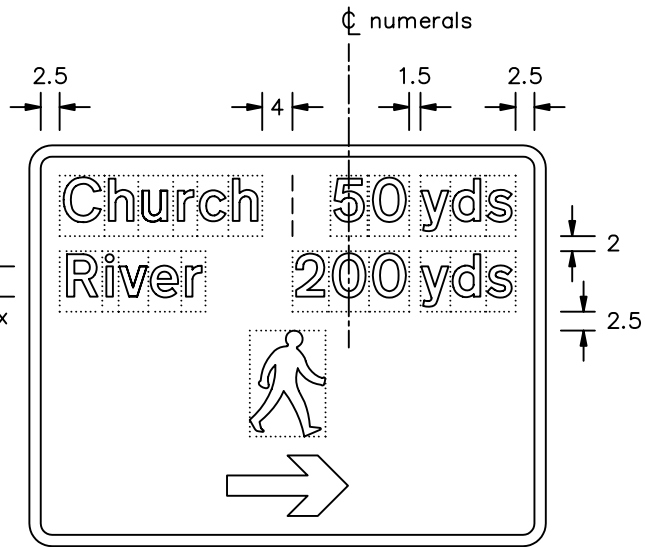
© CROWN COPYRIGHT

NOTES: 1. The legend shown is from the Transport Medium alphabet. Other lettering style, with capital letter heights as shown, may be used. x-heights shown apply to the Transport alphabet.

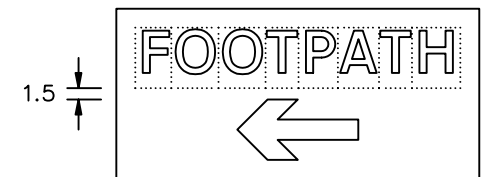
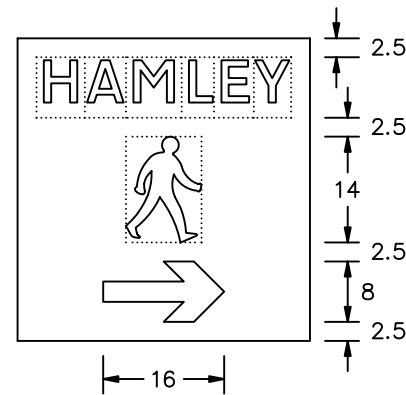
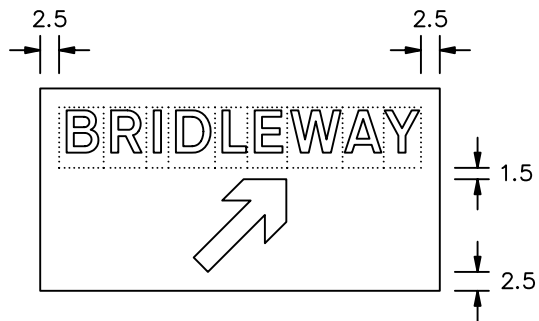
2. Symbol details are given on drawings S 2 and S 8.
3. The tile outlines do not form part of the signs.
4. COLOURS : Any contrasting colours, except red, may be used. Where Transport Alphabet is used, Transport Medium should be used for light characters on a dark background and Transport Heavy for dark characters on a light background.
5. DIMENSIONS : x-heights and capital letter heights are in millimetres, other dimensions are in stroke widths. (4sw = x-height) (5.6sw = capital letter height)
6. See sheet 1 for other dimensions and other variants. See Chapter 7 of the Traffic Signs Manual for further design guidance.

capital letter height
35 min
70 max

$\frac{x-ht}{25 \text{ min}}$
 $\frac{x-ht}{50 \text{ max}}$



For the sign without a border the corners may have a radius of 1.5sw



P2610x1-2

Department for
Transport

Title: Directional Signs for Pedestrians
DIRECTION OF PUBLIC FOOTPATH
OR BRIDLEWAY (variants)

Issue: A: 2.6.95
B: 24.3.05
C:

Date: R.M.
Approved by: R.M.

Dimensions: SEE NOTE 5

Drawing No. P 2610.1
Sheet 2 of 2