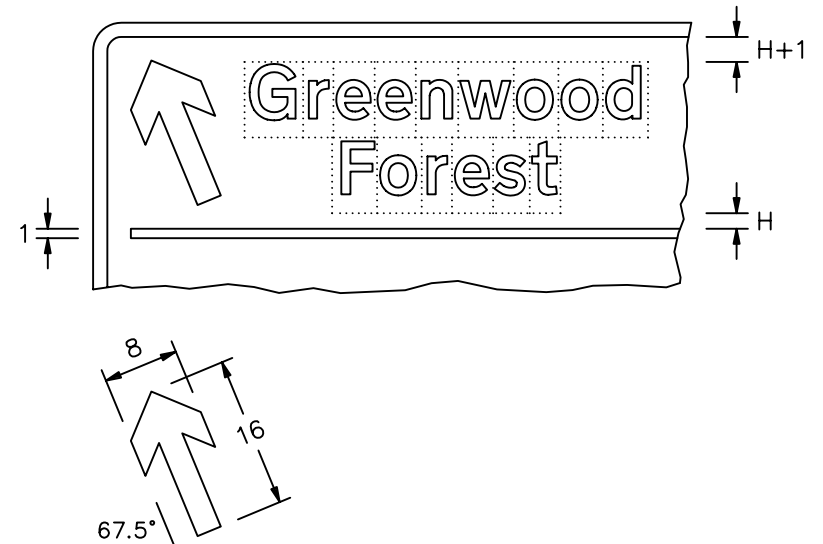


- NOTES: 1. The legend is from the Transport Medium alphabet at the x-heights shown.
2. Details of the tourist attraction symbols are given on the 'T' and 'AT' series of drawings.
3. The tile outlines do not form part of the sign.
4. COLOURS : Background ----- BROWN
 Legend, Symbols & Arrow --- WHITE
 Border & Divider Line ----- WHITE
5. DIMENSIONS : x-heights are in millimetres, other dimensions are in stroke widths. (4sw = x-height)
6. See sheet 2 for variants. See Chapter 7 of the Traffic Signs Manual for further design guidance.

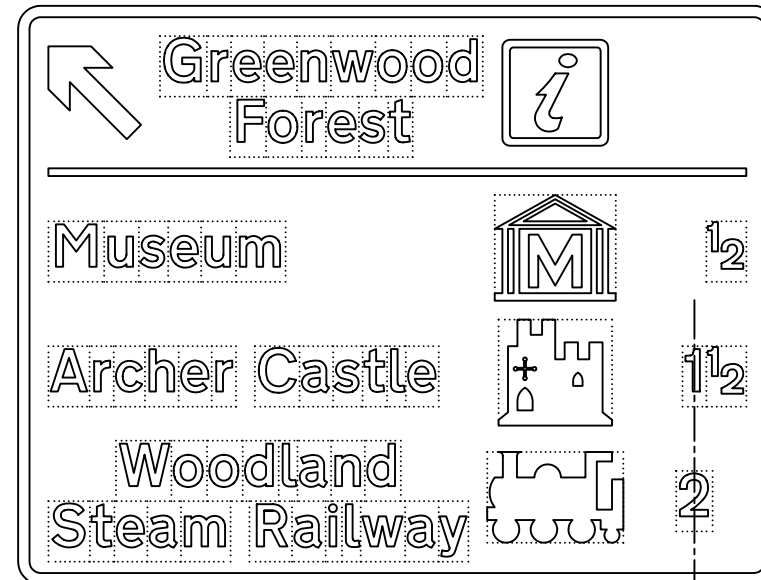
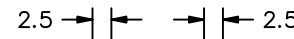
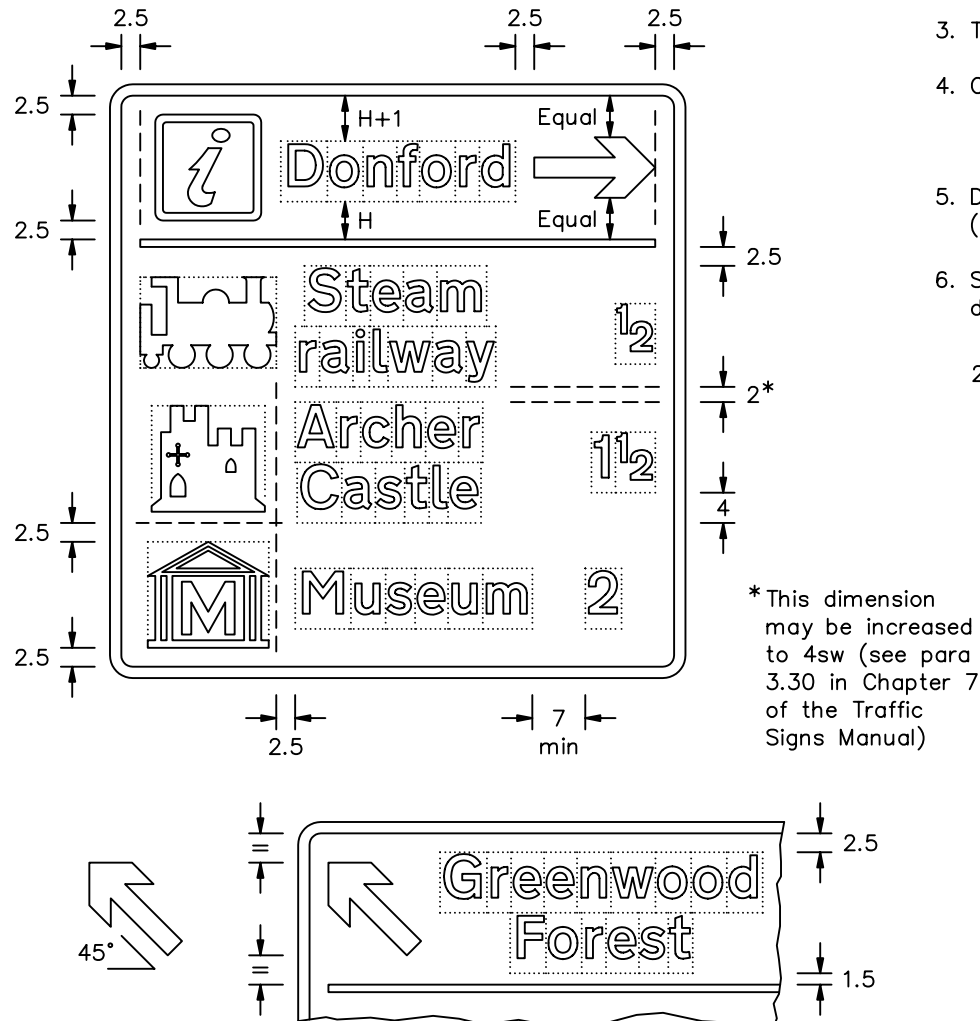


P2215-1

Before using this drawing, confirm that it has not been superseded.

Before using this drawing, confirm that it has not been superseded.

- NOTES: 1. The legend is from the Transport Medium alphabet at the x-heights shown.
2. Details of the tourist attraction symbols are given on the 'T' and 'AT' series of drawings.
3. The tile outlines do not form part of the signs.
4. COLOURS : Background ----- BROWN
Legend, Symbols & Arrow --- WHITE
Border & Divider Line ----- WHITE
5. DIMENSIONS : x-heights are in millimetres, other dimensions are in stroke widths.
(4sw = x-height)
6. See sheet 1 for other dimensions. See Chapter 7 of the Traffic Signs Manual for further design guidance.



When place name is longer, the 'i' symbol may be moved into the space to the right without moving the other symbols

$\frac{x-ht}{60}$ min
300 max

☺ numerals

P2215-2