

Drawing No.
P 637.2
Sheet 1 of 2

Related Drawing
P 636

Before using this drawing, confirm that it has not been superseded.

© CROWN COPYRIGHT

NOTES: 1. The legend is from the Transport Heavy alphabet at the x-height shown.

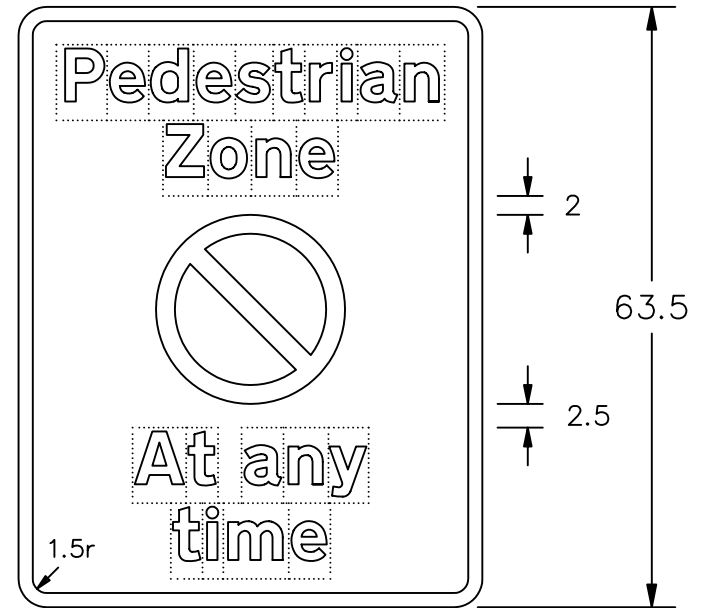
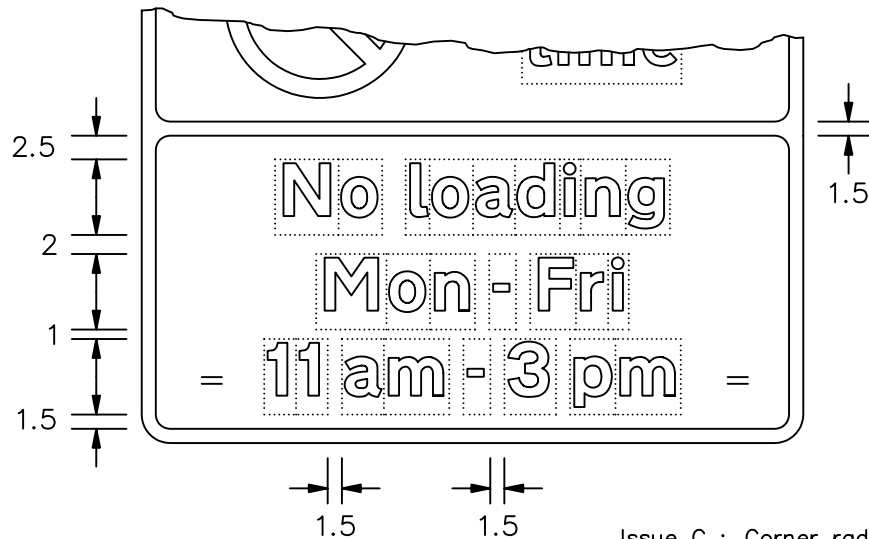
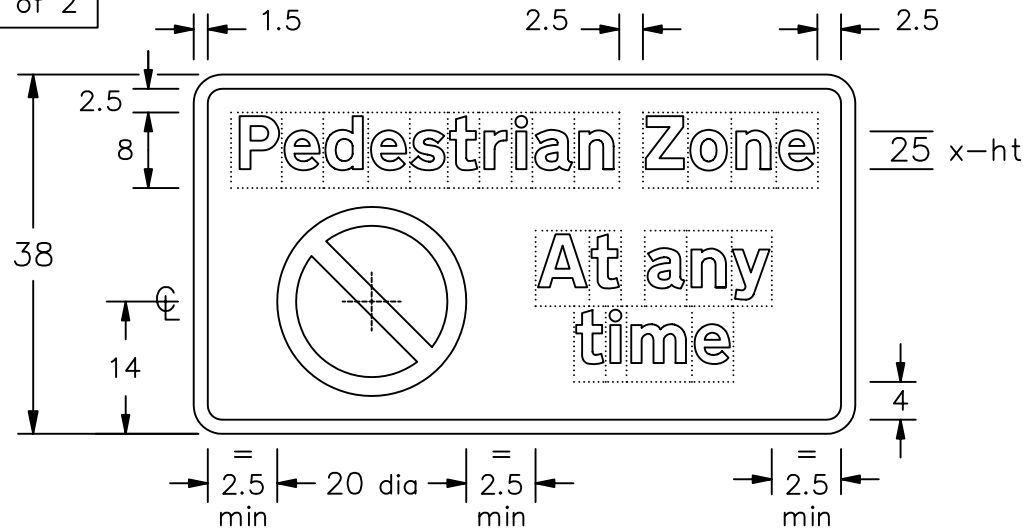
2. The dimensions of the roundel are proportional to those shown on drawing P 636.

3. The tile outlines do not form part of the signs.

4. COLOURS : Background (No waiting panel) --- YELLOW
Background (No loading panel) --- WHITE
Legends & Borders ----- BLACK
Roundel & Bar ----- RED
Roundel background ----- BLUE

5. DIMENSIONS : x-height is in millimetres, other dimensions are in stroke widths. (4sw = x-height)

6. See sheet 2 for other variants.



P637x2-1

Issue C : Corner radius dimension added

Department for
Transport

Title: Regulatory Signs
PEDESTRIAN ZONE
WAITING and LOADING PROHIBITION

Issue: A: 20.7.94
B: 4.7.03
C: 8.7.05

Drawn by: S.P.
Approved by: R.M.

Dimensions: SEE NOTE 5

Drawing No. P 637.2
Sheet 1 of 2

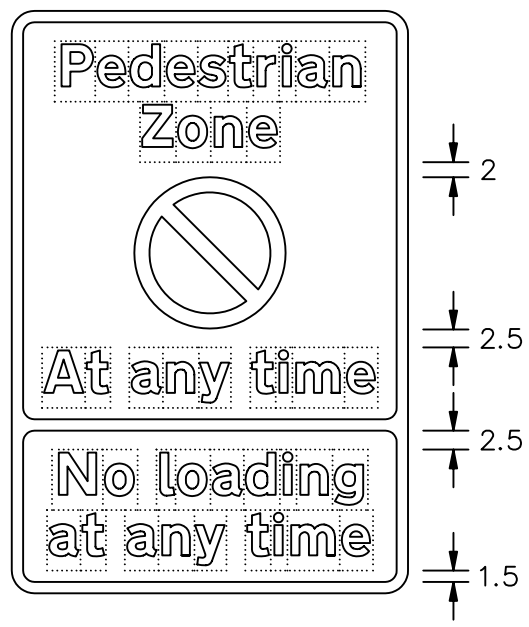
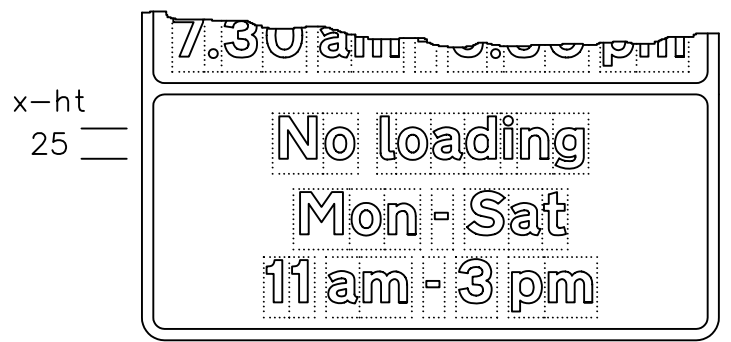
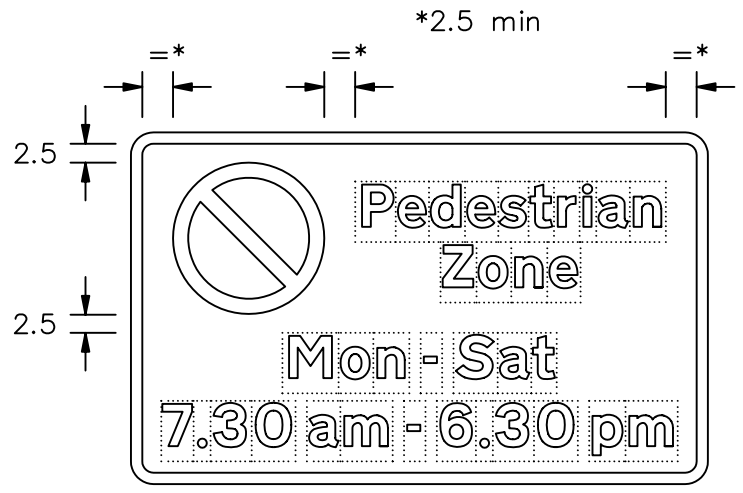
Drawing No.
P 637.2
Sheet 2 of 2

Related Drawing
P 636

Before using this drawing, confirm that it has not been superseded.

© CROWN COPYRIGHT

- NOTES: 1. The legend is from the Transport Heavy alphabet at the x-height shown.
2. The dimensions of the roundel are proportional to those shown on drawing P 636.
3. The tile outlines do not form part of the signs.
4. COLOURS : Background (No waiting panel) --- YELLOW
Background (No loading panel) --- WHITE
Legends & Borders ----- BLACK
Roundel & Bar ----- RED
Roundel background ----- BLUE
5. DIMENSIONS : x-height is in millimetres, other dimensions are in stroke widths. (4sw = x-height)
6. See section 12 in Chapter 7 of the Traffic Signs Manual for further details of time plate design.
7. See sheet 1 for other dimensions and variants.



P637x2-2

Issue C : Sheet 1 amended

<p><i>Department for</i> Transport</p>	<p>Title : Regulatory Signs PEDESTRIAN ZONE WAITING and LOADING PROHIBITION</p>	Issue :	Date :	Drawn by :	Dimensions :	<p>Drawing No. P 637.2 Sheet 2 of 2</p>
		A :	20.7.94	L.W.	SEE	
		B :	4.7.03	Approved by :	NOTE 5	
		C :	8.7.05	R.M.		