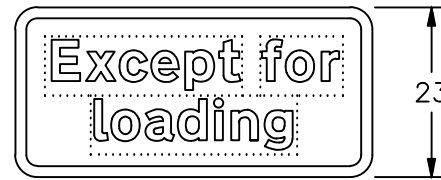
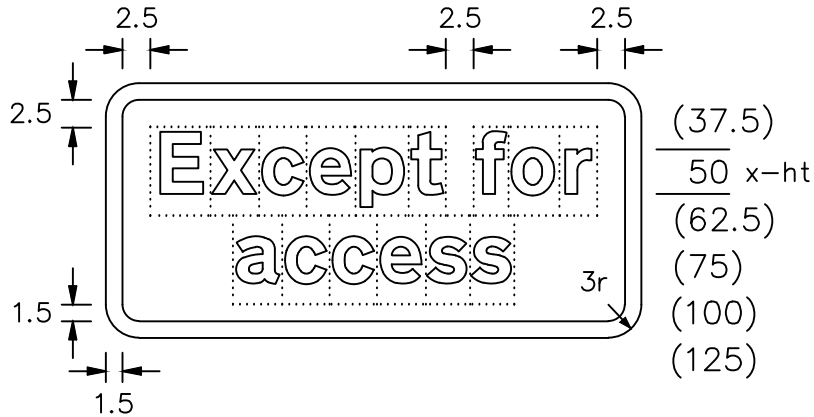


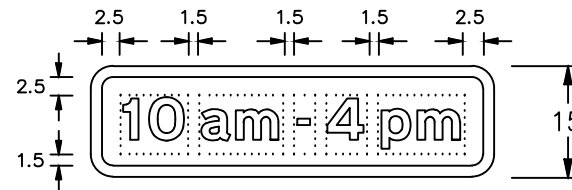
Drawing No.
P 620
Sheet 1 of 4

Before using this drawing, confirm that it has not been superseded.

© CROWN COPYRIGHT

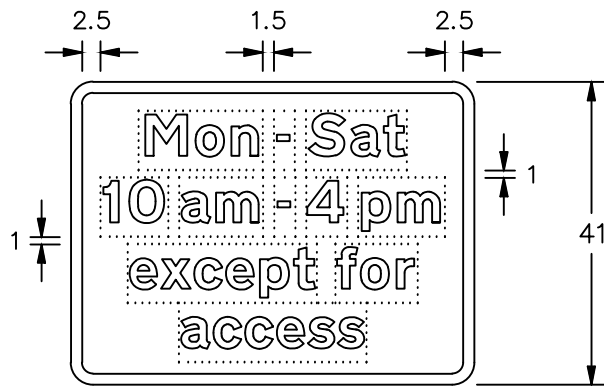


VARIANT

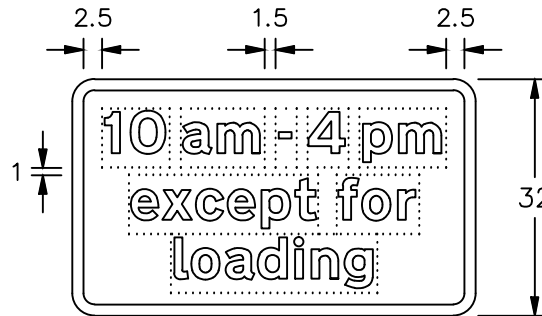


VARIANT

- NOTES:-
1. The legend is from the Transport Heavy alphabet at the x-heights shown.
 2. The tile outlines do not form part of the signs.
 3. COLOURS : Background ----- WHITE
Legend & Border ---- BLACK
 4. DIMENSIONS : x-heights are in millimetres, other dimensions are in stroke widths. (4sw = x-height)
 5. See section 12 in Chapter 7 of the Traffic Signs Manual for further details of time plate design.
 6. See sheets 2 to 4 for other variants.

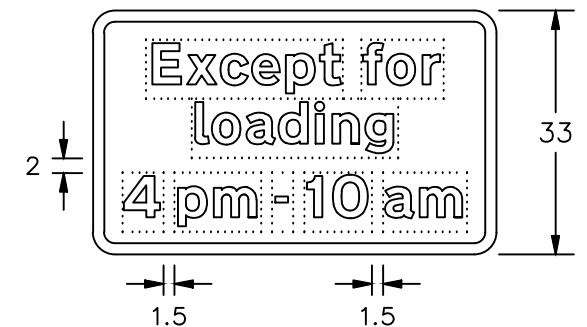


VARIANT



VARIANT

Prohibition applies during times indicated.
Loading permitted at all times.



VARIANT

Prohibition applies at all times. Loading permitted during times indicated.

P620-1

Department for
Transport

Title: Regulatory Signs
SUPPLEMENTARY PLATES
FOR USE WITH PROHIBITORY SIGNS

Issue: Date:
A: 5.7.94
B: 14.2.03
C: 11.11.11

Drawn by: R.M.
Approved by: R.M.

Dimensions: SEE NOTE 4

Drawing No. P 620
Sheet 1 of 4

Drawing No.
P 620
Sheet 2 of 4

Related Drawing
S 45 sheet 1

Before using this drawing, confirm
that it has not been superseded.

© CROWN COPYRIGHT

NOTES: 1. The legend is from the Transport Heavy alphabet.

2. Details of the disabled symbol are given on
dwg. S 45 sheet 1.

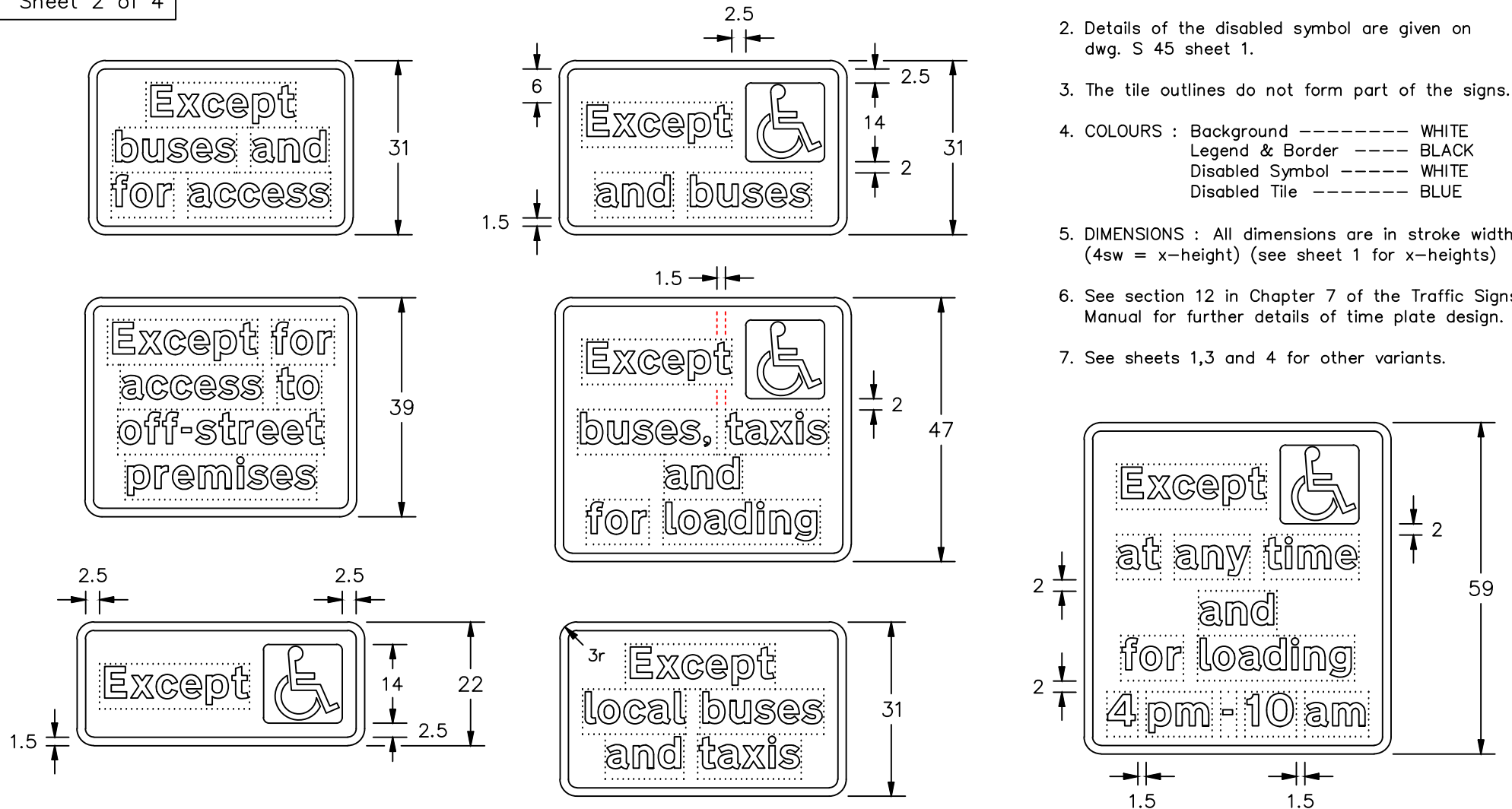
3. The tile outlines do not form part of the signs.

4. COLOURS : Background ----- WHITE
Legend & Border ----- BLACK
Disabled Symbol ----- WHITE
Disabled Tile ----- BLUE

5. DIMENSIONS : All dimensions are in stroke widths.
(4sw = x-height) (see sheet 1 for x-heights)

6. See section 12 in Chapter 7 of the Traffic Signs
Manual for further details of time plate design.

7. See sheets 1,3 and 4 for other variants.



P620-2

Department for
Transport

Title: Regulatory Signs
SUPPLEMENTARY PLATES FOR USE
WITH PROHIBITORY SIGNS (Variants)

Issue: Date:
A: 5.7.94
B: 14.2.03
C: 11.11.11

Drawn by:
R.M.
Approved by:
R.M.

Dimensions:
SEE
NOTE 5

Drawing No.
P 620
Sheet 2 of 4

Drawing No.
P 620
Sheet 3 of 4

Related Drawing
S 45 sheet 1

Before using this drawing, confirm that it has not been superseded.

© CROWN COPYRIGHT

NOTES: 1. The legend is from the Transport Heavy alphabet. The permit code letters are from the Transport Medium alphabet.

2. Details of the disabled symbol are given on dwg. S 45 sheet 1.

3. The tile outlines do not form part of the signs.

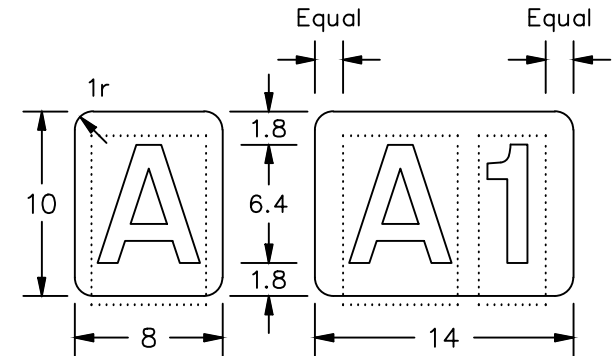
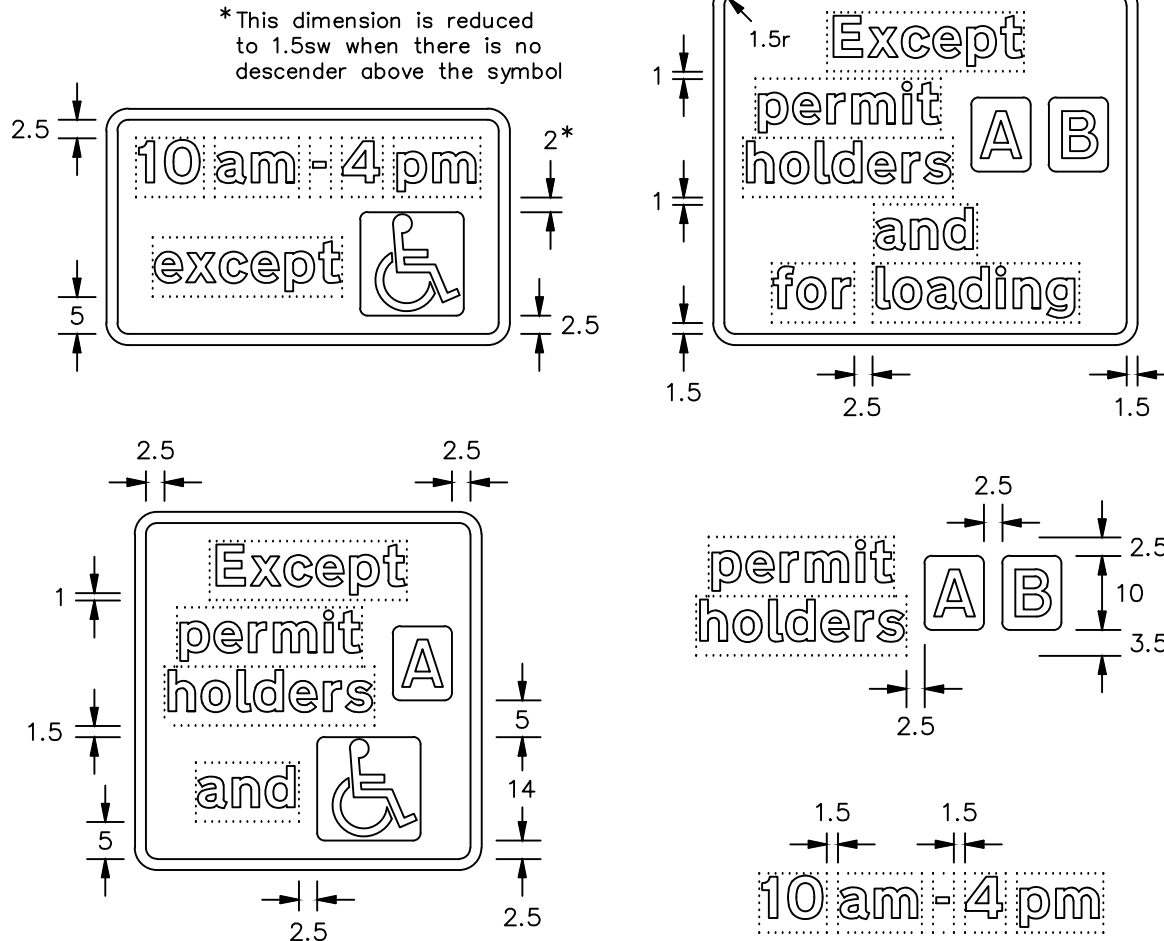
4. COLOURS : Background ----- WHITE
Legend & Border ----- BLACK
Disabled Symbol ----- WHITE
Disabled Tile ----- BLUE

The permit code characters and tiles may be in any contrasting colours

5. All dimensions shown are in stroke widths. (4sw = x-height) (see sheet 1 for x-heights)

6. See section 12 in Chapter 7 of the Traffic Signs Manual for further details of time plate design.

7. See sheets 1, 2 and 4 for other variants.



Tile width is increased to 20sw when third character added

P620-3

Department for
Transport

Title: Regulatory Signs
SUPPLEMENTARY PLATES FOR USE
WITH PROHIBITORY SIGNS (Variants)

Issue: Date:
A: 5.7.94
B: 14.2.03
C: 11.11.11

Drawn by: R.M.
Approved by: R.M.

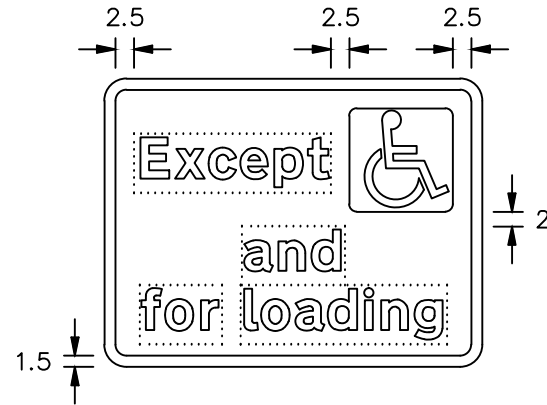
Dimensions: SEE NOTE 5

Drawing No. P 620
Sheet 3 of 4

Drawing No.
P 620
Sheet 4 of 4

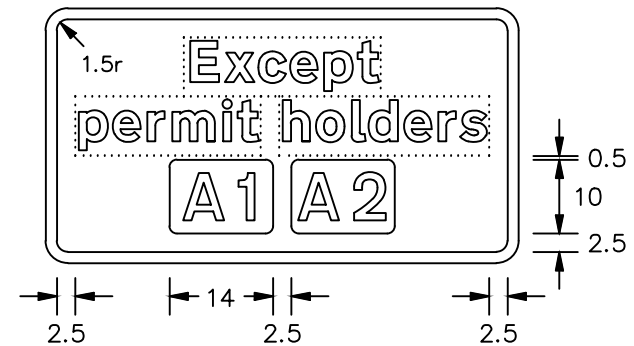

Related Drawing
S 45 sheet 1

© CROWN COPYRIGHT



- NOTES: 1. The legend is from the Transport Heavy alphabet. The permit code letters are from the Transport Medium alphabet.
2. Details of the disabled symbol are given on dwg. S 45 sheet 1.
3. The tile outlines do not form part of the signs.
4. COLOURS : Background ----- WHITE
Legend & Border ----- BLACK
Disabled Symbol ----- WHITE
Disabled Tile ----- BLUE
- The permit code characters and tiles may be in any contrasting colours
5. All dimensions shown are in stroke widths.
(4sw = x-height) (see sheet 1 for x-heights)
6. See sheets 1 to 3 for other variants.

*This dimension is reduced to 2sw when there are no permit code tiles



P620-4

Before using this drawing, confirm that it has not been superseded.

Department for Transport	Title: Regulatory Signs	Issue: Date :	Drawn by :	Dimensions :	Drawing No.
	SUPPLEMENTARY PLATES FOR USE WITH PROHIBITORY SIGNS (Variants)	A: 5.7.94 B: 14.2.03 C: 11.11.11	R.M. Approved by: R.M.	SEE NOTE 5	P 620 Sheet 4 of 4