


Before using this drawing, confirm
that it has not been superseded.

- NOTES: 1. The grid and tile marks do not form part of any sign to which the symbol is applied.
2. Dimensions are given in grid divisions, which are normally equal to 1/4 x-height.
3. COLOURS: –
Legend ----- WHITE
Symbols & Borders ---- WHITE
Thistle Background --- BLUE
Other Backgrounds ---- BROWN
4. The symbol is an 'approved symbol' as referred to in the Traffic Signs Regulations and General Directions 2002, Schedule 16, items 24 and 33, and as such does not require special authorisation.
5. The 'VisitScotland' symbol is shown on drawing T 301.1. 'The National Trust for Scotland' symbol is shown on sheet 3. The legend is from the Times New Roman font.
6. The symbol is for use on signs indicating tourist destinations in Scotland.
7. This symbol arrangement is used on signs where the tourist destination is reached by following a route ahead or to the left. See sheet 2 for the symbol arrangement used on signs where the tourist destination is reached by following a route to the right.



AT303x1-1


<p><i>Department for</i> Transport</p>	<p>Title: Approved Tourist Attraction Symbol (Scotland)</p>	<p>Issue: A: 19.1.04 B: 14.12.05 C:</p>	<p>Date: R.M. Approved by: R.M.</p>	<p>Dimensions: SEE NOTE 2</p>	<p>Drawing No. AT 303.1 sheet 1 of 3</p>
	<p>NATIONAL TRUST FOR SCOTLAND</p>				

Drawing No.
AT 303.1 sheet
2 of 3

Before using this drawing, confirm
that it has not been superseded.

© CROWN COPYRIGHT

- NOTES: 1. The grid and tile marks do not form part of any sign to which the symbol is applied.
2. Dimensions are given in grid divisions, which are normally equal to 1/4 x-height.
3. COLOURS: -
 Legend ----- WHITE
 Symbols & Borders ---- WHITE
 Thistle Background --- BLUE
 Other Backgrounds ---- BROWN
4. The symbol is an 'approved symbol' as referred to in the Traffic Signs Regulations and General Directions 2002, Schedule 16, items 24 and 33, and as such does not require special authorisation.
5. The 'VisitScotland' symbol is shown on drawing T 301.1. 'The National Trust for Scotland' symbol is shown on sheet 3. The legend is from the Times New Roman font.
6. The symbol is for use on signs indicating tourist destinations in Scotland.
7. This symbol arrangement is used on signs where the tourist destination is reached by following a route to the right. See sheet 1 for the symbol arrangement used on signs where the tourist destination is reached by following a route ahead or to the left.



AT303x1-2

Department for
Transport

Title: Approved Tourist Attraction Symbol
(Scotland)
NATIONAL TRUST FOR SCOTLAND

Issue: Date:
A: 19.1.04
B: 14.12.05
C:

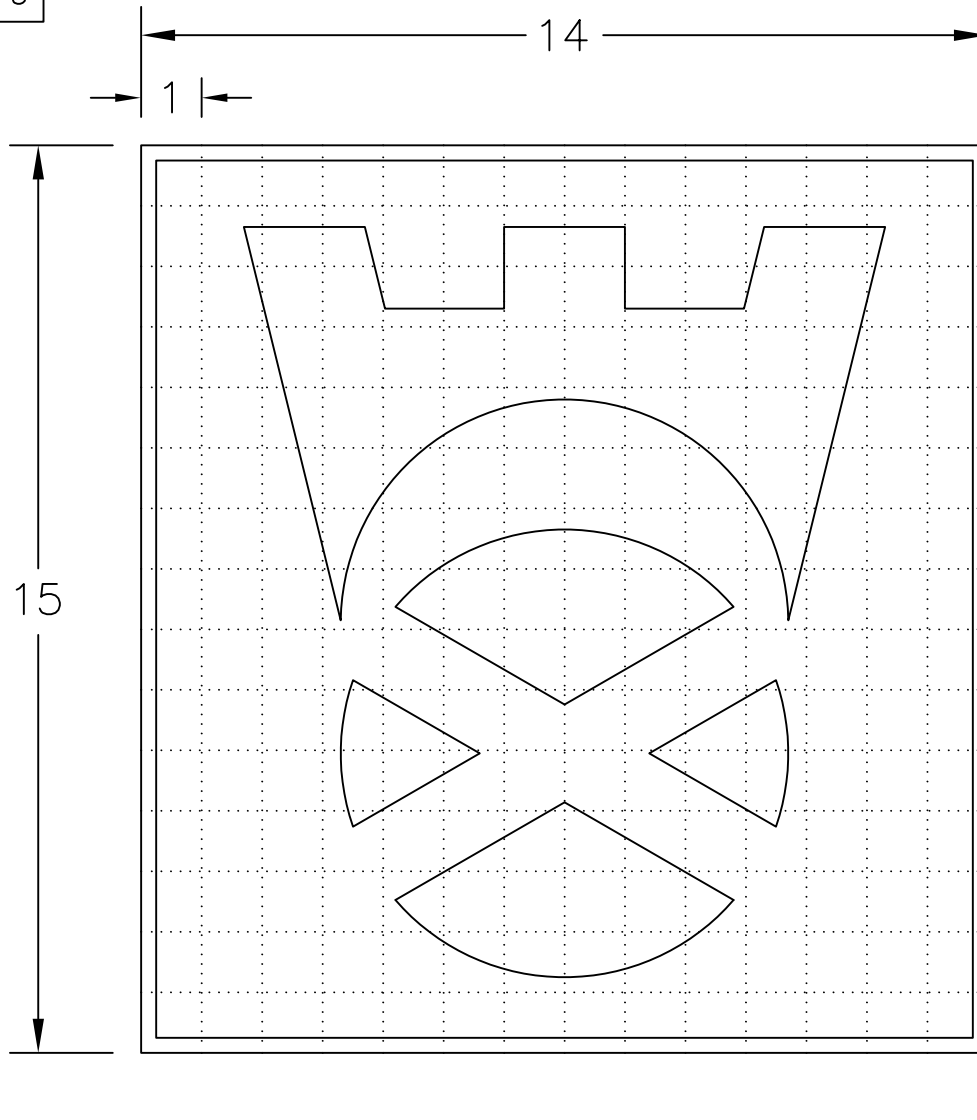
Drawn by:
R.M.
Approved by:
R.M.

Dimensions:
SEE
NOTE 2


Drawing No.
AT 303.1
sheet 2 of 3

Drawing No.
AT 303.1 sheet
3 of 3

© CROWN COPYRIGHT



- NOTES: 1. The grid does not form part of any sign to which the symbol is applied.
2. Dimensions are given in grid divisions, which are normally equal to 1/4 x-height.
3. See sheets 1 and 2 for the combined symbol, including the 'VisitScotland' symbol and the legend 'The National Trust for Scotland'.



AT303x1-3

Before using this drawing, confirm that it has not been superseded.

<p><i>Department for</i> Transport</p>	<p>Title: Approved Tourist Attraction Symbol (Scotland) NATIONAL TRUST FOR SCOTLAND</p>	Issue: A:	Date: 19.1.04	Drawn by:	R.M.	<p>Dimensions: SEE NOTE 2</p>	<p>Drawing No. AT 303.1 sheet 3 of 3</p>
		Issue: B:	Date: 14.12.05	Approved by:	R.M.		