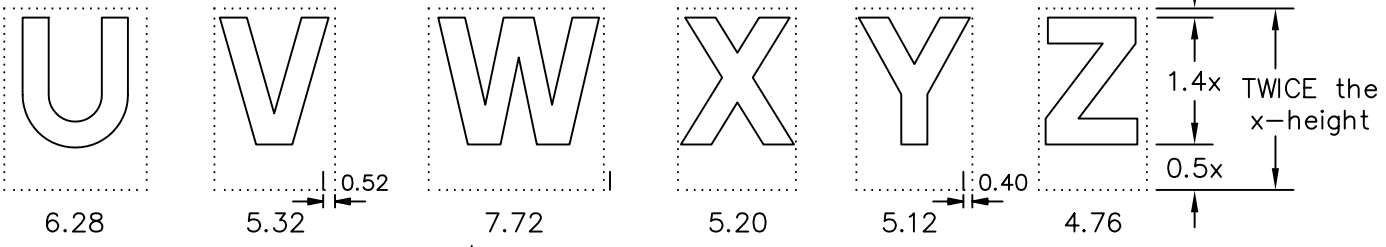
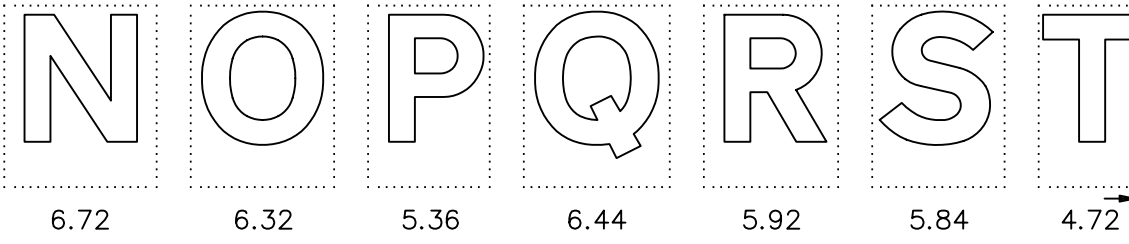
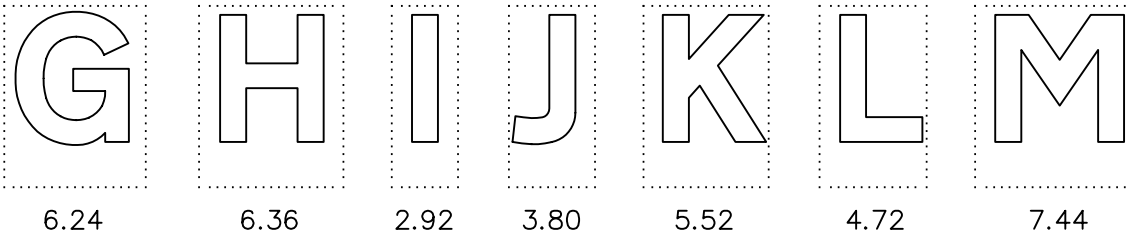
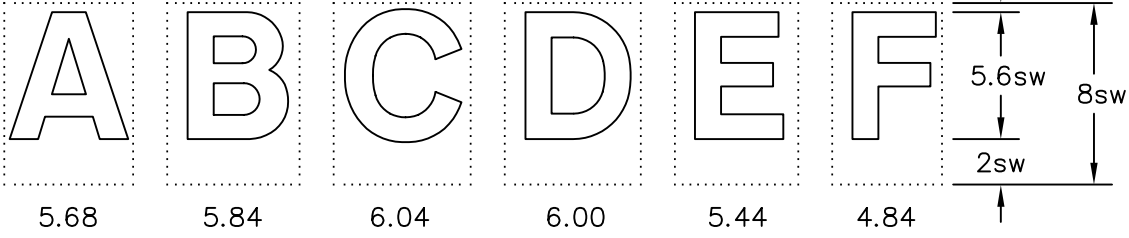


Drawing No.  
TH 1

Related Drawings  
TH 2 & TH 3

© CROWN COPYRIGHT



- NOTES:
1. The letters shown are from the Transport HEAVY alphabet.
  2. The letters are placed on tiles for the purpose of spacing. The tile widths and height are given.
  3. Dimensions are given in stroke widths (sw). 1sw is one quarter of the height of the lower case 'x' (see drawing TH 2). Alphabet sizes are given in x-heights. (4sw = x-height)
  4. COLOUR: BLACK
  5. When upper case letters T, V and Y are followed by lower case letters a, e, g, o, r or u the letters are brought closer together by overlapping the upper case tile with the lower case tile by the small dimension indicated.
  6. When the upper case W is followed by upper case letters T, V, X, Y or Z the larger tile is used.
  7. See drawings TH 2 for lower case letters and punctuation marks, TH 3 for numerals and arrows.

TH1

\* 8.00  
\* see Note 6

Before using this drawing, confirm that it has not been superseded.

Department for  
**Transport**

Title: Alphabets for traffic signs  
TRANSPORT HEAVY  
Upper Case Letters

Issue: Date: Drawn by:  
A: 14.7.94 S.P.  
B: 8.12.03 Approved by:  
C: R.M.

Dimensions:  
STROKE WIDTHS

Drawing No.  
TH 1