



2001 CENSUS OF POPULATION - PARISH PROFILE

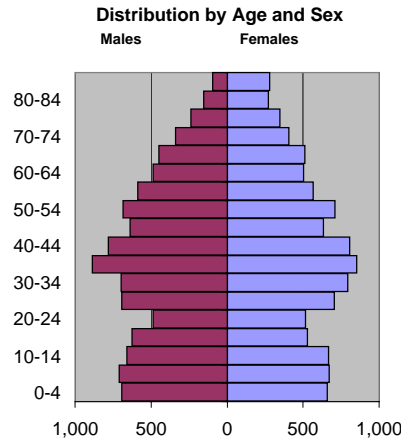
CHILTERN DISTRICT

Parish - Chesham



Total Population	20,343	Total Households	8,212	Area	1,418
Population in Households	20,181	Total Dwellings (1)	8,431	Population density	14.34
Average Household Size	2.46 persons	Economically Active (2)	51.7 %	Unemployment (3)	3.3 %

Age / Gender Structure			
Age	Males	Females	Total
0-4	691	658	1,349
5-9	709	671	1,380
10-14	658	669	1,327
15-19	625	529	1,154
20-24	486	515	1,001
25-29	691	704	1,395
30-34	698	794	1,492
35-39	885	851	1,736
40-44	783	807	1,590
45-49	638	632	1,270
50-54	686	711	1,397
55-59	586	568	1,154
60-64	488	503	991
65-69	450	512	962
70-74	339	405	744
75-79	239	347	586
80-84	153	270	423
85+	94	282	376
Total	9,899	10,428	20,327

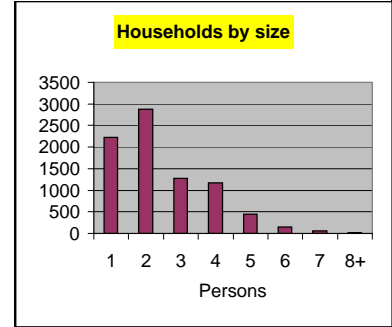


Ethnicity	Number	%
White	18,525	91.15
Mixed Ethnicity	251	1.23
Indian	85	0.42
Pakistani	1,201	5.91
Bangladeshi	37	0.18
Chinese	53	0.26
Caribbean	39	0.19
Other Asian	53	0.26
African	24	0.12
Other ethnic group	56	0.28
Total	20,324	100

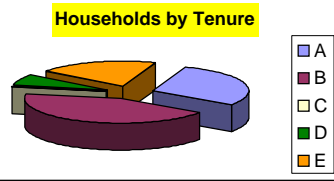
Country of Birth	Number	%
United Kingdom	18,553	91.29
Republic of Ireland	151	0.74
Other EU countries	255	1.25
Elsewhere	1,364	6.71
Total	20,323	100

Household Composition	Number	%
1. One person: non-pensioner	1,093	13
2. One person: pensioner	1,112	14
3. One adult: dependent child(ren)	382	5
4. One adult: all children non-dependent	241	3
5. Two + adults: no children	1,617	20
6. Two + adults: dependent children	1,958	24
7. Two + adults: all children non-dependent	577	7
8. Two or more adults, all pensioners	782	10
9. Other households: dependent children	175	2
10. Other households	274	3
11. All student	0	0
Total	8,211	100

Households by Size	
Persons	Number
1	2,219
2	2,870
3	1,274
4	1,175
5	451
6	146
7	57
8+	21
Total	8,213

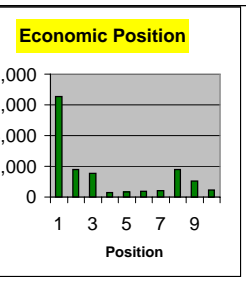


Households - Tenure	Number	%
A - Owner occupied - owned outright	2,402	29.2
B - Owner occupied - with mortgage	3,519	42.9
C - Owner occupied - shared ownership *	47	0.6
D - Rented privately / with job/ from other source @	573	7.0
E - Rented from Housing Association or RSL~	1,671	20.3
Total households	8,212	100



Car Ownership		
by households		
Cars	Households	%
0 car	1,430	17
1 car	3,459	42
2 cars	2,628	32
3 or more	695	8
Total	8,212	100
Total number of cars	11,035	

Economic Position		
	Total	% of Total
<i>Economically active</i>	1. Employees - full time	6,526 44.7
	2. Employees - part time	1,803 12.3
	3. Self-employed	1,546 10.6
	4. Unemployed (2)	298 2.0
	5. Full-time student	343 2.3
<i>Economically inactive</i>	6. Students	392 2.7
	7. Permanently sick or disabled	409 2.8
	8. Retired	1,808 12.4
	9. Looking after home / family	1,035 7.1
	10. Other inactive	455 3.1
Total Persons between 16 and 74 years of age	14,615	100



Travel to Work		
Method of travel	Number	%
Car or Van (C / V)	6,112	66.8
Passenger in C / V	550	6.0
Taxi or Minicab	42	0.5
Train	865	9.5
Bus or Coach	175	1.9
Motor cycle/scooter	95	1.0
Bicycle	150	1.6
On foot	76	0.8
Other	30	0.3
Work at home	1,050	11.5
Total	9,145	100.0

Notes: (1) assumed same as households. (2) Economically active expressed as % of total population (3) Unemployment is the number unemployed as a % of total economically active.
Sources : Key Statistics for Parishes and Standard Tables for Wards, 2001 Census, Crown Copyright 2004

Further Information: For more information about the 2001 Census of Population please contact Gary Bartlett - Planning Information & Monitoring Officer,
c/o Planning Services, Chiltern District Council. Tel: (01494) 732034; Fax: (01494) 586508 or Email: gbartlett@chiltern.gov.uk

Chesham Parish

