

ACHIEVING THE

BUILDING

FOR LIFE

STANDARD

A better place to live

THE STANDARD

The Building for Life standard is the national benchmark for well-designed housing in England. It is awarded to housebuilders and housing associations who demonstrate a commitment to high design standards, good place making and sustainable development.

Supported by the government and the housebuilding industry, the standard awards are open to all new housing schemes. There is no limit to the number of awards given out each year, so if your housing reaches the Building for Life standard, we want to hear from you.

Winners receive an engraved granite flagstone and a Building for Life standard badge to use when promoting the development. The Building for Life standard has two categories:

- Silver standard – winners must fulfil 70 per cent of the Building for Life criteria
- Gold standard – winners must demonstrate the highest standards of design by fulfilling 80 per cent or more of the Building for Life criteria.

To find out which schemes have already been awarded standards visit www.buildingforlife.org

DELIVERING GREAT PLACES TO LIVE

A guide to the Building for Life standard, explaining the 20 criteria and the policy guidance that has informed them, is available to download at www.buildingforlife.org

This guide should be referred to when completing a Building for Life standard application. For a hard copy call CABE on 020 7070 6700 or email enquiries@buildingforlife.org

SELECTION

A cross industry judging panel meet twice a year to review schemes. The panel assess applications and supporting documents against the 20 Building for Life criteria and make site visits to potential award winning schemes.

ELIGIBILITY

A significant proportion of the scheme needs to have been built to be considered for a Building for Life standard. Please do not submit schemes at earlier stages of development.

If a number of developer partners are involved in the project please make this clear on your submission. The contact details supplied should be a representative or agent of the lead developer.

BUILDING FOR LIFE

Building for Life is an initiative led by CABE, the Commission for Architecture and the Built Environment and the Home Builders Federation. It is supported by the Civic Trust, Design for Homes, English Partnerships and the Housing Corporation.

By rewarding builders of the best new developments, we celebrate design excellence in the industry and promote awareness of the importance of good design to consumers.

SCHEME ASSESSMENT

Project name: _____

Location: _____

Client: _____

Architect: _____

Construction start date: _____

Completion date: _____

Please explain how the scheme performs against each criterion in the space provided.

CHARACTER	(internal use only)	ROADS, PARKING AND PEDESTRIANISATION
1 Does the scheme feel like a place with a distinctive character?		6 Does the building layout take priority over the roads and car parking, so that the highways do not dominate?
2 Do buildings exhibit architectural quality?		7 Are the streets pedestrian, cycle and vehicle friendly?
3 Are streets defined by a well-structured building layout?		8 Is the car parking well integrated and situated so it supports the street scene?
4 Do the buildings and layout make it easy to find your way around?		9 Does the scheme integrate with existing roads, paths and surrounding development?
5 Does the scheme exploit existing buildings, landscape or topography?		10 Are public spaces and pedestrian routes overlooked and do they feel safe?

Number of homes:

Density (units per hectare):

Parking ratio:

Planning Authority:

DESIGN AND CONSTRUCTION	(internal use only)
11 Is the design specific to the scheme?	
12 Is public space well designed and does it have suitable management arrangements in place?	
13 Do buildings or spaces outperform statutory minima, such as Building Regulations?	
14 Has the scheme made use of advances in construction or technology that enhance its performance, quality and attractiveness?	
15 Do internal spaces and layout allow for adaptation, conversion or extension?	

ENVIRONMENT AND COMMUNITY	(internal use only)
16 Does the development have easy access to public transport?	
17 Does the development have any features that reduce its environmental impact?	
18 Is there a tenure mix that reflects the needs of the local community?	
19 Is there an accommodation mix that reflects the needs and aspirations of the local community?	
20 Does the development provide (or is it close to) community facilities, such as a school, parks, play areas, shops, pubs or cafés?	

To submit projects for consideration please fill in the details below and complete the scheme assessment on the inside of this document. If you need more space please use a separate piece of paper or download an application form from www.buildingforlife.org

Contact details

Name

Address

Telephone

Email

Submissions must include:


- a site plan showing road layout (either as a Jpeg file or 1:500 A2/A3 print)
- elevational drawings
- floorplan drawings to illustrate layouts of a range of unit types
- photographs of the built scheme to date.

Please list documents provided

Please send submissions to:


Design for Homes
Building Centre
26 Store Street
London
WC1E 7BT

Alternatively you can download an application form from www.buildingforlife.org and email it to info@designforhomes.org (you will also need to email or post supporting documents).




www.buildingforlife.org
enquiries@buildingforlife.org

Building for Life is led by:



Commission for Architecture
and the Built Environment



HOME BUILDERS FEDERATION

in association with the Civic Trust, Design for Homes,
English Partnerships and the Housing Corporation