



department for  
**culture, media  
and sport**



## **DCMS Statistical Bulletin**

# **Alcohol, Entertainment and Late Night Refreshment Licensing**

England and Wales, April 2007 – March 2008

Peter Antoniadou and Benedetta Maggi

DCMS Evidence & Analysis Unit

**30<sup>th</sup> October 2008**

improving  
the quality  
of life for all

Our aim is to improve the quality of life for all through cultural and sporting activities, support the pursuit of excellence, and champion the tourism, creative and leisure industries.

# Contents

Page

## Background

5

History of the Collection

5

Summary of Changes in the Licensing Law

6

## Methodology

7

Changes to the Collection

7

Reporting Methodology

8

Data Quality

8

## Executive Summary

9

Headline Annual Comparisons

11

## COMMENTARY PART 1 – LICENSED PREMISES AT 31<sup>ST</sup> MARCH 2008

13

Premises Licences

13

Club Premises Certificates

14

Personal Licences

14

Regulated Entertainment and Late Night Refreshment

15

24-Hour Alcohol Licences

16

Cumulative Impact areas

18

## COMMENTARY PART 2 – LICENCE ACTIVITY IN 2007/08

19

Premises Licences Activity

19

Club Premises Certificates Activity

20

Personal Licences Activity

21

Completed Reviews

22

Expedited Reviews

24

Hearings, Appeals and Judicial Reviews

24

Temporary Event Notices

25

## Survey Methodology

34

Data amendments

34

Modelling to National Totals

35

National Statistics

35

## Questionnaire with Response Rates

36

## Glossary

41

## Further information

48

<b>FIGURES</b>		<b>Page</b>
1	Premises licences and club premises certificates by activity authorised	9
2	Premises licences, club premises certificates and temporary event notices	10
3	Premises licences by fee band	13
4	Club premises certificates by fee band	14
5	Premises licences and club premises by authorised regulated entertainment	15
6	Premises with 24-hour alcohol licences	16
7	24-hour alcohol licences as a proportion of licences permitted to sell or supply alcohol by local authority	17
8	Number of cumulative impact areas per licensing authority	18
9	Premises licence activity by outcome	19
10	Club premises certificate activity by outcome	20
11	Completed reviews instigated by responsible authority	22
12	Actions taken following completed reviews	23

<b>TABLES</b>		<b>Page</b>
A	Modelled Estimates for Key Statistics, March 2007, March 2008 and Estimated Percentage Change	12
1	Number of Premises Licences, Club Premises Certificates and Personal Licences by Fee Band, England and Wales, 31st March 2008	26
2	Number of Premises Licences and Club Premises Certificates by licensable activity - England and Wales, 31st March 2008	27
3	Number of Premises Licences and Club Premises Certificates by regulated entertainment type - England and Wales, 31st March 2008	28
4	Number of Premises Licences with 24 hour alcohol provisions by premises type - England and Wales, 31st March 2008	29
5	Number of Cumulative Impact Areas - England and Wales, 31st March 2008	29
6	Licence Activity by outcome for England and Wales in 2007/08	30
7	Number of police objections to Personal Licences, and committee hearings - England and Wales in 2007/08	31
8a	Number of completed reviews by type of licence – England and Wales in 2007/08	31
8b	Reason for completed review - England and Wales in 2007/08	31
8c	Number of completed reviews instigated by each Responsible Authority - England and Wales in 2007/08	31
9	Action taken following completed reviews - England and Wales in 2007/08	32
10	Number of Expedited review applications, applications withdrawn and interim steps taken - England and Wales in 2007/08	32
11	Number licences surrendered, lapsed, suspended, revoked, forfeited or withdrawn by licence type, England and Wales in 2007/08	32
12	Number of appeals and judicial reviews for- England and Wales in 2007/08	33
13	Number of Temporary Event Notices - England and Wales in 2007/08	33
	Key Findings by Local Authority Area in 2007/08	ONLINE ONLY, link on page 33

## Background

The Secretary of State for Culture, Media and Sport has policy responsibility in Government for licensing law relating to the sale of alcohol, the provision of regulated entertainment and the provision of late night refreshment in England and Wales under the Licensing Act 2003 (the 2003 Act).

When the 2003 Act came into force on 24 November 2005, it represented the biggest reform in alcohol, entertainment and late night refreshment licensing for over 40 years. At the time, it was estimated that the reforms would impact on around 200,000 businesses, non-profit making clubs; charities, community and voluntary groups, and almost the entire population of England and Wales who live near, or visit, licensed premises.

The 2003 Act combined six regulatory regimes into one system to be run by a single Licensing Authority (LA) in each area (mainly local authorities). This meant transferring responsibility for alcohol licensing from the Courts to local authorities in order to establish a more democratically accountable system which gives local communities a greater say in the decisions that affect them. The 2003 Act put four licensing objectives at the centre of licensing decisions: public safety; the prevention of crime and disorder; the prevention of public nuisance; and the protection of children from harm. The new system aimed to balance greater freedom and flexibility for licensed sectors with tough measures to control problem premises.

## History of the collection

### Liquor Licensing Statistics

'Liquor Licensing in Great Britain' was a statutory triennial publication which contained statistics on the number of applications for liquor licences and the number of licences in force under the 1964 Licensing Act (repealed by the Licensing Act 2003). These statistics were previously produced by the Home Office but DCMS inherited responsibility for presenting them to Parliament, as part of the responsibility for alcohol and entertainment legislation, in 2001. In October 2004, the "[Liquor Licensing in England and Wales, July 2003 – June 2004](#)"<sup>1</sup> was published. In previous bulletins liquor licensing statistics were compiled from returns submitted by Clerks to Justices in England and Wales, and had a reporting period of 1<sup>st</sup> July to 30<sup>th</sup> June. Due to changes in the Licensing law, they are now collected directly from all licensing Authorities in England and Wales, with a reporting period of 1<sup>st</sup> April to 31<sup>st</sup> March in line with the financial year.

### 'Anniversary' Statistics

In October 2006 DCMS released a summary of [licensing key facts](#), approximately one year on from the implementation of the new Licensing Act. Following a small-scale data collection exercise, results based on the returns received from 28% of authorities were released as a fact sheet - as "interim estimates only". Feedback from this questionnaire was used to design and develop the questionnaire used in this National Statistics data collection.

### Alcohol, Entertainment and Late Night Refreshment Licensing 2006/07

In November 2007, DCMS released the first year of [Alcohol, Entertainment and Late Night Refreshment statistics 2006/07](#), following the implementation on the Licensing Act 2003. Overall 87% of Licensing Authorities responded to the 2006/07 licensing collection.

The 2007/08 collection is the second year these statistics have been collected.

---

<sup>1</sup> [http://www.culture.gov.uk/reference\\_library/research\\_and\\_statistics/4865.aspx](http://www.culture.gov.uk/reference_library/research_and_statistics/4865.aspx)

## Summary of changes in the licensing law

The new [Licensing Act 2003](#) changed the way alcohol and entertainment licensing is administered in England and Wales when it came into effect in 24 November 2005. The Act established a single integrated scheme for licensing premises, which is used for the supply of alcohol, to provide regulated entertainment or to provide late night refreshment. Authorisation to carry on some or all of these licensable activities is now contained in a single licence – the premises licence or the club premises certificate.

The new regime aims to provide a balanced package of freedoms and safeguards. It has an important role in the prevention of crime and disorder and public nuisance perpetrated by a minority, and gives the responsible majority more freedom and choice about how they spend their leisure time. The Act also provides certain rights of appeal to the magistrates' court for those who feel aggrieved by decisions made by licensing authorities.

Key measures contained in the Act include:

- Flexible opening hours for premises, with the potential for up to 24 hour opening, seven days a week, subject to consideration of the impact on local residents, businesses and the expert opinion of a range of authorities in relation to the licensing objectives. This will help to minimise public disorder resulting from fixed closing times.
- A single premises licence which can authorise premises to supply alcohol, to provide regulated entertainment and to provide refreshment late at night. This brings together six previous licensing regimes, thereby cutting down on red tape.
- A new system of personal licences relating to the supply of alcohol which enables holders to move more freely between premises where a premises licence is in force.
- Premises licences are issued by licensing authorities (usually local authorities) after scrutiny of all applications by the police and other responsible authorities. Those living in, and businesses operating in, the vicinity of the premises can also make representations about applications.
- Personal licences are issued by licensing authorities after scrutiny of applications by the police where the applicant has been convicted of certain offences.

The explanations of the main features of the licensing regime in this document are provided as an information guide only. They are not a full and authoritative statement of the law and do not constitute professional or legal advice. Any statements in this report do not replace, extend, amend or alter in any way the statutory provisions of the Licensing Act 2003 or any subordinate legislation made under it or statutory guidance issued in relation to it.

## Methodology

This collection is in line with the first Licensing Act 2003 data collection exercise which was conducted last year. This year's exercise is consistent with the previous questionnaire, although some questions have been improved to provide more clarity and new questions have been added to reflect additional changes to the licensing regime. As in the 2007 bulletin, coverage is no longer confined to licences for the sale of alcohol, but is a central collection of data on licences required to put on regulated entertainment or provide late night hot food and drink. The information we are collecting asks for most of the regularly requested information about licensed premises, and will continue to inform our ongoing monitoring of the licensing regime.

A full version of the questionnaire and the individual response rates for each question are on page 37. This year's data collection is the first in which we are able to compare against last year's baseline, following implementation of the Licensing Act 2003. Comparisons of headline national totals for some key statistics are provided on pages 11 and 12.

### Changes from the 2007 collection

There are some changes since the previous collection, which include the following:

- An addition to the question on alcohol provisions, as this year we asked specifically for licences not permitted to sell or supply alcohol.
- For completed reviews, this year the questionnaire included reviews for premises licences following application by police for expedited/summary review under S.53A of the 2003 Act.
- This year for the first time we collected the reason for completed review (from concerns about each licensing objective), and which responsible authorities instigated the completed review.
- In accordance to new powers coming into effect from the Licensing Act 2003 (S.53A), we collected statistics on the number of applications by the chief officer of police for an expedited/summary review of a premises licence because of serious crime and/or serious disorder. We also collected which interim steps were taken following the successful application for an expedited review.
- There is a change to the question on suspended premises licences. Prior to 6 April 2007 these were suspended premises licences following a review, whereas now they are premises licence suspended by a court, under Section 147B(1) of the Licensing Act 2003.
- Closure notices for premises licences (prohibited from selling alcohol for 48 hours following a closure notice under S.169A) were collected for the first time.
- The overall response rate has improved from 87% to 97%, with just ten Licensing Authorities not able to respond this year. However the response rate differed for each question (please see Survey Methodology on page 34 for full details).

### Changes to the Liquor Licensing collection

It is not possible to make comparisons to previous "Liquor Licensing" series due to changes in collection methods and coverage of different statistics to previous reports. The major changes since the Liquor Licensing collection include:

- Much information collected in this report, had not been collected prior to 2006/07, including the split of licences by fee band.
- A number of new sectors are now covered by premises licences such as takeaways (outside London), boats and circuses.
- A change in reporting period from 1<sup>st</sup> July - 30<sup>th</sup> June to 1<sup>st</sup> April – 31<sup>st</sup> March in line with the financial year.
- A change in overall response rate from over 99% in the Liquor Licensing collection to around 97%<sup>2</sup> this year due to a different collection process. However this collection is the first central collection of entertainment licensing statistics.

---

<sup>2</sup> The response rate varies for each question and is noted throughout the bulletin.

## Reporting methodology

Within the commentary figures have been rounded. If greater than 1,000, figures have been rounded to the nearest hundred, whereas figures between 1000 and 100 have been rounded to the nearest ten. All figures below 100 have not been rounded and are shown in full. The figures in all supporting tables, both within this bulletin and online, have not been rounded (Except Table A, which has been rounded to the nearest hundred).

Some percentages in the tables and figures may not add up to 100% due to rounding.

Also within the commentary, where a percentage split is shown it corresponds to the percentage of *valid responses*, i.e. the split shown adds up to 100% but excludes unknown values. Therefore these splits should **not** be used to scale up to a total. The tables at the back of this bulletin report both valid percentages and total percentages including these unknowns.

## Data quality

The questionnaire was sent out to 378 Licensing Authorities, however two Licensing Authorities<sup>3</sup> submitted a joint response, therefore the total number of Licensing Authorities in the collection has reduced by one to 377. In total we received 367 completed returns out of a possible 377, and every effort has been made to ensure that the data reported in this bulletin is as robust as possible. As there were some changes from the 2007 collection, the questionnaire was tested with a number of Licensing Authorities and licensing software providers prior to being sent out (both in face-to-face meetings and by e-mail testing). Additionally, clear and easy-to-use guidance was included with the electronic form and a number of automatic validation checks were built in, along with an error summary sheet which highlighted any errors or missing values throughout the questionnaire. Error checks included:

- The “any regulated entertainment” total was no higher than the total number of licences that authority had in force, and no lower than the highest entertainment type category.
- Sub-category splits equalled the totals, e.g. the sum of premises licences with alcohol provisions and non-alcohol provisions was no more than the total number of premises licences in force.

However, the quality of the data varied noticeably from question to question and there were some inconsistencies between Licensing Authority returns. A number of errors were flagged up in further validity checks and each LA was contacted where necessary in an attempt to rectify these. Alterations were made to some answers where LAs were unable to correct themselves or could not be recontacted. Comments from individual LAs on their returns from the collection process, and in general have been published as notes alongside the full online tables.

As this is the second year of this collection, the data quality has generally improved as Licensing Authorities have had time to develop their licensing software systems, and they have had some experience of answering the majority of the questions in last year’s questionnaire. We are continuing to work with licensing software providers to help minimise the burden on Licensing Authorities, and make the statistics we ask for easier to extract from their systems. We expect the data quality to continue to improve in future collections.

Further explanation of survey methodology can be found on page 34.

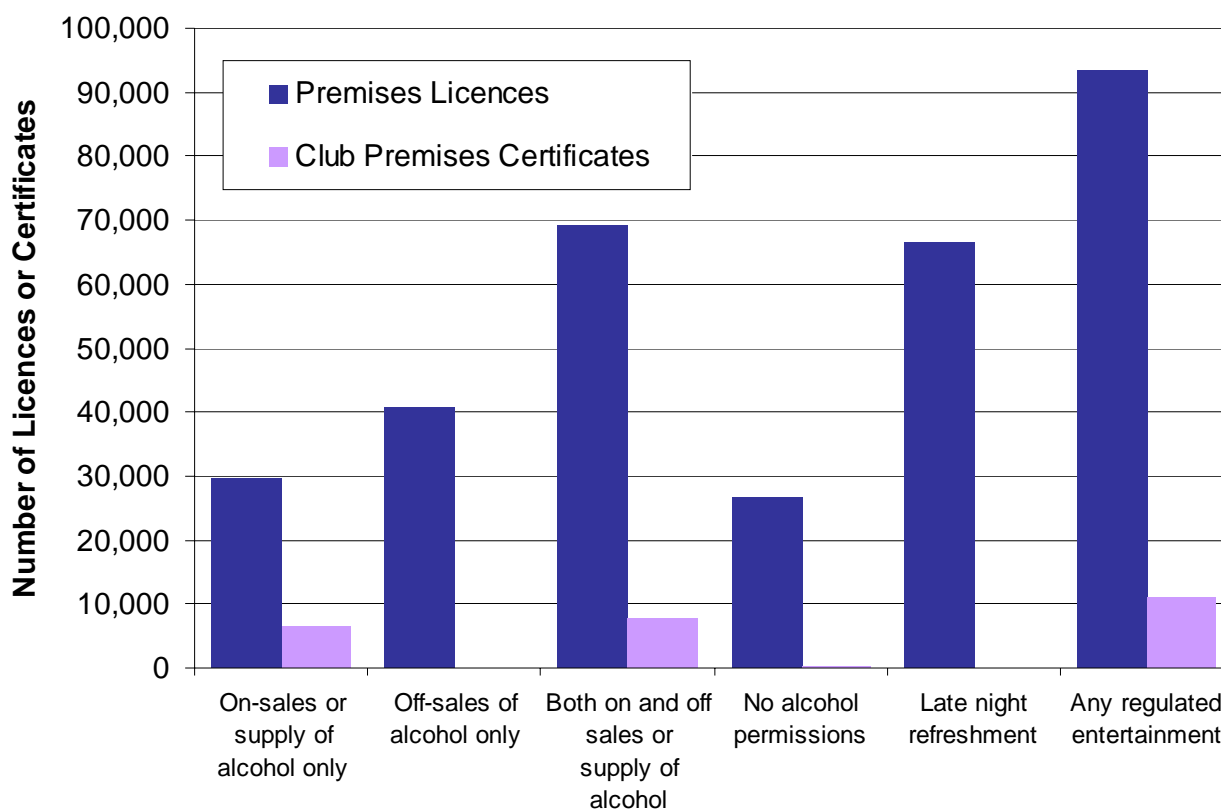
---

<sup>3</sup> Conwy Licensing Authority and Denbighshire Licensing Authority

## Executive Summary

The following results are based only on the completed returns received and therefore will be an **underestimate** of the full picture in England and Wales. Returns from 97% of LAs were received in total, but the response rate differed for each question.

- 207,800 licences and certificates were in force in England and Wales on 31<sup>st</sup> March 08. 190,800 were premises licences and 17,100 were club premises certificates. There were also 338,900 personal licences. [Based on 97% of all LAs]
- 155,400 licences and certificates in force were authorised to sell alcohol, and 27,000 were not permitted to sell alcohol. 40,600 premises licences were authorised for off-sale of alcohol only. 36,300 licences authorised on-sale of alcohol only, of which 6,700 were club premises certificates, and an additional 76,900 allowed both on and off sales, of which 7,800 were club premises certificates. [approx. 85% response rate]
- Just over 66,500 premises were licensed for late night refreshment. [85% response]
- 93,400 premises licences and 11,100 club premises certificates were authorised for any form of entertainment. Over 362,000 regulated entertainment activities were authorised; the most common types of which were playing of recorded music and the staging of live music. [This is based on 82% and around 65% of all LAs respectively]
- There were 6,300 premises with 24-hour licences of which 3,900 were hotel bars<sup>4</sup>, 1,300 supermarkets, 640 pubs, bars and nightclubs, and 580 other premises types. [93% response]

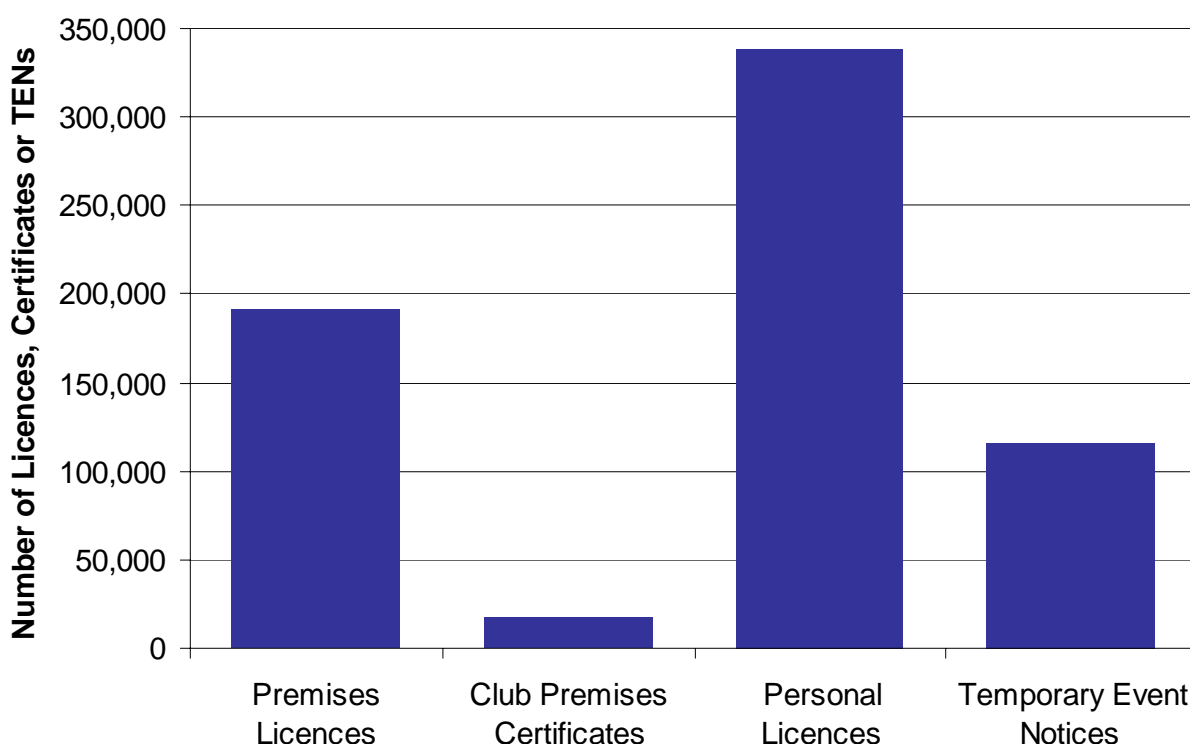


**FIGURE 1: PREMISES LICENCES AND CLUB PREMISES CERTIFICATES BY ACTIVITY AUTHORISED<sup>5</sup>, ENGLAND AND WALES, 2007/08**

<sup>4</sup> Around 3,100 of which are available 24 hours to residents and their private guests only. Prior to the 2003 Act, hotels were similarly authorised to sell alcohol outside of permitted licensing hours and were able to apply to keep this provision under 'grandfather rights'.

<sup>5</sup> A premises licence can authorise any, a combination, or all of i) the sale or supply of alcohol ii) late night refreshment iii) any regulated entertainment. A club premises certificate can authorise either i) or iii) or both.

- There were 12,400 new applications for premises licences and around 94% of outcomes resulted in the licence being granted. New premises licences granted in the year to 31 March 2008 made up 6 percent of the total number of premises licences. [around 95% response rate]
- 200 applications were made for club premises certificates, with just 3 refused. There were also over 50,000 applications made for new personal licences with 99 percent granted. [approx. 95% response]
- Over 1,000 reviews were completed in this reporting period, with around 90% were premises licences following an application for a review. Over half the reviews were instigated by the Police, and the main reason for completed review was 'Crime and Disorder'. [97%- 90% response rate]
- In around 160 of these cases, the operating hours for the licence was modified following the review and 620 reviews resulted in other conditions were added or modified. [95% response]
- Following a completed review, 170 licences or certificates were suspended and 160 premises licences were revoked or club premises certificates withdrawn. [95% response]
- 5,200 premises licences and club premises certificate applications, and 320 personal licence applications went to a committee hearing in 2007/08. [approx. 95% response]
- There were 115,100 Temporary Event Notices in the year to March 2008. [97% response]



**FIGURE 2: PREMISES LICENCES, CLUB PREMISES CERTIFICATES AND TEMPORARY EVENT NOTICES, ENGLAND AND WALES, 2007/08**

## Headline Annual Comparisons

As this is the second year of this statistical bulletin we are able to make some comparisons of key statistics between collections. However, as the number of Licensing Authorities answering each question was different between the two years (see Annex A), we needed to model the data to allow for meaningful and accurate comparisons<sup>6</sup>.

2007 and 2008 figures have been scaled up for some of the key questions so that they represent the estimated total figures for England and Wales (please see “survey methodology – modelling to national totals” on page 35 for full details.)

Comparisons between 31<sup>st</sup> March 2007 and 31<sup>st</sup> March 2008 for England and Wales have been **estimated**, and are as follows (rounded to the nearest hundred):

- The total number of premises licences in England and Wales (scaled up to 100%, i.e. all Licensing Authorities) was 185,000 in 2007 and 195,500 in 2008. Therefore there was an estimated 6% increase in the number of premises licences over the 12 month period.
- The total number of club premises certificates in England and Wales was 17,500 in both 2007 and in 2008. Therefore there was no change in the total number of club premises certificates over the 12 month period.
- There were 291,300 personal licences in 2007 and 347,700 in 2008. This means an estimated 19% increase in the total number of personal licences.
- The total number of premises licences with ‘on-sales of alcohol only’ was 32,800 in 2007 and 34,600 in 2008, an increase of around 5%.
- The number of ‘off-sales alcohol only’ premises licences was 44,500 in 2007 and 47,000 in 2008 (around a 6% increase). The total number of premises licences with ‘both on and off sales only’ increased by approximately 4% from 77,900 licences in 2007 to 80,800 in 2008.
- The total number of ‘on-sales alcohol only’ club premises certificates in 2007 was 7,100. This increased by around 10% to 7,800 as in 2008. There was also an estimated 10% decrease over the same 12 month period for club premises certificates with ‘both on and off-sales of alcohol only’ from 10,400 in 2007 to 9,200 in 2008.
- The total number of licences permitting late night refreshment increased from around 67,500 in 2007 to 76,800 in 2008 – an approximate 14% increase over the year.
- The total number of premises licences permitted for any regulated entertainment was 104,600 in 2007 and around 112,400 in 2008 (an approximate 7% increase). The number of club premises certificates with provisions for any regulated entertainment remained around 13,500.
- The total premises licences with live music provisions were 74,200 in 2007 and 80,500 in 2008 which is an estimated 8% increase. The total club premises certificates with provisions for live music remained around 11,000. Overall the estimated total number of live music licences or certificates was 91,000 as at March 31<sup>st</sup> 2008 (7% annual increase).
- The number of premises with 24-hour alcohol licences in England and Wales was 5,900 in 2007 and 6,700 premises in 2008. This represents an increase of around 14%. Hotels - the main premises type that have 24 hour licences to sell or supply alcohol - saw an estimated 11% increase to 4,100 licences over the past year.

---

<sup>6</sup> However there is still a degree of uncertainty with these modelled estimates, and they should only be used as a guide to show the general direction of change.

- o The number of completed review increased from 800 in the 12 month period from 1<sup>st</sup> April 2006 - 31<sup>st</sup> March 2007 to just over 1,000 for 1<sup>st</sup> April 2007 – 31<sup>st</sup> March 2008.
- o The number of Temporary Event Notices increased less than a 1% from 118,000 in the 12 month period from 1<sup>st</sup> April 2006 - 31<sup>st</sup> March 2007 to 119,100 for 1<sup>st</sup> April 2007 – 31<sup>st</sup> March 2008.

**Table A: Modelled Estimates for Key Statistics, March 2007, March 2008 and Estimated Percentage Change**

	31st March 2007	31st March 2008	Estimated Percentage Change
Premises Licences	185,000	195,500	6%
Club Premises Certificates	17,500	17,500	0%
Personal Licenses	291,300	347,700	19%
Premises Licences On-sales of alcohol only	32,800	34,600	5%
Premises Licences Off-sales or supply of alcohol only	44,500	47,000	6%
Premises Licences Both on and off sales or supply of alcohol	77,900	80,800	4%
Club Premises Certificates On-sales of alcohol only	7,100	7,800	10%
Club Premises Certificates Both on and off sales or supply of alcohol	10,400	9,200	-11%
Late Night Refreshment	67,500	76,800	14%
Premises Licences with any regulated entertainment	104,600	112,400	7%
Premises Licences with live music provisions	74,200	80,500	8%
Premises Licences with recorded music provisions	94,900	100,000	5%
Club Premises Certificates with any regulated entertainment	13,400	13,500	1%
Club Premises Certificates with live music provisions	11,100	10,900	-2%
Club Premises Certificates with recorded music provisions	11,800	12,000	2%
Premises with 24 hour alcohol licences	5,900	6,700	14%
of which: Pubs, Bars and Nightclubs	600	700	17%
Supermarkets and Stores	1,100	1,300	19%
Hotel Bars	3,700	4,100	11%
Other premises type	500	600	26%
Total number of completed reviews	800	1,000	29%
Valid Temporary Event Notices given to Licensing Authority	118,000	119,100	1%

\*All figures in Table A have been rounded to the nearest hundred.

## Commentary – Part 1

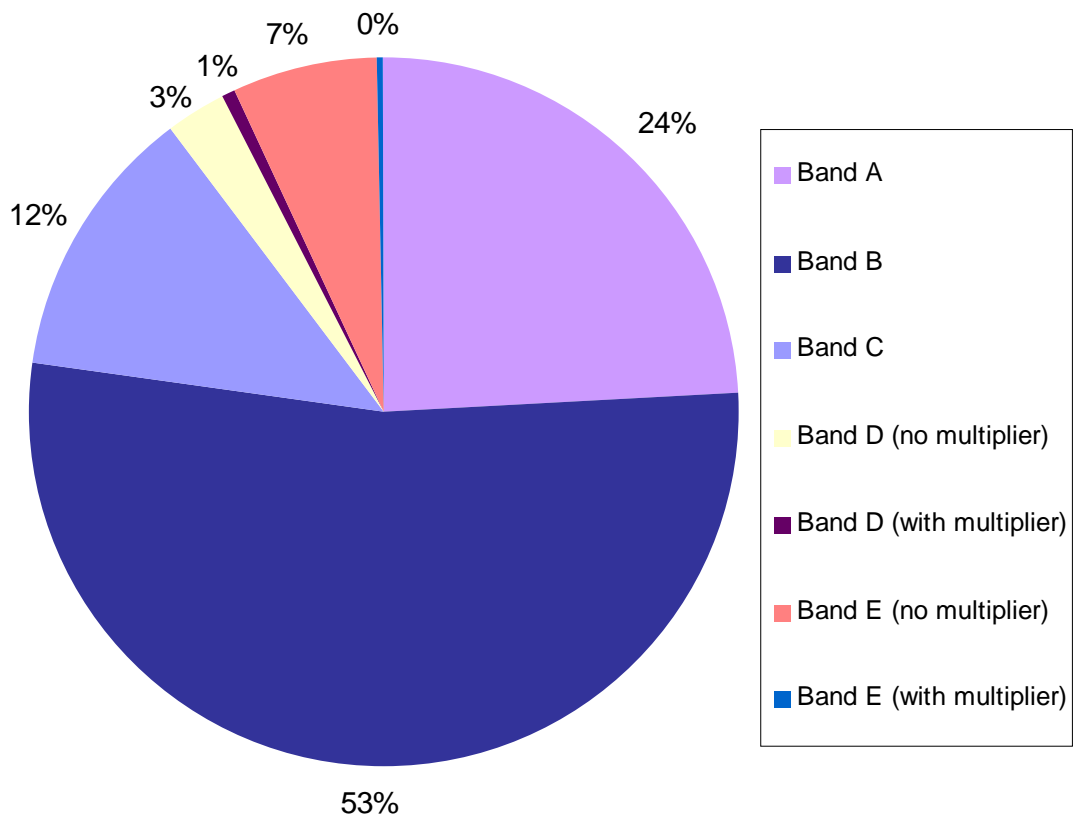
### Premises Licences

97% of LAs submitted a figure for premises licences. However just 82% provided a split by fee band, 93% provided a number with no fee applicable, and around 85% provided information on alcohol permissions.

A premises licence can be used for the sale or supply of alcohol, the provision of regulated entertainment or the provision of late night refreshment or any combination of these activities, under the Licensing Act 2003.

- On 31 March 2008 there were 190,800 premises licences in force in England and Wales.
- Around three quarters of premises licences have authorisation to sell alcohol<sup>7</sup>. On 31<sup>st</sup> March 2008 there were 29,700 premises licences with on-sales only alcohol licences and 40,600 with off sales only alcohol licences. 69,200 licences had both on and off sales of alcohol licences in force, and a further 1,400 had permissions to sell or supply alcohol but did not specify in what capacity. 26,700 premises licences were not permitted for the sale or supply of alcohol, and alcohol permissions were unknown in 23,300 premises licences.

Each premises licence has a fee band which is based on its non-domestic rateable value. The fee bands give a broad indication of the size of the premises, the scale of the business, turnover etc. The number of premises licences split by premises fee band were 39,200 in Band A; 86,600 in Band B; 20,100 in Band C; 4,400 in Band D (no multiplier); 860 in Band D (with multiplier)<sup>8</sup>; 10,700 in Band E [no multiplier] and 670 in Band E (with multiplier). These totals include some of the 11,700 premises licences that didn't attract a fee but still had a fee band based on the non-domestic rateable value, where the fee band was known. The fee band was unknown for 28,100 premises licences.



**FIGURE 3: PREMISES LICENCES BY FEE BAND, ENGLAND AND WALES, 31 MARCH 2008**

<sup>7</sup> For 12 percent of premises licences the alcohol permissions were unknown.

<sup>8</sup> See Glossary for definition of the Band D and E multiplier.

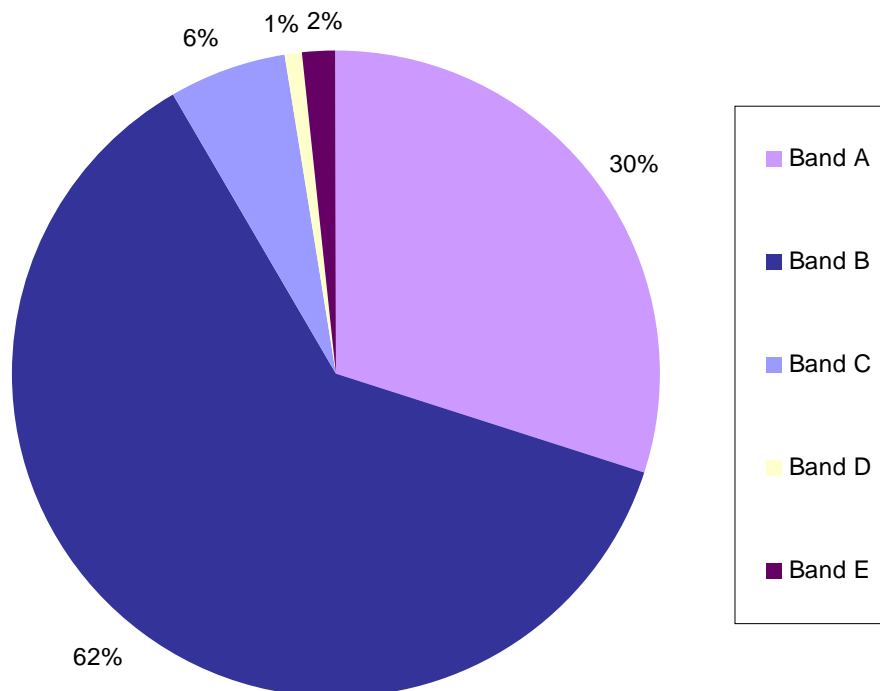
## Club Premises Certificates

97% of LAs submitted a figure for club premises certificates. However just 81% provided a split by fee band, and 89% provided a number with no fee applicable.

The Licensing Act 2003 recognises that non-profit making members clubs give rise to different issues for licensing law than commercially run premises selling direct to the public. These qualifying club (such as the Royal British Legion, working men's or cricket or rugby clubs) are generally organisations where members join together for a particular social, sporting or political purpose and then combine to purchase alcohol in bulk for its members.

- On 31 March 2008 there were 17,100 club premises certificates in force<sup>9</sup> in England and Wales.
- More than eight in ten club premises certificates had a permission to supply alcohol.<sup>10</sup> 6,700 club premises certificates authorised on-sale or supply only alcohol licences, 7,800 were authorised for both off and on sales or supply of alcohol and a further 100 had permissions to sell alcohol but did not specify in what capacity. 310 club premises certificates were not permitted for the sale or supply of alcohol. Alcohol permissions were unknown in 2,200 club premises certificates.

The split of these club premises certificates by their fee band (based on its non-domestic rateable value) are as follows: 4,300 were in Band A; 8,800 in Band B; 850 in Band C; 120 in Band D; and 240 in Band E. These totals include some of the 330 club premises certificates that didn't attract a fee, but still had a band, where known. The fee band was unknown for 2,700 club premises certificates.



**FIGURE 4: CLUB PREMISES CERTIFICATES BY FEE BAND, ENGLAND AND WALES, 31 MARCH 2008**

(Percentages in figure 4 do not add up to 100% due to rounding.)

## Personal Licences

97% of LAs submitted a figure for personal licences.

The personal licence is separate from the licence which authorises the premises to be used for the supply of alcohol.

- In the year ending March 2008 there were 338,900 personal licence holders.

<sup>9</sup> Some clubs have a premises licence instead of a club premises certificate (therefore are included in the previous section). A small number may have both (therefore are included in both sections).

<sup>10</sup> For 13 percent of Club Premises Certificates the alcohol permissions were unknown.

## Regulated Entertainment and Late Night Refreshment

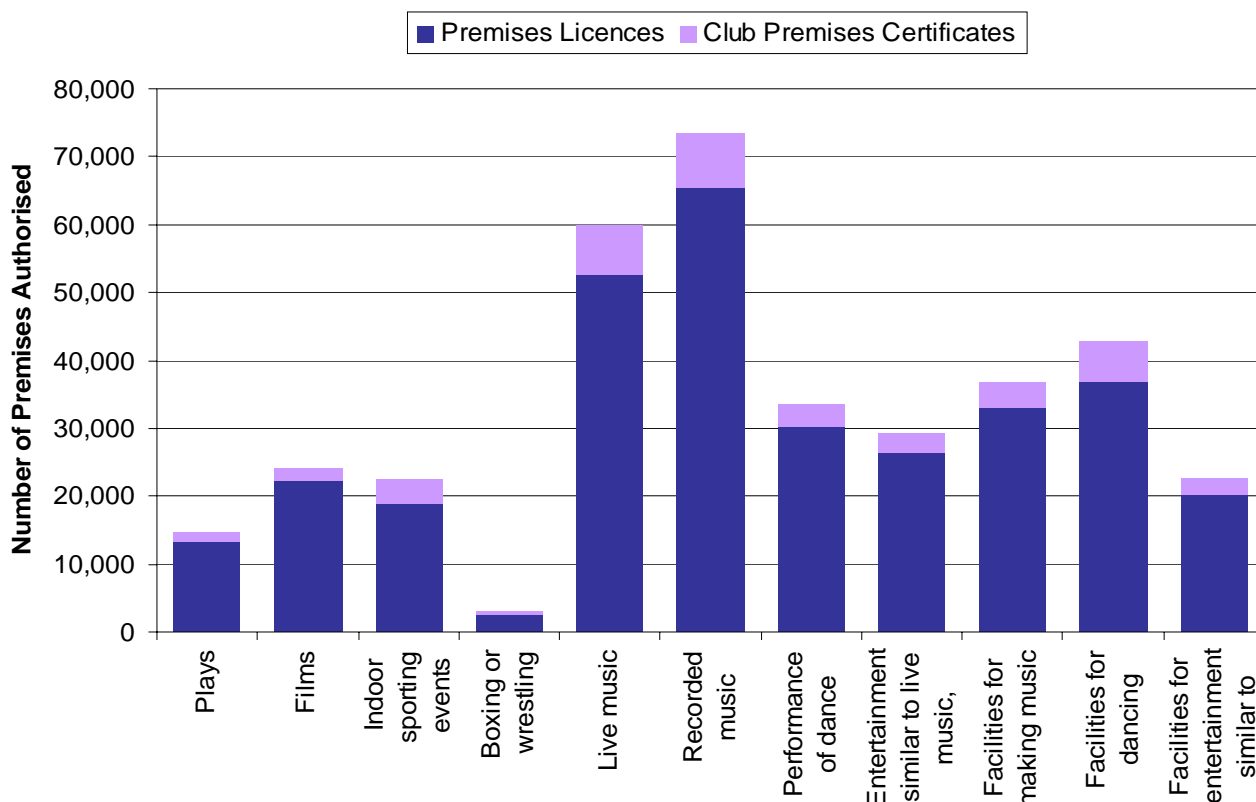
Just 82% of LAs submitted a total for regulated entertainment, with around 65% of LAs providing a split by licensable activity. 85% of LAs provided a total for late night refreshment.

The provision of regulated entertainment covers the provision of entertainment (plays, films, indoor sporting events, boxing or wrestling, live music, recorded music and dance) as well as the provision of entertainment facilities (facilities provided for enabling people to take part in making music, dancing and similar activities). Entertainment is “regulated entertainment” when it takes place in the presence of a public audience or members and guests of a qualifying club, whether a charge is made or not. Entertainment which takes place in the presence of a private audience is only regulated entertainment when a charge is made with a view to making a profit.

- 93,400 premises licences and 11,100 club premises certificates in force were licensed for some type of regulated entertainment.
- The most popular forms of entertainment for premises licences were recorded music (65,500), live music (52,700), facilities for dancing (36,800) and facilities for making music (33,100).
- For club premises certificates, the most popular forms were recorded music (7,900 club certificates), live music (7,200), facilities for dancing (6,000), facilities for making music (3,800) and indoor sporting events (3,700).
- On 31 March 2008, around 363,000 licensable activities were authorised with a premises licence or club premises certificate.

Late night refreshment is the provision of hot food or drink to the public, for consumption on or off the premises, between 11pm and 5am or the supply of hot food or hot drink to any persons between those hours on or from premises to which the public has access.

- 66,500 premises licences (over a third of all premises licences in force) had late night refreshment activity authorised. 17% of these were in Greater London Authorities and 20% were in other metropolitan districts.



**FIGURE 5: PREMISES LICENCES AND CLUB PREMISES CERTIFICATES BY AUTHORISED REGULATED ENTERTAINMENT, ENGLAND AND WALES, 31 MARCH 2008**

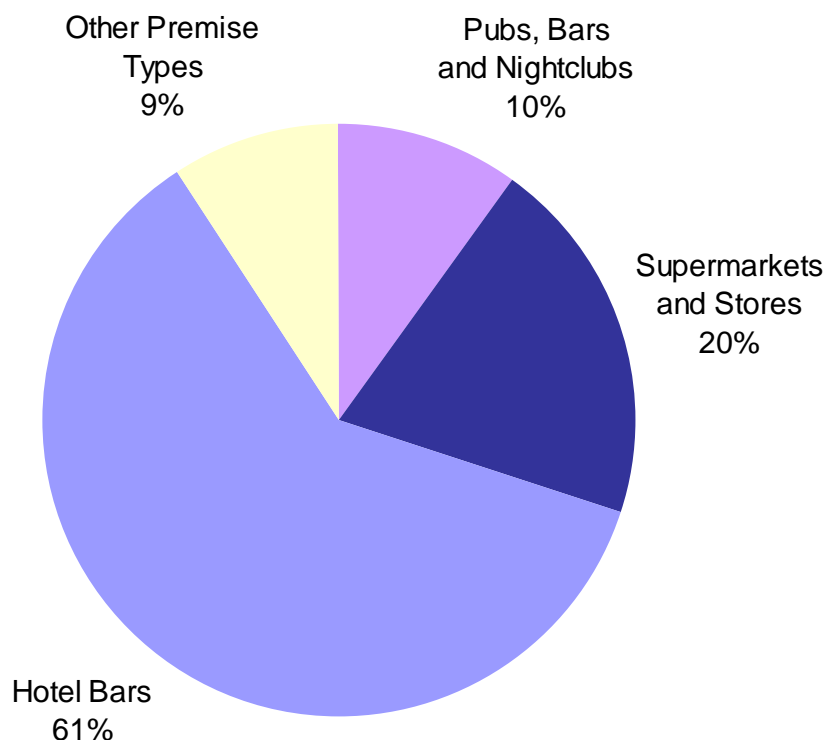
## 24-Hour Alcohol Licences

94% of LAs submitted a total for 24-hour alcohol licences, see page 37 for more details

In 2007/08 there were approximately 6,300 premises licensed for the sale or supply of alcohol for 24 hours in their standard timings. **The possession of a 24 hour licence does not necessarily mean that the premises will choose to open for 24 hours.** Prior to the 2003 Act, hotels were authorised to sell alcohol to residents and their private guests only, outside of permitted licensing hours and were able to apply to keep this provision under 'grandfather rights'.

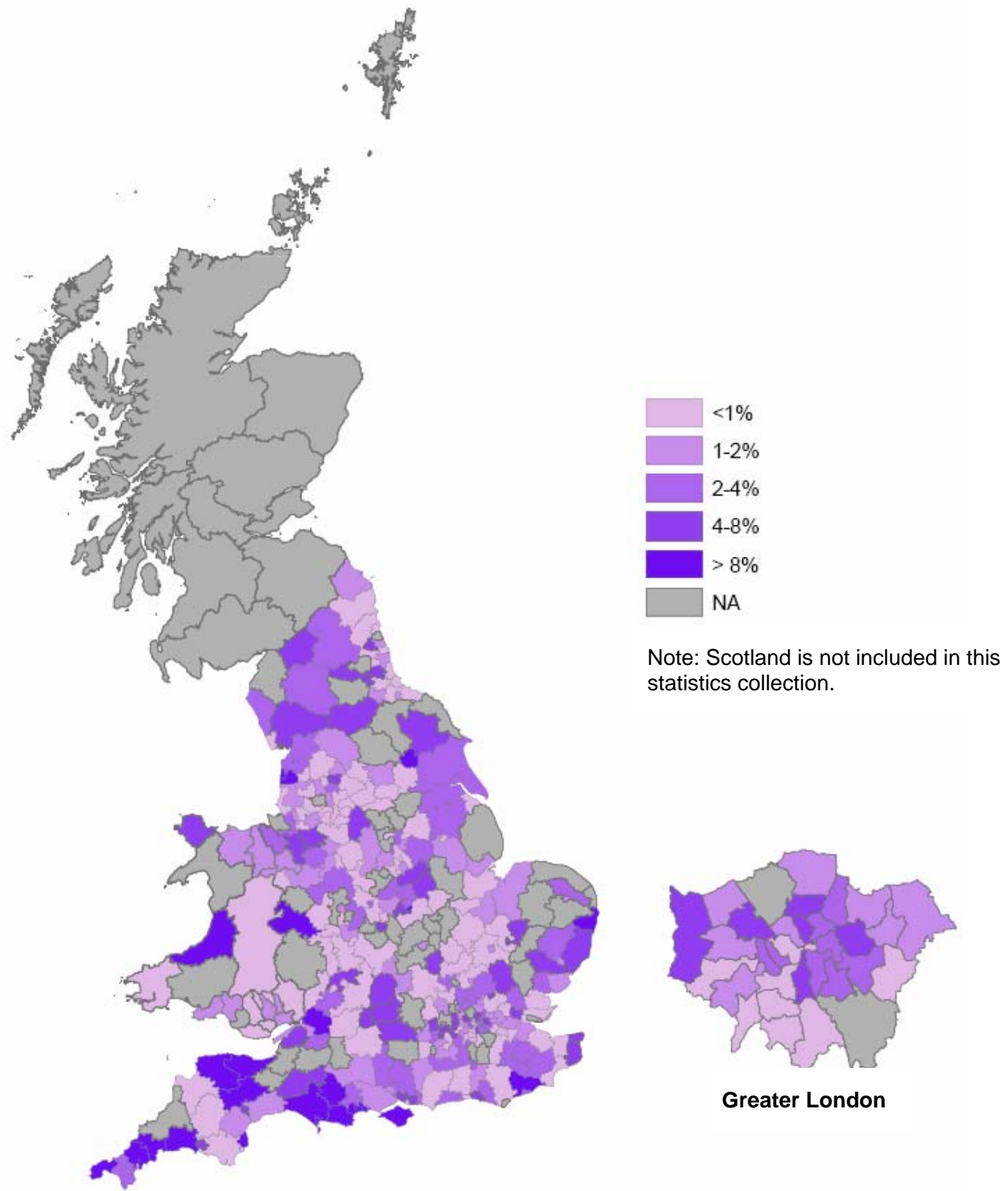
The results by Government Office Region showed that the South West had 26% of all 24-hour alcohol licences in England and Wales. The North West had 21%, South East had 14%, and London had 11%. The other regions and Wales had less than 7% of the total in their area.

- Around six in ten of all 24 hour alcohol licences were in hotel bars (3,900), of which nearly 90% were open to guests only and the remaining 10% open to guests and public. Over half of all hotel bars with a 24 hour licence were in the North West or the South West, with 80 percent of these open to guests only. A large number of hotels are located in leisure resort areas and therefore these areas would also have a large proportion of hotel bars with 24 hour alcohol licences for guests.
- 1,300 Supermarkets and Stores had 24-hour alcohol licences, of which 58% were large supermarkets and the remaining 42% were other convenience stores. Over half of all 'other' convenience stores with 24 hour licences, were in London.
- Just over one in three Licensing Authorities had at least one Pub, Bar or Nightclub with a 24-hour alcohol licence (640 such premises in total). 310 of these licences (nearly half) were in the South West.
- 580 other premises types were licensed for the sale or supply of alcohol for 24 hours. Some Local Authorities included petrol stations and garage forecourts as an "other premises" type, whereas other LAs would have included these as an "other convenience store". This category also included casinos, warehouses, village halls, cafés and restaurants, and private member clubs as well as various other premises types. The premises type was unknown in 9 licences.



**FIGURE 6: PREMISES WITH 24-HOUR ALCOHOL LICENCES BY PREMISES TYPE, ENGLAND AND WALES, 31 MARCH 2008**

- Figure 7 shows licences permitted for the sale or supply of alcohol for 24 hours in their standard timings as a proportion of the total number of alcohol licences in force per authority area. It shows that the majority of LAs with 8% or more of their licences with 24 hour timings are coastal LAs. Many of these are likely to be for hotels.
- The map also shows that most LAs have less than 4% of their licences permitted to sell alcohol for 24 hours.



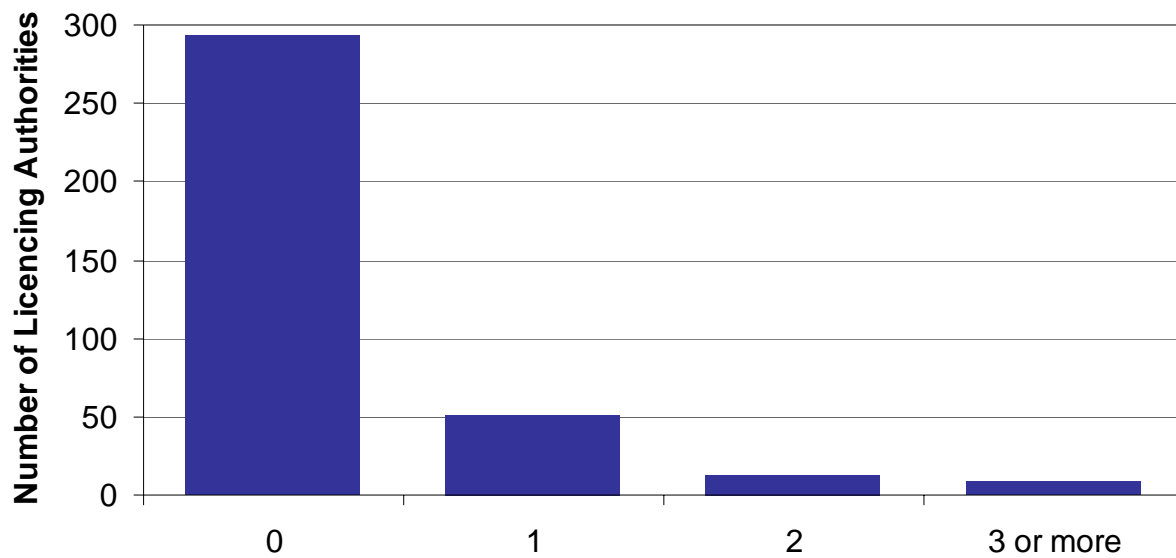
**FIGURE 7: TOTAL 24-HOUR ALCOHOL LICENCES AS A PROPORTION OF LICENCES PERMITTED TO SELL OR SUPPLY ALCOHOL BY LOCAL AUTHORITY (GREATER LONDON ENLARGED – Not to Scale)**

## Cumulative Impact Areas

97% of LAs submitted a figure for cumulative impact areas, see page 37 for more details

A cumulative impact area is an area that the Local Authority has identified in their licensing policy statement where there is a saturation of licensed premises and the 'cumulative impact' of any additional licensed premises could affect the licensing objectives.

- As on 31st March 2008 there were over 110 cumulative impact areas of which 22% were in Greater London Authorities and 19% in other metropolitan districts.
- 73 Licensing Authorities had at least one cumulative impact area, including 22 Local Authority areas which had two or more cumulative impact areas.



**FIGURE 8: NUMBER OF CUMULATIVE IMPACT AREAS PER LICENSING AUTHORITY, ENGLAND AND WALES, 31<sup>ST</sup> MARCH 2008**

## Part 2 – Licence Activity in 2007/08

### Premises Licences

96% of LAs reported a total for premises licence applications, see page 38 for more details

2007/08 was the second full financial year where the new Licensing Act was in effect. In this period there were 12,400 new premises licences applied for, of which 11,700 were granted<sup>11</sup> (97% of all decided outcomes) and 310 were refused. Newly granted premises licences accounted for around 6% of the total number of premises licences in force on 31<sup>st</sup> March 2008.

There were 11,100 applications made to change the terms of a licence, for example the opening hours, the licensable activities or the conditions. 10,600 of these variations were granted (98%), with 210 refused (2%). There were 41,200 requests to specify a different individual as the designated premises supervisor and 40,700 were granted (99%) with 230 refused (under 1%).

Provisional statements are applications where the premises are being constructed, extended or altered for use for licensable activities. 55 were applied for in 2007/08, 51 were granted, and 0 were refused.

Other findings for premises licences in the year to 31<sup>st</sup> March 2008 were:

- 17,500 applications were made for transfers of premises licences. 17,400 were granted in this period and 110 were refused (less than 1%).
- 3,800 premises licences were surrendered, whilst 420 lapsed due to the death, incapacity, insolvency etc. of the licence holder.
- 18 were suspended by a court for the sale or supply of alcohol, following an offence of persistently selling to underage children; and 44 premises licences were prohibited from selling alcohol for 48 hours following a closure notice.

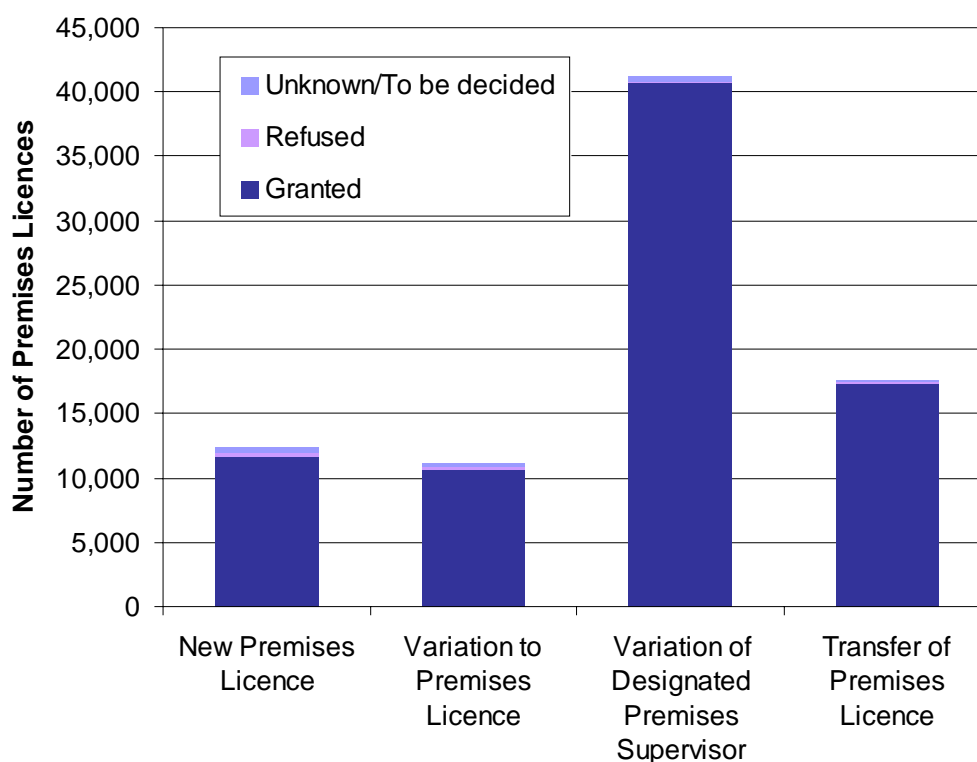


FIGURE 9: PREMISES LICENCE ACTIVITY, BY OUTCOME, ENGLAND AND WALES 2007/08

<sup>11</sup> Some licences granted would have been from applications prior to 1 April 2007, and some applications applied for may not be granted until after the reporting period, which explains why the number granted and refused does not match the total number applied for. This also affects the percentage granted/refused.

## Club Premises Certificates

95% of LAs submitted a total for club premises certificate applications, see page 39 for more details

During the twelve months ending 31 March 2008 there were 200 new applications for club premises certificates. 190 were granted (98% of all decided outcomes) and 3 were refused. The newly granted club premises certificates accounted for just 1% of the total number of club premises certificates in force on 31<sup>st</sup> March 2008.

Other findings for club premises certificates in the year to 31<sup>st</sup> March 2008 were:

- 530 variations to club premises certificates were applied for. Variations include changing the activities of the qualifying club, or the conditions of the certificate. 520 were granted (99%) in this reporting period and 5 were refused.
- 260 club premises certificates were surrendered; 7 lapsed as they were only in effect for a limited period which has since expired. 13 were withdrawn where the club was no longer a qualifying club.

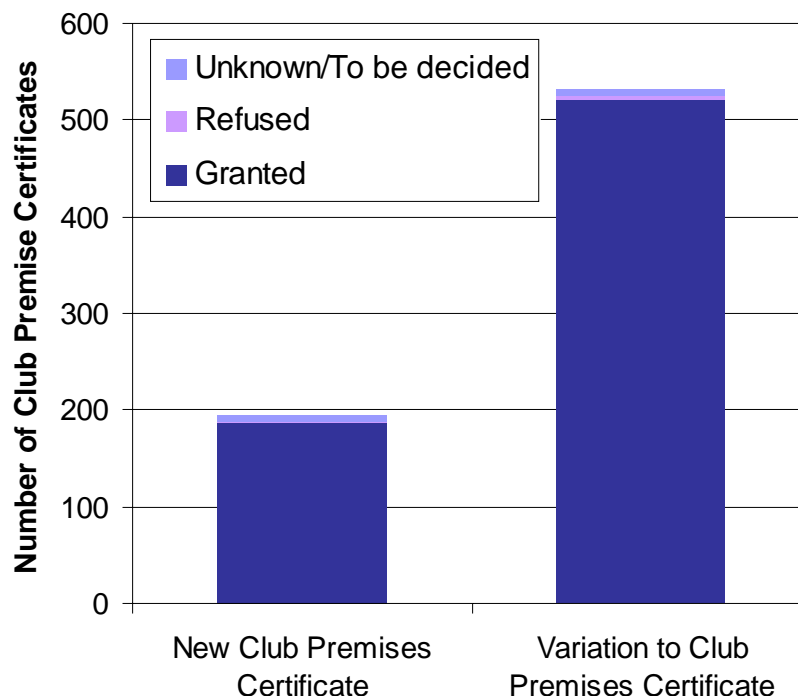


FIGURE 10: CLUB PREMISES CERTIFICATE ACTIVITY, BY OUTCOME, ENGLAND AND WALES 2007/08

## Personal Licences

96% of LAs submitted a total for personal licence applications, see page 39 for more details

A personal licence authorises an individual to supply or authorise the supply of alcohol in accordance with a premises licence under the Licensing Act 2003.

- In the year ending in March 2008, 50,600 new personal licences were applied for, of which 49,900 were granted (99% of decided outcomes) and 340 were refused.
- The new personal licences granted account for nearly 15% of the total number of personal licences in force on 31<sup>st</sup> March 2008.

The Act provides the police and licensing authorities with powers to deal with errant personal licence holders. In the year ending March 2008 there were 230 police objections to personal Licence applications<sup>12</sup>.

Other findings for personal licences in the year to 31<sup>st</sup> March 2008 were:

- 180 personal licences were surrendered; 21 were revoked; 8 were forfeited; and 15 were suspended by a court.
- There were 320 committee hearings following a personal licence application.

---

<sup>12</sup> If the police make no objections within a 14 day period, the licence must be granted.

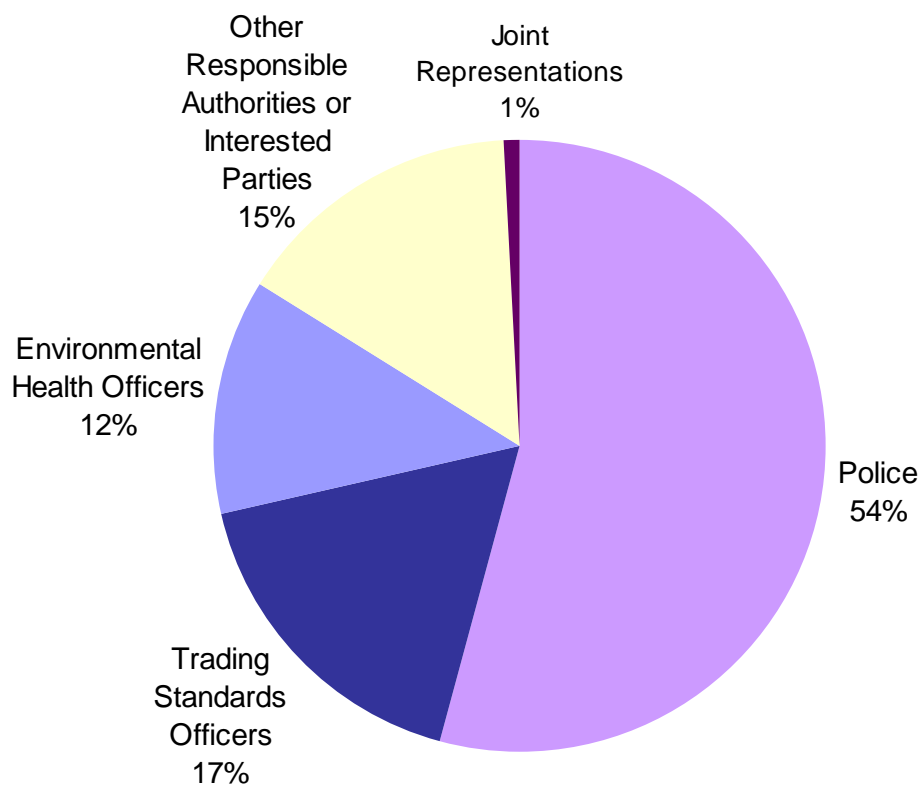
## Completed Reviews

97% Licensing Authorities responded to number of completed reviews, more than 90% provided a reason for the completed review, and 95% reported who instigated the review.

There were just over 1,000 completed reviews. 890 were for premises licences following an application for a review, 31 were for premises licences following an application by police for expedited review and 53 were premises licences following closure orders under section 161 of the 2003 Licensing Act. 13 completed reviews were for club premises certificates following an application for a review, and the type of licence was unknown for 18 completed reviews.

The main reason for completed review (as reported by the licensing objectives and the stated grounds of the review) was crime & disorder (630 reviews), this was followed by public nuisance (410 reviews), protection of children (400 reviews) and the least common reason was public safety (170 reviews)<sup>13</sup>.

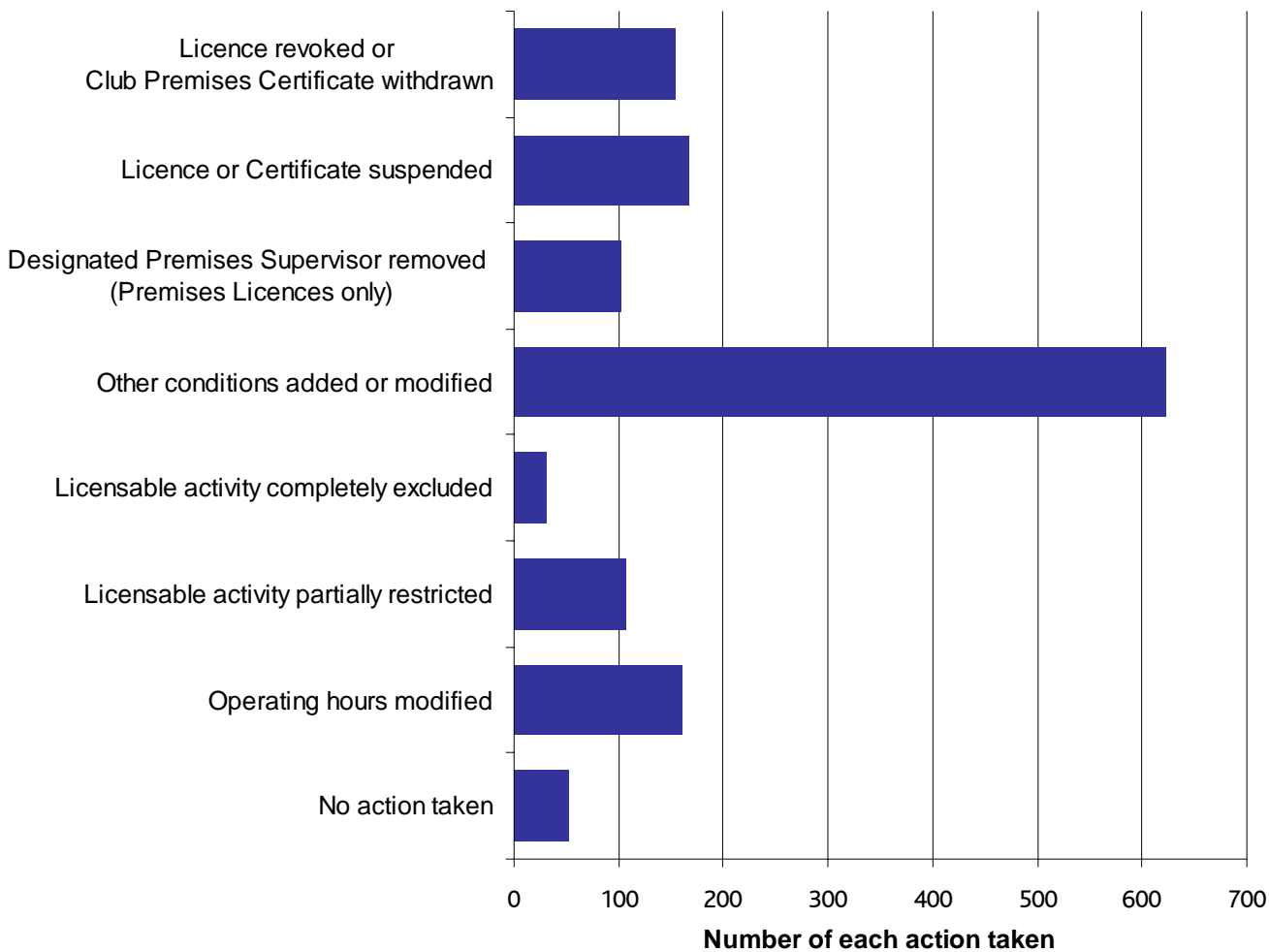
The police were the main responsible authority for instigating the review, (540 reviews, 54%). 180 reviews were instigated by Trading Standards Officers (18%), Environmental Health Officers instigated 130 reviews (13%), and Other Responsible Authorities or Interested Parties instigated 150 reviews (15%). These totals include eight cases where more than one authority instigated the review. Other Responsible Authorities or Interested Parties included a number of local residents, Health & Safety officials, the Fire and Rescue Authorities, planning authorities and local businesses. In 14 reviews the instigating authority/party was unknown.



**FIGURE 11: COMPLETED REVIEWS INSTIGATED BY RESPONSIBLE AUTHORITY, ENGLAND AND WALES 2007/08**

<sup>13</sup> Note: more than one reason may apply to each review

- Following a completed review, 170 licences or certificates were suspended and 160 premises licences were revoked or club premises certificates withdrawn.
- Around 160 cases resulted in a licence modifying their operating hours and in 620 cases other conditions were added or modified following a completed review.
- In over 100 cases the licensable activity was partially restricted, and in over 100 reviews for premises licences the designated premises supervisor was removed. Following just 5% of completed cases no action was taken following a review (52 reviews).



**FIGURE 12: ACTIONS TAKEN FOLLOWING COMPLETED REVIEWS, ENGLAND AND WALES 2007/08**

## Expedited Reviews

Around 95% responded to the questions on expedited reviews and actions taken.

Expedited reviews are a new power which came into force from 1st October 2007. The new powers apply only where a premises licence authorises the sale of alcohol. They do not apply in respect of other premises licences, nor to those operating under a club premises certificate. The purpose of the new powers is to complement existing procedures in the Licensing Act 2003 for tackling crime and disorder associated with licensed premises. The new powers allow the police to trigger a fast track process to review a premises licence where the police consider that the premises are associated with serious crime or serious disorder (or both); and the licensing authority to respond by taking interim steps quickly, where appropriate, pending a full review.

- Between 1<sup>st</sup> October 2007 and 31<sup>st</sup> March 2008 there were 46 applications by the chief officer of police for an expedited/summary review of a premises licence because of serious crime and/or serious disorder under S.53A of the 2003 Act. 3 of these applications were withdrawn or removed.
- In 37 expedited reviews interim steps were taken following the successful application for the review. Interim steps are temporary measures which have to be taken within 48 hours of the expedited review being accepted under one specific review power. These measures then fall (unless they are reimposed at the review hearing). In 6 cases no interim steps were taken.
- In 22 cases the interim step was to suspend the premises licence. In 9 cases the interim step was to modify the operating hours, and other conditions were added or modified in 12 cases. The other interim steps were licensable activity partially restricted in 2 cases and in 5 cases the Designated Premises Supervisor was removed.
- 31 completed reviews of premises licences were following an application by police for an expedited/summary review under S.53A of the 2003 Act.

## Hearings, Appeals and Judicial Reviews

Around 95% of LAs responded to number of applications that went to a hearing, 96% responded to number of appeals completed and 97% of LAs recorded the number of completed judicial reviews.

In the year ending 31<sup>st</sup> March 2008 there were 5,200 premises licence or club premises certificate applications that went to a committee hearing. These include applications that went to a hearing for a premises licence, provisional statements, club premises certificates or to vary a licence<sup>14</sup>.

Over the same 12 month period there were 280 completed appeals against the application decision (where the Magistrates Court notified parties of its decision in the time period specified). There were also 140 completed appeals against the licence review decision.

- There were 3 completed judicial reviews in the higher courts between 1<sup>st</sup> April 2007 and 31<sup>st</sup> March 2008.<sup>15</sup> The licensing authorities which had a completed judicial review were Blackpool, South Northamptonshire, and Wirral.

---

<sup>14</sup> But exclude applications for a change to DPS, transfer of premises licence, review, or cancellation of interim authority notices following police objections that went to a hearing.

<sup>15</sup> Canterbury LA informed us this year that they also had a judicial review, but it was completed before 1st April 2007 and it had not been included in last year's collection.

## Temporary Event Notices

97% of LAs submitted a total for Temporary Event Notices, see page 40 for more details

Temporary Event Notices (TENs) have replaced the temporary permissions that were available under the old regimes such as occasional permissions, occasional licences, special hours' certificates, or temporary public entertainment licences. They are a light touch permission that allows licensable activities to be undertaken which last no more than 96 hours and must involve no more than 499 people. There are also restrictions on the number of TENs an individual can give in a year and the number of events that can be held under a TEN each year on an individual premise.

- There were over 115,000 TENs used in year to March 2008. The South East region had the highest proportion of TENs in England and Wales (22 percent), followed by the South West (15 percent) and London (13 percent).
- Nearly 1,300 TENs were withdrawn and 680 were received following modification with police consent.
- Further to this, 150 counter notices were given by the licensing authority following police objection and over 400 counter notices were given where limits were exceeded.
- 170 TENs resulted in a committee hearing.

## Tables

**Table 1: Number of Premises Licences, Club Premises Certificates and Personal Licences by Fee Band – England and Wales, 31<sup>st</sup> March 2008**

	Total	Percentage valid*	Total percentage (including unknown)*
<b>Premises Licences</b>	<b>190,778</b>		<b>100%</b>
Band A	39,154	24%	21%
Band B	86,637	53%	45%
Band C	20,127	12%	11%
Band D (no multiplier)	4,442	3%	2%
Band D (with multiplier)	859	1%	0%
Band E (no multiplier)	10,749	7%	6%
Band E (with multiplier)	669	0%	0%
<i>Band unknown</i>	28,141		15%
Number with no fee applicable	11,683		6%
<b>Club Premises Certificates</b>	<b>17,069</b>		<b>100%</b>
Band A	4,290	30%	25%
Band B	8,822	62%	52%
Band C	853	6%	5%
Band D	118	1%	1%
Band E	239	2%	1%
<i>Band unknown</i>	2,747		16%
Number with no fee applicable	333		2%
<b>Personal Licences</b>	<b>338,908</b>		<b>100%</b>

\*The percentages in the table may not add up to 100% due to rounding.

**Table 2: Number of Premises Licences and Club Premises Certificates by licensable activity - England and Wales, 31<sup>st</sup> March 2008**

	Total	Percentage valid*	Total percentage of licences (including unknowns)*
<b>Premises Licences</b>	<b>190,778</b>		<b>100%</b>
Premises Licences Selling Alcohol	140,845	84%	74%
On-sales or supply of alcohol only	29,663	18%	16%
Off-sales of alcohol only	40,606	24%	21%
Both on and off sales or supply of alcohol	69,189	41%	36%
<i>On/off/both sales unspecified</i>	1,387	1%	1%
Premises Licences Not Permitted To Sell Alcohol	26,660	16%	14%
<i>Unknown Premises Licences Alcohol Permissions</i>	23,273		12%
Late Night Refreshment	66,540		35%
<b>Club Premises Certificates</b>	<b>17,069</b>		<b>100%</b>
Club Premises Certificates Selling Alcohol	14,515	98%	85%
On-sales or supply of alcohol only	6,654	45%	39%
Both on and off sales or supply of alcohol	7,758	52%	45%
<i>On/off/both sales unspecified</i>	103	1%	1%
Club Premises Certificates Not Permitted To Sell Alcohol	313	2%	2%
<i>Unknown Club Premises Certificates Alcohol Permissions</i>	2,270		13%

\*The percentages in the table may not add up to 100% due to rounding.

**Table 3: Number of Premises Licences and Club Premises Certificates by regulated entertainment<sup>16</sup> type - England and Wales, 31<sup>st</sup> March 2008**

	Total	Percentage of entertainment licences	Percentage of all licences
<b>Premises Licences</b>	<b>190,778</b>		<b>100%</b>
Premises Licences with any regulated entertainment	93,443	100%	49%
Plays	13,194	14%	7%
Films	22,068	24%	12%
Indoor sporting events	18,776	20%	10%
Boxing or wrestling	2,645	3%	1%
Live music	52,693	56%	28%
Recorded music	65,485	70%	34%
Performance of dance	30,112	32%	16%
Entertainment similar to live music, recorded music or dance	26,507	28%	14%
Facilities for making music	33,066	35%	17%
Facilities for dancing	36,795	39%	19%
Facilities for entertainment similar to making music or dancing	20,282	22%	11%
<b>Club Premises Certificates</b>	<b>17,069</b>		<b>100%</b>
Club Premises Certificates with any regulated entertainment	11,097	100%	65%
Plays	1,531	14%	9%
Films	2,106	19%	12%
Indoor sporting events	3,697	33%	22%
Boxing or wrestling	414	4%	2%
Live music	7,180	65%	42%
Recorded music	7,858	71%	46%
Performance of dance	3,429	31%	20%
Entertainment similar to live music, recorded music or dance	2,853	26%	17%
Facilities for making music	3,820	34%	22%
Facilities for dancing	6,028	54%	35%
Facilities for entertainment similar to making music or dancing	2,314	21%	14%

Note: Multiple activities can apply to a particular premise.

<sup>16</sup> The provision of regulated entertainment covers the provision of entertainment (plays, films, indoor sporting events, boxing or wrestling, live music, recorded music and dance) as well as the provision of entertainment facilities (facilities provided for enabling people to take part in making music, dancing and similar activities). Entertainment is "regulated entertainment" when it takes place in the presence of a public audience or members and guests of a qualifying club, whether a charge is made or not. Entertainment which takes place in the presence of a private audience is only regulated entertainment when a charge is made with a view to making a profit. The performance of live music and incidental playing of recorded music is not regarded as regulated entertainment under the 2003 Act where they are incidental to another activity which is not itself regulated entertainment. The spontaneous performance of music, singing or dancing does not amount to the provision of regulated entertainment and is not a licensable activity. There are also some exemptions for activities in certain premises, such as Churches.

**Table 4: Number of Premises Licences with 24 hour alcohol provisions by premises type - England and Wales, 31<sup>st</sup> March 2008**

	Total	Percentage valid	Total percentage* (including unknown)
<b>Premises with 24 hour alcohol licences</b>	<b>6,338</b>	<b>100%</b>	<b>100%</b>
Pubs, Bars and Nightclubs	637	10%	10%
Supermarkets and Stores	1,258	20%	
<i>Large supermarkets</i>	710		11%
<i>Other convenience stores</i>	504		8%
<i>Unknown</i>	44		0%
Hotel Bars	3,856	61%	
<i>Open 24 hours to guests and public</i>	378		6%
<i>Open 24 hours to guests only</i>	3,106		49%
<i>Unknown</i>	372		6%
Other premises type	578	9%	9%
<i>Premises Type Unknown</i>	9		0%

\*The percentages in the table do not add up to 100% due to rounding.

**Table 5: Number of Cumulative Impact Areas - England and Wales, 31<sup>st</sup> March 2008**

	Total
<b>Number of Cumulative Impact Areas</b>	<b>112</b>

**Table 6 – Licence Activity by outcome for England and Wales in 2007/08**

	Applied	Granted	Refused	<i>Unknown / To Be Decided</i>	Percentage valid where decision known		Percentage totals including unknowns*		
					Granted	Refused	Granted	Refused	<i>Unknown / To Be Decided</i>
New Premises Licence	12,391	11,651	309	431	97%	3%	94%	2%	3%
Variation to Premises Licence	11,114	10,642	213	259	98%	2%	96%	2%	2%
Variation of Designated Premises Supervisor	41,212	40,650	233	329	99%	1%	99%	1%	1%
New Club Premises Certificate	195	186	3	6	98%	2%	95%	2%	3%
Variation to Club Premises Certificate	531	521	5	5	99%	1%	98%	1%	1%
New Personal Licence	50,580	49,912	341	327	99%	1%	99%	1%	1%
Provisional Statement	55	51	0	4	100%	0%	93%	0%	7%
Transfer of Premises Licence	17,539	17,355	110	74	99%	1%	99%	1%	0%

\*The percentages in the table may not add up to 100% due to rounding.

**Table 7: Number of police objections to Personal Licences, and committee hearings - England and Wales in 2007/08**

	Total
Number of police objections to Personal Licence applications	<b>227</b>
<b>Number of applications that went to a committee hearing</b>	
Premises Licence/Club Premises Certificate applications	<b>5,194</b>
Personal Licence applications	<b>324</b>

**Table 8a: Number of completed reviews by type of licence - England and Wales in 2007/08**

	Total	Percentage valid	Total percentage* (including unknown)
<b>Completed reviews</b>	<b>1,008</b>		<b>100%</b>
Premises Licences (following application)	893	90%	89%
Premises Licences (following application by police for expedited review)	31	3%	3%
Premises Licences (following closure orders under S.161 of Act)	53	5%	5%
Club Premises Certificates (following application)	13	1%	1%
<i>Unknown</i>	18		2%

\*The percentages in the table do not add up to 100% due to rounding.

**Table 8b: Reason for completed review - England and Wales in 2007/08**

	Total	Percentage
Crime & Disorder	628	62%
Protection of Children	396	39%
Public Nuisance	408	40%
Public Safety	174	17%

Note: more than one reason may apply to each review, so the percentages will not add to 100%

**Table 8c: Number of completed reviews instigated by each Responsible Authority - England and Wales in 2007/08**

	Total	Percentage valid*	Total percentage* (including unknown)
Police	544	54%	54%
Trading Standards Officers	176	18%	17%
Environment Health Officers	129	13%	13%
Other Responsible Authorities or Interested Parties	153	15%	15%
<i>Unknown</i>	14		1%

\*The percentages in the table do not add up to due to rounding and in eight cases more than one responsible authority instigated the review.

**Table 9: Action taken following completed reviews - England and Wales in 2007/08**

	Total	Percentage
<b>Completed reviews</b>	<b>1,008</b>	<b>100%</b>
No action taken	52	5%
Operating hours modified	161	16%
Licensable activity partially restricted	106	11%
Licensable activity completely excluded	31	3%
Other conditions added or modified	622	62%
Designated Premises Supervisor removed (Premises Licences only)	102	10%
Licence or Certificate suspended	167	17%
Licence revoked or Club Premises Certificate withdrawn	155	15%

Note: more than one action may apply to each completed review, so the percentages will not add to 100%

**Table 10: Number of Expedited review applications, applications withdrawn and interim steps taken - England and Wales in 2007/08**

	Total	Percentage of expedited reviews where interim steps taken	Percentage of expedited reviews
<b>Total number of applications for expedited reviews</b>	<b>46</b>		<b>100%</b>
Number of expedited review applications withdrawn or rejected	3		7%
Number of cases where no interim steps were taken	6		13%
Number of cases where interim steps were taken	37		80%
Operating hours modified	9	24%	
Licensable activity partially restricted	2	5%	
Licensable activity completely excluded	0	0%	
Other conditions added or modified	12	32%	
Designated Premises Supervisor removed	5	14%	
Licence suspended	22	59%	

Note: more than one interim step may apply per review, so the percentages will not add to 100%

**Table 11: Number licences surrendered, lapsed, suspended, revoked, forfeited or withdrawn by licence type, 2007/08**

	Surrendered	Lapsed	Suspended by a court	Closure notice
<b>Premises Licences</b>	<b>3,786</b>	<b>423</b>	<b>18</b>	<b>44</b>
	Surrendered	Lapsed	Withdrawn	
<b>Club Premises Certificates</b>	<b>255</b>	<b>7</b>	<b>13</b>	
	Surrendered	Revoked	Forfeited	Suspended by a court
<b>Personal Licences</b>	<b>176</b>	<b>21</b>	<b>8</b>	<b>15</b>

**Table 12: Number of appeals and judicial reviews for- England and Wales in 2007/08**

	Total
Number of appeals against application decision	<b>279</b>
Number of appeal against licence review decision	<b>138</b>
Number of judicial reviews completed	<b>3</b>

Note: Canterbury LA informed us this year that they also had a judicial review, but it was completed before 1st April 2007 and it had not been included in last year's collection

**Table 13: Number of Temporary Event Notices - England and Wales in 2007/08**

	Total
Valid Temporary Event Notices given to Licensing Authority	<b>115,127</b>
Temporary Event Notices withdrawn	1,281
Temporary Event Notices received following modification with police consent	677
Counter Notices given following police objection	146
Temporary Event Notices that resulted in a committee hearing	171
Counter Notices given where limits exceeded	407

**Table Breakdowns for each question by Local Licensing Authority Area in 2007/08**

Information at Licensing Authority level is available in Excel format - online only.

[http://www.culture.gov.uk/reference\\_library/publications/5571.aspx](http://www.culture.gov.uk/reference_library/publications/5571.aspx)

## Survey Methodology

1. Overall there was a response rate of 97% to the MS Excel questionnaire that was sent by e-mail to each Licensing Authority (LA) in England and Wales. However the response rate differed for each question asked, so only partial returns were received for some sections.
  - Authorities were initially given over 2 months to submit their completed questionnaire, though late returns were accepted.
  - Each submitted data response was checked and validated.
  - Some LAs did not respond or informed us they will not be sending a return.<sup>17</sup>
  - Conwy Licensing Authority and Denbighshire Licensing Authority submitted a joint response; therefore the total number of Licensing Authorities in the collection has reduced by one from last year to 377.
  - In some cases the data returned were not consistent; for example, sometimes the totals did not match the sum of the different types of licences. These errors were followed up with the Licensing Authority and amendments to the figures were made.
  - For question 1a there are more premises licences in “Fee Band A” compared to 2007 as a number of Authorities have recorded licences with no fee applicable as Fee Band A this year, whereas last year they were recorded in the “Fee Band Unknown” category. It was made clearer in this collection that premises licences that don’t attract a fee would still have a fee band (based on the non-domestic rateable value of the premises).
  - The questionnaire sent to each local licensing authority is shown in Annex 1 (without the extensive instructions that were provided). We asked that all white cells should be completed, and as many yellow cells as possible. We also stated that all values entered to the cells should be numerical, and to use 0 where the answer is 'none'. Any cells that were left blank were assumed to be unknown, and are treated as a non-response to that part of the question.
  - As some categories were optional, they were not completed for all licensing authorities. Annex 1 shows the response rates to each question. Please note the low response rates for type of licensable activity authorised in question 2b. This was an optional part of the question and only around two thirds of all LAs were able to provide an accurate breakdown of this category.
  - The questionnaire was structured in 2 parts – one asking for information of the number of licences in force on 31<sup>st</sup> March 2008 and the other asking for detail of associated activity over the 12 months to this date.
  - A common reason for poor quality returns was the diversity of computer systems in place within the Licensing Authorities. Some of these systems were not set up to easily allow responses to some of the questions asked. In these cases, in order to provide answers it would have required a large amount of time and effort to find out the information manually and in many cases was not possible at all.
  - In a few instances Licensing Authorities were only able to provide estimates, or could not provide figures for the period we had asked for. These have been flagged up in the online tables, as well as other comments and caveats provided by Licensing Authorities.
  - Figures in the main commentary of this bulletin are aggregates of those reported by Licensing Authorities for this exercise. Only the section on “Headline Annual Comparisons” reports scaled up modelled figures to the complete total in England and Wales.

### Data amendments

2. DCMS ran a number of data quality checks on each return received. The questionnaire had a lot more automatic error checks than the 2007 collection, including a summary sheet that flagged up the reason for each error. Where an error was found and had not been corrected, the LA was

---

<sup>17</sup> The following 10 Licensing Authorities did not submit a data response:

Bolton, Braintree, Derby, Great Yarmouth, Hambleton, North Norfolk, South Norfolk, South Oxfordshire, South Staffordshire, and Teesdale.

contacted in an attempt to amend the incorrect figures. In cases in which the LA was unable to provide an answer, assumptions were made in order to amend the figures as necessary.

- In some questions where there were blank cells which were obviously zero (i.e. a split was provided to an aggregate total, but some parts were left blank) then they were edited to “0”.
- In question 9, amendments were made to the number of “no action taken” following completed reviews where it was evident that actions had in fact been taken.
- All amendments are highlighted in the online tables by individual Licensing Authority.
- The 2008 exercise highlighted some errors and anomalies in the 2007 returns but no amendments are being made to the 2007 published figures.
- However, more significant revisions to 2007 returns were taken into account for the modelling process outlined below.

### **Modelling to National Totals**

3. In the 2007 Alcohol, Entertainment and Late Night Refreshment statistics, a full response was not received from some Licensing Authorities, with 51 Licensing Authorities not responding at all to the data request. In 2008 the response rate for each question was higher, with only 10 Licensing Authorities not responding at all. In order to make meaningful comparisons between 2007 and 2008, figures were scaled up to national totals for England and Wales, therefore accounting for the different levels of response.

The modelling process was discussed with external experts and is summarized below:

- With two years worth of data available, the model used 2007 information to impute for missing 2008 figures and vice-versa.
- For each individual LA, missing figures (unknowns) were imputed using the following criteria:
  - If figures were submitted for 2008 but not 2007, then the missing 2007 figure was calculated using the 2008 figure adjusting by the average percentage change between the two years for the LA type<sup>18</sup> (calculated by using data from LAs that had submitted data in both years for the particular question). The reverse process was done for LAs with missing 2008 figures that submitted 2007 figures.
  - If a Licensing Authority did not respond to a question in either 2007 or 2008 then the average for that LA type was used as an estimate in 2008. The 2007 estimate was calculated using the 2008 average adjusted by the average percentage change between the two years (again, calculated by each LA type using data from LAs that had responded to the question in both years).

This produced an estimate for each missing figure, with all the figures then aggregated to provide an *estimated* total for England and Wales for the key headline statistics.

The modelled estimates are used for comparison of key statistics between 2007 and 2008, shown on pages 11-12, as well as for briefing purposes<sup>19</sup>. Imputed figures for individual LAs were only used to calculate the aggregated national totals, and will not be published separately.

### **National Statistics**

4. Alcohol, Entertainment and Late Night Refreshment Licensing statistics are classed as National Statistics. As such, every effort is made to ensure that they conform to standards of high quality, as well as relevance and integrity. For more information on National Statistics, see:

<http://www.statisticsauthority.gov.uk/uk-statistical-system/statistics/index.html>

---

<sup>18</sup> There are five main LA types which share similar characteristics such as size and therefore they hold similar licensing statistics. There are 47 Unitary Authority; 36 Metropolitan Districts; 238 District Authorities; 21 Welsh Unitary Authorities (as Conwy and Denbighshire submitted a joint response); 33 London Boroughs and 2 Unspecified (Inner Temple and Middle Temple within Greater London).

<sup>19</sup> The extrapolated 2007 national totals reported in this bulletin are different to the unpublished extrapolated figures used for briefing purposes last year, because of the improved modelling process outlined here.

## Annex A: Questionnaire with Response Rates, England and Wales 2007/08

Q1a Number of Premises Licences and Club Premises Certificates by fee band (please include premises with no fee applicable here)			
	Premises Licences	Club Premises Certificates	Personal Licences
<b>Total</b>	<b>97%</b>	<b>97%</b>	<b>97%</b>
<i>of which:</i>			
Band A	82%	81%	
Band B	82%	81%	
Band C	82%	81%	
Band D (no multiplier)	82%	81%	
Band D (with multiplier)	82%		
Band E (no multiplier)	82%	81%	
Band E (with multiplier)	82%		
Band Unknown	N/A	N/A	
Q1b Number of Premises Licences and Club Premises Certificates with no fee applicable			
	Premises Licences	Club Premises Certificates	
<b>Total with no fee applicable</b>	<b>93%</b>	<b>89%</b>	
Q2a Number of Premises Licences and Club Premises Certificates permitted to sell or supply alcohol			
	Premises Licences	Club Premises Certificates	
<i>Total (taken from Q1a above)</i>			
Licensed to sell or supply alcohol ( <b>On-sales only</b> )	85%	85%	
Licensed to sell or supply alcohol ( <b>Off-sales only</b> )	86%		
<b>Both</b> on and off sales or supply of alcohol	86%	85%	
Licences <b>not</b> permitted to sell or supply alcohol	85%	85%	
Unknown	N/A	N/A	
Q2b Number of Premises Licences and Club Premises Certificates by licensable activity authorised			
	Premises Licences	Club Premises Certificates	
Late night refreshment	85%		

Any regulated entertainment	<b>82%</b>	<b>82%</b>
<i>of which:</i>		
(a) Plays	<b>65%</b>	<b>66%</b>
(b) Films	<b>65%</b>	<b>66%</b>
(c) Indoor sporting events	<b>65%</b>	<b>66%</b>
(d) Boxing or wrestling	<b>65%</b>	<b>66%</b>
(e) Live music	<b>65%</b>	<b>66%</b>
(f) Recorded music	<b>65%</b>	<b>66%</b>
(g) Performance of dance	<b>65%</b>	<b>66%</b>
(h) Entertainment similar to live music, recorded music or dance	<b>63%</b>	<b>64%</b>
(i) Facilities for making music	<b>64%</b>	<b>65%</b>
(j) Facilities for dancing	<b>63%</b>	<b>65%</b>
(k) Facilities for entertainment similar to making music or dancing	<b>62%</b>	<b>64%</b>

**Q3 Number of premises with 24-hour alcohol licences by premises type**

	Premises with 24-hour licences
<b>Total</b>	<b>94%</b>
<i>of which, premises in:</i>	
<b>Pubs, Bars and Nightclubs</b>	<b>94%</b>
<b>Supermarkets and Stores</b>	<b>94%</b>
<i>of which:</i>	
Large supermarkets	<b>91%</b>
Other convenience stores	<b>91%</b>
<b>Hotel Bars</b>	<b>93%</b>
<i>of which:</i>	
Open 24 hours to guests and public	<b>89%</b>
Open 24 hours to guests only	<b>89%</b>
<b>Other Premises Types</b>	<b>93%</b>
<b>Premises Type Unknown</b>	<b>N/A</b>

**Q4 Number of Cumulative Impact Areas**

<b>Total</b>	<b>97%</b>
--------------	------------

Questions 5-7 relate to the licence **application** activity over the 12 month period.

**Q5 Number of licences applied for, granted and refused by type of licence**

	Applications made	Granted	Refused
New Premises Licence	96%	95%	94%
Variation to Premises Licence	95%	95%	94%
Variation of Designated Premises Supervisor	93%	92%	90%
New Club Premises Certificate	95%	95%	93%
Variation to Club Premises Certificate	95%	94%	93%
New Personal Licence	96%	95%	94%
Provisional Statement	96%	95%	94%
Transfer of Premises Licence	94%	94%	92%

**Q6 Number of police objections to Personal Licence applications**

<b>Total</b>	<b>96%</b>
--------------	------------

**Q7 Number of applications that went to a committee hearing**

Premises Licence/Club Premises Certificate applications	<b>95%</b>
Personal Licence applications	<b>96%</b>

**Q8a Number of completed reviews by type of licence**  
(Note: also include any completed expedited reviews here)

<b>Total completed reviews</b>	<b>97%</b>
<i>of which reviews of:</i>	
Premises Licences (following application)	<b>95%</b>
Premises Licences (following application by police for expedited review)	<b>95%</b>
Premises Licences (following closure orders under S.161 of Act)	<b>95%</b>
Club Premises Certificates (following application)	<b>95%</b>

**Q8b Reason for completed review**  
(Note: more than one reason may apply to each review)

Crime & Disorder	<b>93%</b>
------------------	------------

Protection of Children	91%
Public Nuisance	92%
Public Safety	90%
<b>Q8c Number of completed reviews instigated by each of the following Responsible Authorities</b>	
Police	95%
Trading Standards Officers	95%
Environmental Health Officers	95%
Other Responsible Authorities or Interested Parties (Please state in comments box below)	95%
<b>Q9 Action taken following completed reviews</b> <i>(Note: more than one action may apply to each completed review)</i>	
<i>Total completed reviews (taken from Q8a above)</i>	97%
No action taken	96%
Operating hours modified	95%
Licensable activity partially restricted	94%
Licensable activity completely excluded	93%
Other conditions added or modified	96%
Designated Premises Supervisor removed (Premises Licences only)	94%
Licence or Certificate suspended	95%
Licence revoked or Club Premises Certificate withdrawn	95%
<b>Q10 Number of Expedited review applications</b> <i>(Note: more than one interim step may apply per review)</i>	
Total number of <u>applications</u> for expedited reviews	96%
Number of expedited review applications withdrawn or rejected	90%
<b>Number of cases where no interim steps were taken</b>	95%
<b>Number of cases where interim steps were taken</b> <i>of which:</i>	95%
Operating hours modified	95%
Licensable activity partially restricted	95%
Licensable activity completely excluded	95%
Other conditions added or modified	95%
Designated Premises Supervisor removed	95%
Licence suspended	95%

<b>Q11 Number of licences surrendered, lapsed, revoked, forfeited, suspended or withdrawn</b>			
	Premises Licences	Club Premises Certificates	Personal Licences
Surrendered	95%	95%	95%
Lapsed	93%	93%	
Revoked			94%
Forfeited			94%
Suspended by a court	94%		94%
Closure notice	93%		
Withdrawn (section 90)		94%	
<b>Q12 Number of appeals completed</b>			
Appeal against application decision	97%		
Appeal against licence review decision	96%		
<b>Q13 Number of judicial reviews completed</b>			
<b>Total</b>	<b>97%</b>		
<b>Q14 Number of Temporary Event Notices</b>			
Valid Temporary Event Notices given to Licensing Authority			97%
Temporary Event Notices withdrawn			95%
Temporary Event Notices received following modification with police consent			93%
Counter Notices given following police objection			95%
Temporary Event Notices that resulted in a committee hearing			96%
Counter Notices given where limits exceeded			95%

## Glossary

This glossary has been put together for the purposes of this report and largely replicates the definitions/instructions that accompanied the questionnaire when it was sent to Licensing Authorities. The terms appear roughly in the order they appeared within the questionnaire.

Licensing Authority Area	The geographical area where an authority exercises its functions under the Licensing Act 2003. The Licensing Authority <sup>20</sup> is responsible for the licensing of alcohol, regulated entertainment and late night refreshment.
Government Office Region (GOR)	There are nine geographical Government Office Region areas in England: North East, North West, Yorkshire and The Humber, East Midlands, West Midlands, East of England, South East, London, and the South West.
Premises Licence	Authorising a premises to be used for the sale or supply of alcohol, the provision of regulated entertainment or the provision of late night refreshment, under the Licensing Act 2003. Time limited premises licences should be included.
Club Premises Certificate	Authorising a ' <a href="#">qualifying club</a> ' to carry on 'qualifying club activities' under the Licensing Act 2003. Time limited certificates are included. A number of criteria must be met to be considered a qualifying club. These are: <ul style="list-style-type: none"> <li>○ That under the rules of the club, persons may not be admitted to membership or be admitted as candidates for membership, to any of the privileges of membership without an interval of at least two days between their nomination for membership and their admission</li> <li>○ That the club is established and conducted in good faith as a club</li> <li>○ That the club has at least 25 members</li> <li>○ That alcohol is not supplied to members on the premises otherwise than by or on behalf of the club</li> </ul>
Personal Licence	Authorising an individual to supply or authorise the supply of alcohol in accordance with a premises licence or temporary event notice under the Licensing Act 2003.
Fee Bands (application fee)	A premises will fall into a band based on its non-domestic rateable value. In order to get an idea of the spread of premises across the bands, we'd like to know the total number of premises falling into each band - including premises that didn't pay a fee. The application fees associated with each band are as follows: Band A (£100); Band B (£190); Band C (£315); Band D [no multiplier] (£450); Band D with multiplier (£900); Band E [no multiplier] (£635); Band E with multiplier (£1,905).
Multiplier	Multipliers are applied to premises used exclusively or primarily for the supply of alcohol for consumption on the premises under the authorisation of a premises licence (Bands D & E only).
No Fee Applicable	The number of premises included in the above bands that did not pay a fee for their licence. This fee exemption is set out in Regulation 9 of the Licensing Act 2003 (Fees) Regulations 2005. It includes applications for the grant or variation of a premises licence or club

<sup>20</sup> [http://www.culture.gov.uk/what\\_we\\_do/alcohol\\_and\\_entertainment/4052.aspx](http://www.culture.gov.uk/what_we_do/alcohol_and_entertainment/4052.aspx)

	premises certificate made by a school or college, church hall or other similar building, village hall, parish hall or community hall or other similar building; and which relates to regulated entertainment only.
Licensed to sell or supply alcohol (On-sales only)	The sale by retail of alcohol and the supply of alcohol (by clubs) for consumption on the premises.
Licensed to sell or supply alcohol (Off-sales only)	The sale by retail of alcohol for consumption off the premises.
Both on and off sales or supply of alcohol	The sale by retail of alcohol for consumption both on and off the premises only. This category should not include premises licensed for on sales only, or off sales only of alcohol.
Licences not permitted to sell or supply alcohol	Premises licences or club premises certificates not permitted to sell or supply alcohol.
Late Night Refreshment	The provision of hot food or drink to the public, for consumption on or off the premises, between 11pm and 5am or the supply of hot food or hot drink to any persons between those hours on or from premises to which the public has access.
Regulated Entertainment <sup>21</sup>	The provision of entertainment (plays, films, indoor sporting events, boxing or wrestling, live music, recorded music, dance, something similar to live or recorded music or dance) as well as the provision of entertainment facilities (facilities for making music or dancing, or similar). This also includes a total number of premises providing any form of regulated entertainment, and a split by type of entertainment.
24 Hour Licence	Premises that are licensed for the sale or supply of alcohol for 24 hours in their standard timings. Please include premises that have 24 hour licences for specific days of the week in their standard timings (e.g. Fridays/Saturdays only), but do not include premises that only have 24-hour licences as a 'seasonal variation' or 'non-standard timing' (e.g. a supermarket that has a 24-hour licence at Christmas only, or a pub with special New Year hours).
Pubs, Bars and Nightclubs	Pubs, Bars and Nightclubs permitted to sell or supply alcohol for 24 hours in their standard timings. Does not include hotel bars (separate category).
Large Supermarkets	Supermarkets to which Sunday trading restrictions apply.
Other Convenience Stores	Other stores not classed as large supermarkets, permitted to sell or supply alcohol for 24 hours in their standard timings.
Hotel Bars	The total number of hotel bars with a 24-hour licence and, including a breakdown of this number into those hotel bars that are open to both guests and public and those which are open to guests only. For further explanation see <a href="#">'Frequently Asked Questions'</a> .
Other Premises Types	The total number of other premises types with a 24-hour licence which have not been recorded in another category (e.g. sports clubs, village halls, beach huts etc.).

<sup>21</sup> [http://www.culture.gov.uk/what\\_we\\_do/alcohol\\_and\\_entertainment/4060.aspx](http://www.culture.gov.uk/what_we_do/alcohol_and_entertainment/4060.aspx)

Cumulative Impact Area	Area that the Local Authority has identified in their licensing policy statement where there is a saturation of licensed premises and the 'cumulative impact' of any additional licensed premises could affect the licensing objectives. Further information on cumulative impact areas is available in Sections 13.24 - 13.39 of the Revised Guidance to Licensing Authorities on the DCMS website ( <a href="http://www.culture.gov.uk">www.culture.gov.uk</a> ).
Time Period	This report's time period relates to the licence activity over a 12 month period between 1st April 2007 and 31st March 2008.
Applications Made	Correctly and properly made applications received by the Licensing Authority in the time period specified. Excludes applications that were rejected because of mistakes in the form and/or failure to advertise properly.
Granted	Licences, Certificates and Statements granted in the time period specified - i.e. licences which were applied for before 1st April 2007 but granted within the 12 months specified, excluding licences applied for before 31st March 2008 but granted later. This ignores any pending appeals.
Refused	Licences, Certificates and Statements refused in the time period specified - i.e. licences which were applied for before 1st April 2007 but refused within the 12 months specified, excluding licences applied for before 31st March 2008 but refused later. This ignores any pending appeals.
Variation to Premises Licence	Applications made under Section 34 of the Act to change the terms of a licence, for example the opening hours, the licensable activities or the conditions.
Variation of Designated Premises Supervisor (DPS)	Applications made under Section 37 of the Act from a Premises Licence holder to vary a premises licence to specify a different individual as the 'designated premises supervisor'.
Variation to Club Premises Certificate	Applications made under Section 84 of the Act to change the terms of a club premises certificate, for example the qualifying club activities or the conditions.
Provisional Statements	Applications made under Section 29 of the Act where the premises is being constructed, extended or altered for use for licensable activities.
Transfer of Premises Licence	Applications made under Section 42 of the Act to obtain the consent of the existing premises licence holder to transfer a licence.
Police Objections to Personal Licence applications	This includes an objection notice under Sections 120(5) and 124(3) of the Licensing Act 2003 (following convictions for relevant and foreign offences). Data in this report does not include objection notices that were subsequently withdrawn.
Applications that went to a committee hearing	The number of applications that resulted in a hearing, rather than the number of committee hearings held.

Personal Licence applications that went to a hearing	Applications that went to a hearing for: [i] Determining applications for the grant of a personal licence - S.120(7)(a); [ii] Determining applications for the renewal of a personal licence - S.121(6)(a); [iii] Convictions coming to light after grant or renewal of a personal licence - S.124(4)(a).
Premises Licence and Club Premises Certificate applications that went to a hearing	Applications that went to a hearing for: [i] Determining applications for a premises licence - S.18(3)(a); [ii] Determining applications for provisional statements - S.31(3)(a); [iii] Determining applications to vary a premises licence - S.35(3)(a); [iv] Determining applications for club premises certificates - S.72(3)(a); [v] Determining applications to vary club premises certificates - S.85(3). Excludes applications for a change to DPS, transfer of premises licence, review, or cancellation of interim authority notices following police objections that went to a hearing.
Total completed reviews	Only includes reviews that have been completed - i.e. where the Licensing Authority notified parties of its decision in the time period specified. Excludes applications for a review that were withdrawn or reviews that were mediated and therefore did not go to a hearing.
Review of Premises Licence (following application)	Total completed reviews of premises licences - following an application for the review under Section 51 of the Licensing Act 2003.
Review of Premises Licence (following application by police)	Total completed reviews of premises licences - following an application for an expedited/summary review under S.53A of the 2003 Act.
Review of Premises Licence (following closure order)	Total completed reviews of premises licences under Section 167 of the Licensing Act 2003 - following a closure order under Section 161 of the Licensing Act 2003 for disorder or public nuisance.
Review of Club Premises Certificate	Total completed reviews of club premises certificates - following an application for the review under Section 87 of the Licensing Act 2003.
Reason for completed review	The number of completed reviews resulted from concerns about each licensing objective. As a review can result from concerns about one of more of the licensing objectives, this includes all the reason(s) for each review.
Crime & Disorder; Protection of Children; Public Nuisance; Public Safety	The reasons for completed review are the licensing objectives, and the stated grounds of the review.
Number of completed reviews instigated by Police, Trading Standards, EHOs, other Responsible Authorities or Interested Parties	The break down of total completed reviews by the responsible authority (or interested parties) which initiated the review. Includes expedited reviews sought under S.53A of the 2003 Act (which will always be instigated by the police) and reviews following closure under S.161 of the 2003 Act (again, these would be instigated by the police).

Actions Taken	The actions taken following each completed review, including completed expedited reviews. This records the resulting action, or actions, taken for each completed review of a licence. There should be at least one action associated with each review, as well as multiple actions.
Operating hours modified	For example, where the opening hours are reduced, or, where a pub has its hours for alcohol sales reduced, and this effectively reduces its operating hours.
Licensable activity partially restricted	For example, where regulated entertainment is restricted to shorter hours, or to particular days of the week.
Licensable activity completely excluded	For example, where authorisation for the sale of alcohol is completely removed from a licence.
Other conditions added or modified	For example, conditions relating to CCTV; sound proofing; door security etc.
Club Certificate withdrawn	Where a Club Premises Certificate is withdrawn under Section 88 of the Licensing Act 2003.
Total number of applications for expedited reviews	This relates to premises licences only. This is the number of applications by the chief officer of police for an expedited/summary review of a premises licence because of serious crime and/or serious disorder under S.53A of the 2003 Act. It may differ from information on the number of completed reviews by type of licence, as it seeks the number of applications under the new power, rather than completed reviews as a result.
Number of expedited review applications withdrawn or rejected	Record how often an expedited/summary review application has been rejected or withdrawn.
Number of cases where interim steps were taken	The number of cases where interim steps were taken following the successful application for an expedited review. Interim steps are temporary measures which have to be taken within 48hours of the expedited review being accepted under one specific review power. These measures then fall (unless they are reimposed at the review hearing).
Number of cases where interim steps were not taken	The number of cases where no interim steps were taken following the successful application for an expedited review
Operating hours modified	For example, where the opening hours are reduced, or, where a pub has its hours for alcohol sales reduced, and this effectively reduces its operating hours.
Licensable activity partially restricted	For example, where regulated entertainment is temporarily restricted to shorter hours, or to particular days of the week.
Licensable activity completely excluded	For example, where authorisation for the sale of alcohol is temporarily removed from a licence.
Other conditions added or modified	For example, conditions relating to door security etc.
Designated Premises Supervisor removed	Where the DPS has been removed pending the outcome of the review hearing.

Licence suspended	Licence suspended pending the outcome of the review hearing.
Number of licences surrendered, lapsed, revoked, forfeited, suspended or withdrawn	This does not include licence and certificate suspensions following licence reviews. Similarly, licence suspensions following interim steps following serious crime and/or disorder are not recorded here.
Surrendered (Premises Licence)	Where a Premises Licence is surrendered under Section 28 of the Licensing Act 2003.
Surrendered (Club Certificate)	Where a club premises certificate is surrendered under Section 81(3) of the Licensing Act 2003.
Surrendered (Personal Licence)	Where a personal licence is surrendered under Section 116 of the Licensing Act 2003.
Lapsed (Premises Licence)	Where a premises licence has lapsed due to the death, incapacity, insolvency etc. of the licence holder, as set out under Section 27 of the Licensing Act 2003. Excludes instances where a Premises Licence was in effect for a limited period, but the period has since expired (e.g. one-off events).
Lapsed (Club Certificate)	Where a club premises certificates has lapsed because it had effect for a limited period, but that period has since expired.
Revoked (Personal Licence)	Where a Personal Licence is revoked under Section 124 of the Licensing Act 2003.
Forfeited (Personal Licence)	Where a Premises Licence has been forfeited following a court order under Section 129 of the Licensing Act 2003 in the time period specified (and where that order has not been suspended, pending an appeal under Sections 129(4) or 130 of the Licensing Act 2003).
Closure Notice (Premises Licence)	Where a premises is prohibited from selling alcohol for 48 hours following a closure notice under S.169A.
Suspended by a Court (Premises Licence)	Where a Premises Licence is suspended by a court, under Section 147B(1) of the Licensing Act 2003 (as amended by the Violent Crime Reduction Act 2006) for the sale or supply of alcohol, following an offence of persistently selling to underage children.
Suspended by a Court (Personal Licence)	Where a Personal Licence is suspended following a court order under Section 129 of the Licensing Act 2003 in the time period specified (and where that order has not been suspended, pending an appeal under Sections 129(4) or 130 of the Licensing Act 2003).
Withdrawn (Club Certificate)	Where a club premises certificate is withdrawn under Section 90 of the Licensing Act 2003.
Appeals	Appeals where the Magistrates Court notified parties of its decision in the time period specified. This includes the number of appeals against application decision and separately appeals against the licence review decision.
Judicial Reviews	Reviews where the High Court notified parties of its decision in the time period specified.

Valid <a href="#">Temporary Event Notices</a> given	A notice under Section 100 of the Licensing Act, used to authorise certain relatively small-scale events involving licensable activities, subject to certain criteria and limits. Includes only notices that have been correctly and properly given in the time period specified - i.e. exclude notices that were sent back because of mistakes on the form. This also includes notices that were subsequently withdrawn.
TENs withdrawn	Temporary Event Notices withdrawn before the event under Section 103 of the Licensing Act 2003.
TENs received following modification with police consent	Temporary Event Notices received under Section 106 of the Licensing Act 2003 following modification of a Temporary Event Notice with police consent.
Counter Notices following police objection	Counter Notices given under Section 105 of the Licensing Act 2003 following police objection.
TENs resulting in a committee hearing	Number of Temporary Event Notices where there has been a counter notice following police objection - that resulted in a committee hearing - Section 105(2)(a).
Counter Notices where limits exceeded	Counter Notices given where limits relating to Temporary Event Notices are exceeded (e.g. limit of 12 Temporary Event Notices per premises per year).

## FURTHER INFORMATION

The Alcohol, Entertainment and Late Night Refreshment Licensing 2006/07 Bulletin and online tables can be downloaded in electronic format free of charge from:

[http://www.culture.gov.uk/reference\\_library/research\\_and\\_statistics/4865.aspx](http://www.culture.gov.uk/reference_library/research_and_statistics/4865.aspx)

The Department inherited responsibility for these statistics, as part of the transition of responsibility for alcohol and entertainment legislation, in 2001. The web address above also has a link to the previous Liquor Licensing bulletin provided by DCMS (October 2004).

This bulletin was prepared by the Evidence & Analysis Unit in the Department for Culture, Media and Sport. If you have any enquiries about figures in this bulletin then please contact us:

Evidence & Analysis Unit  
Department for Culture, Media and Sport  
2-4 Cockspur Street,  
London SW1Y 5DH

Email: [licensing.statistics@culture.gsi.gov.uk](mailto:licensing.statistics@culture.gsi.gov.uk)

Press enquiries should be made to DCMS Press Office on 020 7211 6271.



department for  
**culture, media  
and sport**

2-4 Cockspur Street  
London SW1Y 5DH  
[www.culture.gov.uk](http://www.culture.gov.uk)