


# Treasury Mapping: Credit Unions and the IMD in London


## Legend


 Government Office Region


 Credit Unions

### Credit Union Buffers

Distance from Credit Union


 up to a mile


 1 - 2 miles


 2 - 3 miles


### LSOA (deprivation)

IMD Rank of Income

 Top 25% most deprived

 25-50% most deprived

 25-50% least deprived

 25% least deprived

 CDFIs

