



Copyright Industries in the U.S. Economy



THE 2004 REPORT

By Stephen E. Siwek
Economists Incorporated

Prepared for the
International Intellectual Property Alliance®

Copyright Industries in the U.S. Economy

THE 2004 REPORT

By Stephen E. Siwek
Economists Incorporated

Prepared for the
International Intellectual Property Alliance®

Copyright Industries in the U.S. Economy: The 2004 Report updates and supplements nine previous reports produced by Economists Incorporated for the International Intellectual Property Alliance:

Siwek and Furchgott-Roth, *Copyright Industries in the U.S. Economy* (released in November 1990)
Siwek and Furchgott-Roth, *Copyright Industries in the U.S. Economy: 1977-1990* (released in September 1992)
Siwek and Furchgott-Roth, *Copyright Industries in the U.S. Economy: 1993 Perspective* (released in October 1993)
Siwek and Furchgott-Roth, *Copyright Industries in the U.S. Economy: 1977-1993* (released in January 1995)
Siwek and Mosteller, *Copyright Industries in the U.S. Economy: The 1996 Report* (released in October 1996)
Siwek and Mosteller, *Copyright Industries in the U.S. Economy: The 1998 Report* (released in May 1998)
Siwek, *Copyright Industries in the U.S. Economy: The 1999 Report* (released in December 1999)
Siwek, *Copyright Industries in the U.S. Economy: The 2000 Report* (released in December 2000)
Siwek, *Copyright Industries in the U.S. Economy: The 2002 Report* (released in April 2002)

© 2004 Economists Incorporated

All rights reserved. Material in this report is protected by copyright. It may, however, be reproduced for non-commercial purposes or quoted with appropriate attribution to Stephen E. Siwek of Economists Incorporated and the International Intellectual Property Alliance.

International Intellectual Property Alliance® is a registered service mark of the International Intellectual Property Alliance. IIPA® is a service mark of and owned by the International Intellectual Property Alliance.

ISBN 0-9634708-2-5

TABLE OF CONTENTS

| | |
|--|-----|
| Foreword..... | i |
| Executive Summary..... | iii |
| I. Introduction | 1 |
| II. The Copyright Industries: New Industry Classifications | 3 |
| III. Value Added by the Copyright Industries | 5 |
| IV. Employment in the Copyright Industries | 7 |
| V. U.S. Copyrighted Materials in World Markets | 9 |
| VI. Conclusion..... | 11 |
| Appendix A: Tables of Statistics..... | 13 |
| Appendix B: WIPO & the ISIC Code | 17 |
| Appendix C: Detailed List of NAICS and ISIC Industries by ISIC Summary Categories..... | 19 |
| Appendix D: List of References..... | 33 |

ABOUT THE AUTHOR

Stephen E. Siwek is a Principal at Economists Incorporated (1200 New Hampshire Avenue, N.W., Washington, DC 20036, www.ei.com). He is co-author of *International Trade in Computer Software* (Quorum Books, 1993) and *International Trade in Films and Television Programs* (American Enterprise Institute/Ballinger Publishing Company, 1988) and has written and lectured on trade in media services in the United States and Europe. Mr. Siwek has served as economic and financial consultant to numerous communications and media corporations and is a member of the Institute of Business Appraisers.

ACKNOWLEDGEMENTS

Economists Incorporated is grateful to the International Intellectual Property Alliance (IIPA) and its member associations for their support and assistance in the drafting of this report. In particular, we would like to thank the staff of the IIPA, including Eric H. Smith and Maria Strong, for their comments. The IIPA is a private sector coalition formed in 1984 to represent the U.S. copyright-based industries in bilateral and multilateral efforts to improve international protection and enforcement of copyrighted materials. These six member associations—the Association of American Publishers (AAP), the Business Software Alliance (BSA), the Entertainment Software Association (ESA), the Independent Film & Television Alliance (I.F.T.A., formerly known as AFMA), the Motion Picture Association of America (MPAA), and the Recording Industry Association of America (RIAA)—represent over 1,300 U.S. companies producing and distributing materials protected by copyright laws throughout the world, including: all types of computer software including business applications software and entertainment software (such as videogame CDs and cartridges, personal computer CD-ROMs and multimedia products); theatrical films, television programs, home videos and digital representations of audiovisual works; music, records, music CDs, and audiocassettes; and textbooks, tradebooks, reference and professional publications and journals (in both electronic and print media). Visit www.iipa.com for more information.

EP's research associates, Jessica Langsam and Lily Chou, performed much of the underlying research and computer work that was used throughout this 2004 report.

FOREWORD

*From Eric H. Smith, President
International Intellectual Property Alliance*

The U.S. copyright-based industries continue to be one of America's largest and fastest-growing economic assets. The International Intellectual Property Alliance (IIPA) is a private sector coalition of six trade associations with over 1,300 U.S. company members producing and distributing materials protected by copyright laws throughout the world—all types of computer software including business applications software and entertainment software (such as videogame CDs and cartridges, personal computer CD-ROMs and multimedia products); theatrical films, television programs, home videos and digital representations of audiovisual works; music, records, CDs, and audiocassettes; and textbooks, tradebooks, reference and professional publications and journals (in both electronic and print media). For the past 20 years (1984-2004), IIPA and its members have been working to improve the copyright law and enforcement systems in countries around the world in order to deter piracy, strengthen legal foundations, foster technological and cultural development, and encourage local investment and employment.

In 1990, IIPA commissioned Economists Incorporated to conduct a report measuring the economic impact and trade role of these copyright industries in the U.S. economy. That report turned out to be the first in the world to undertake such an economic analysis, and we are proud to see that more than a dozen studies in other nations have been published since then.

This 2004 report, the tenth produced since 1990 by the IIPA in collaboration with Economists Incorporated, represents another milestone—the first report done worldwide which follows the new definitions and guidelines in the 2003 research

study published by the World Intellectual Property Organization (WIPO), *Guide on Surveying the Economic Contribution of the Copyright-Based Industries*. As a result, this new IIPA report reflects the WIPO methodology, much of which incorporates the prior work done by Economists Incorporated in the IIPA studies. For example, the “core” industries are those copyright-related industries whose primary purpose is to produce and/or distribute copyright materials; the “total” copyright industries contain four sub-sectors now called the core, partial, non-dedicated support, and interdependent sectors. Because of the more expansive WIPO methodology, the data in our 2004 report is not easily compared to data found in prior IIPA's reports. Nevertheless, our 2004 report continues to show the strength and importance of the U.S. copyright industries to U.S. job and revenue growth and international trade:

- ① In 2002, the U.S. “core” copyright industries accounted for an estimated 6% of the U.S. gross domestic product (\$626.6 billion).
- ② In 2002, the U.S. “total” copyright industries accounted for an estimated 12% of the U.S. gross domestic product (\$1.25 trillion).
- ③ The “core” copyright industries employed 4% of U.S. workers in 2002 (5.48 million workers).
- ④ The “total” copyright industries employed 8.41% of U.S. workers in 2002 (11.47 million workers). This level approaches the total employment levels of the entire health care and social assistance sector (15.3 million) and the entire U.S. manufacturing sector (14.5 million in 21 manufacturing industries).
- ⑤ Between 1997-2001, the core copyright industries grew at an annual growth rate of 3.19% per year, a rate more than double the annual employment rate (1.39%) achieved by the economy as a whole. Factoring out the difficult economic year of 2002, between 1997-2001 the core copyright industries' employment grew at an annual growth rate of 3.19% per year, a rate more than double the

annual employment rate achieved by the U.S. economy as a whole (1.39%).

- ⑥ In 2002, the U.S. copyright industries achieved foreign sales and exports estimated at \$89.26 billion, leading other major industry sectors such as: chemicals and related products, food and live animals, motor vehicles, parts, and accessories, and aircraft and associated equipment sectors.

Over the years, these studies have continually demonstrated that the creation of knowledge-intensive intellectual property-based goods and

services is critical to the continued economic growth of this country. As e-commerce develops, we believe that this relative importance will grow as well. This will equally be true for our trading partners, both developed and developing.

As the digital revolution and the Internet have become more important, the challenge of piracy has grown commensurately. To safeguard—indeed nurture—this valuable economic resource, governments must be unrelenting in battling pirates on a global basis. Through good laws and effective and deterrent enforcement, this can be done and our industries will continue to grow.

EXECUTIVE SUMMARY

This report, *Copyright Industries in the U.S. Economy: The 2004 Report*, completed by Economists Incorporated, updates and supplements nine earlier reports prepared for the International Intellectual Property Alliance (“IIPA”). This tenth report presents estimates of the copyright industries’ contribution to the U.S. economy through 2002, and demonstrates the continuing positive impact these industries have on the U.S. economy.

In comparison with previous IIPA reports, this 2004 study implements two new methodologies/ measures. First, this report reflects data of the new industry classification system in North America (known as NAICS, the North American Industrial Classification Systems) generated and used by U.S. government agencies. Second, this IIPA report also implements the international standards and recommendations published in late 2003 by the World Intellectual Property Organization (WIPO) which develops recommended economic and statistical standards (using ISIC, the International Standard Industrial Classification code) to measure the impact of domestic copyright industries on local economies. To our knowledge, this report is the first economic study in the world to reflect fully the new WIPO standards.¹ Using these WIPO standards will facilitate more reliable and comprehensive in-country and cross-country data comparisons regarding the strength of copyright industries in local economies.

The 2002 data in this study quantify the size and critical importance of the copyright industries to the U.S. economy, using the most current data available. As in prior studies, the U.S. copyright industries’ contribution to the U.S. economy is measured by three economic indicators: (1) value-added to the U.S. gross domestic product (GDP); (2) share of national employment; and (3) revenues generated from foreign sales and exports. Using new methodological changes generally acted to *increase* the number of industries that were analyzed but to *reduce* the growth rates achieved by the copyright industries in the aggregate. These offsetting trends tended to affect the “total”² copyright industries more than the “core”³ copyright industries.

Contribution to the U.S. Economy/ Value-Added to GDP, 2002

As shown in Table 1, the “value-added” to the U.S. economy by the core copyright industries reached \$626.2 billion or 6% of the U.S. economy in 2002. In the same year, the value added by the total copyright industries was \$1.254 trillion or 12% of the U.S. economy.

TABLE 1: 2002 Value Added (billions of U.S. 2002 dollars)

| Core Copyright Industries | Total U.S. GDP | Core Share of U.S. GDP |
|---------------------------|----------------|------------------------|
| \$626.2 | \$10,480.8 | 5.98% |

| Total Copyright Industries | Total U.S. GDP | Total Share of U.S. GDP |
|----------------------------|----------------|-------------------------|
| \$1,254.0 | \$10,480.8 | 11.97% |

¹ The author of this report, Stephen E. Siwek, participated as an expert at the meeting of the “Working Group of Experts of the Preparation of a WIPO Handbook on Survey Guidelines for Assessing the Economic Impact of Copyright and Related Rights,” which was co-sponsored by WIPO and held in Helsinki, Finland, in July 2002. That meeting launched the process that resulted in WIPO’s 2003 publication of its *Guide on Surveying the Economic Contribution of the Copyright-Based Industries* which includes the recommendations and standards used in this 2004 report on the U.S. copyright industries.

² The definition of the “total” industries has been expanded to reflect the WIPO definition which is broader than the definition used by Economists Incorporated in the prior nine reports for IIPA. Four subsectors still comprise the “total” categorization, and these are called core, partial, non-dedicated support, and interdependent sectors.

³ Similarly, the definition of the “core” industries also has been expanded to reflect the WIPO definition. For this 2004 report, the “core” industries are those industries whose primary purpose is to produce or distribute copyright materials. These industries include newspapers, book publishing, recording, music, and periodicals, motion pictures, radio and television broadcasting, and computer software (including business application and entertainment software). Industries that are now included in the new “core” definition which were not present in prior studies include, for example, book stores, news dealers and newsstands, and commercial photography operations.

TABLE 2: Real Annual Growth Rates
Value Added to U.S. GDP

| | 1997-01 | 1997-02 |
|---|---------|---------|
| Core Copyright Industries | 3.48% | 3.51% |
| Total Copyright Industries NAICS + ISIC | 0.68% | 1.00% |
| Total Copyright Industries NAICS Only | 2.07% | 2.22% |
| U.S. GDP (economy as a whole) | 2.47% | 2.40% |

TABLE 3: 2002 Comparison to Other Sectors

| | Value Added [billions] | Employment [thousands] |
|-----------------------------------|---------------------------|---------------------------|
| Core Copyright | \$626.2 | 5,484 |
| Total Copyright | \$1,254.0 | 11,476 |
| Other Sectors | | |
| Federal Government | \$648.0 | |
| Total State and Local | \$1,189.1 | |
| Construction | | 6,943 |
| Health Care and Social Assistance | | 15,347 |
| Manufacturing | | 14,543 |
| Retail Trade | | 15,025 |
| Leisure and Hospitality | | 11,986 |

The 2002 share of U.S. GDP achieved by the core copyright industries (6%) exceeds the 2001 core copyright share of 5.24% that was presented in our last study for the IIPA—an annual increase of almost 13%. However, the 2002 share of U.S. GDP achieved by the total copyright industries (12%) represents an increase of more than 54% in comparison to the total copyright industry share of 7.75% that we previously reported for 2001. This significant increase in the total copyright industries' share of GDP is due to both an increase in the core industries as well as the larger group of industries identified in the total copyright sector under the new methodology.

While the methodological changes that have been adopted in this report serve to increase the

size of both the core and particularly the total copyright industries, these changes also tend to reduce the annual growth rates for the copyright industries over time. In Table 2, we report real annual growth rates for the copyright industries and for the U.S. economy as a whole since 1997.⁴ The real growth rate of the core copyright industries' value added over the period 1997 through 2002 was 3.51% annually. Nevertheless, this growth rate in the core copyright industries exceeded the real annual growth rate for U.S. GDP for the same period (2.40%) by 46.3%.

However, the real growth rate for the total copyright industries for the period 1997 through 2002 was only 1.00% (using the NAICS+ISIC formulation, as seen in the right column of Table 2). This relatively low growth rate reflects, among other things, the consequences of including, within the total copyright industries, new sectors that generally experienced slower growth rates. The inclusion of these new industries in the revised definition of the total copyright industries was one important cause of the relative decline in total copyright industry growth rate in the 1997-2002 period.⁵

We report the real growth rates in value added also achieved by the copyright industries and the U.S. economy for the period 1997-2001 (see the left column of Table 2). The core copyright industries' growth in value added for that period (3.48%) continued to exceed the real growth in the economy as a whole (2.47%) while the total copyright industries (2.07%) lagged behind.

To put these figures in perspective, the total expenditures and investments of the entire federal government (defense and non-defense combined) in 2002 was \$648 billion, a figure approximately equal to the value added to the U.S. economy by the core copyright industries (see Table 3). That same year, the total expenditures and investments of all state and local governments in the United States was \$1.189 trillion, an amount that is approximately 5% less than the value added by the total copyright industries. Additional comparisons of the copyright industry's value added to other sectors of the U.S. economy are also provided in Table 3. These comparisons

⁴ Prior Economists Incorporated studies for the IIPA included data comparisons as far back as 1977. Because of the methodological changes used in this report, such comparisons to old data would not be accurate, and as a result, data comparisons have been shortened to 1997-2002.

⁵ In order to assess the importance of these changes, we also estimate growth rates for the total copyright industries that reflect the new industry classifications of the system, but do not incorporate the copyright industry definitions recommended by WIPO. These alternative growth rates are shown in Table 2 under the heading, "NAICS Only." As shown in Table 2, the annual growth rate in the value added achieved by the total copyright industries, as previously defined, was 2.22% for the period 1997 through 2002. This rate of growth is more than 100% higher than the total copyright industry growth rate, as now defined under the WIPO methodology.

clearly document the size and importance of the copyright industries today. Since the comparisons reflect data for 2002—a generally slow year for the copyright industries in aggregate—they actually understate the true importance of the copyright industries in 2004 and beyond.

Copyright Industry Employment, 2002

In our *Copyright Industries in the U.S. Economy: The 2002 Report*, we estimated the core copyright employment in 2001 at 4,711,200 people or 3.49% of the U.S. workforce. Using the new methodology, we now report that the core copyright industries employ 5,484,000 people or 4.02% of U.S. workers for 2002⁶ (see Table 4). This latter total is roughly comparable to the total of 6.9 million paid workers who were employed in the U.S. construction industry in 2002.

With respect to the total copyright industries, we estimated 2001 employment of 7,972,000 workers or 5.9% of the U.S. workforce, in our prior report. In 2002, the total copyright industries employed 11,476,000 workers or 8.41% of total employment in the U.S., using the new methodology. The size of the total copyright industry workforce (almost 11.5 million workers in 2002) is now beginning to approach the total employment levels of the entire U.S. health care and social assistance sector (15.3 million employees) and even the entire U.S. manufacturing sector (14.5 million workers in 21 manufacturing industries). Additional comparisons of the copyright industry's employment levels with other industries are shown in Table 3.

As shown in Table 5, we also estimated real annual growth rates in copyright employment since 1997. For the period 1997 to 2002, the core copyright industries added workers at an annual rate of 1.33%. This rate of growth exceeded the annual employment growth rate achieved by the economy as a whole (1.05%) by 27%.

In contrast, the employment growth rate for the total copyright industries for the period 1997 through 2002 was only 0.34% (using the conversion to NAICS plus ISIC formulation). In Table 5, we provide alternative calculations of the employment growth rates achieved by the total copyright industries if one were to ignore

TABLE 4: 2002 Employment (*in thousands*)

| Core Copyright Industries | Total U.S. Employment | Core Share of U.S. |
|---------------------------|-----------------------|--------------------|
| 5,484 | 136,485 | 4.02% |

| Total Copyright Industries | Total U.S. Employment | Total Share of U.S. |
|----------------------------|-----------------------|---------------------|
| 11,476 | 136,485 | 8.41% |

TABLE 5: Real Annual Growth Rates: Employment

| | 1997-01 | 1997-02 |
|---|---------|---------|
| Core Copyright Industries | 3.19% | 1.33% |
| Total Copyright Industries NAICS + ISIC | 1.97% | 0.34% |
| Total Copyright Industries NAICS Only | 2.25% | 0.66% |
| U.S. Economy | 1.39% | 1.05% |

the revised total copyright industry definitions recommended by WIPO. Using the NAICS only method, the growth rate in the total copyright industries nearly doubles from 0.34% to 0.66% per year.

Poor economic conditions in the overall U.S. economy, particularly in 2002, also appear to have hurt the growth of the total copyright industries. We sought to quantify the extent to which these conditions may have affected the growth rates achieved by the U.S. copyright industries in this time frame. For both value added and employment, we sought to isolate the effects of 2002 by considering real annual growth rates for the period 1997 to 2001. In the left column of Table 5, we report annual growth rates in employment that exclude 2002, a year of painfully slow growth for all industries. Under this measure, we observe that over the period 1997 to 2001, the annual growth rate for the core copyright industries was 3.19% per year, a growth rate more than 130% higher than the annual employment growth rate of 1.39% that was achieved by the economy as a whole. In the same period (1997-2001), we also observe that the total copyright industries achieved an annual employment growth rate (1.97%) that exceeded the growth rate for the U.S. economy by 42%. Under our previous definitions (NAICS Only), the

⁶ Note that the total number of U.S. workers in 2000, 2001 and 2002 used in our previous studies have all been revised upward by the Bureau of Labor Statistics to reflect changes in population controls made as a result of information gathered in the 2000 census. The revised data generally show 1 to 2 million more U.S. civilian workers overall than reported previously. See Table A4 in Appendix A.

TABLE 6: Annual Growth Rate of Foreign Sales & Exports

| Year | 1991 | 1996 | 1997 | 1998 | 1999 | 2000 | 2001 | 2002 |
|-------------|------|-------|-------|------|-------|------|------|------|
| Growth Rate | 6.4% | 13.3% | 11.1% | 2.9% | 14.5% | 8.3% | 3.4% | 1.1% |

annual growth rate in total copyright employment for the period 1997-2001 was 2.25% per year, well above the growth rate achieved by the U.S. economy in the same period.

Foreign Sales and Exports, 2002

Our revised and updated estimates for foreign sales and exports of the core copyright industries also reflect the impact of poor economic conditions in 2001 and 2002. The recording, music, music publishing, periodicals, books, and newspapers segments and the software industry experienced declines in their foreign sales revenue in 2002. Only the motion picture sector saw an increase in 2002, reaching \$17 billion in foreign sales revenue.

Overall, total revenue generated from foreign sales of the core copyright industries is estimated to be at least \$89.26 billion in 2002, which is still a 1.1% growth from the \$88.28 billion in 2001 (see Table 6). Furthermore, the core copyright industries' foreign sales and exports are still larger than the U.S. Commerce Department's International Trade Administration's export estimates of several other major industry sectors (see Table 7). For 2002, these core copyright

TABLE 7: Foreign Sales/Exports for Selected Industries 2001 and 2002 (*in billions of dollars*)

| INDUSTRY | FOREIGN SALES/EXPORTS | |
|---|-----------------------|----------------|
| | 2001 | 2002 |
| Selected Core Copyright Industries | \$88.28 | \$89.26 |
| Chemicals and Related Products | \$82.32 | \$83.59 |
| Food and Live Animals | \$41.17 | \$40.30 |
| Motor Vehicles, Parts, and Accessories | \$47.53 | \$50.36 |
| Aircraft and Associated Equipment | \$44.69 | \$43.88 |

industries exceeded the chemicals and related products, food and live animals, motor vehicles, parts, and accessories, and aircraft and associated equipment sectors.

Despite the slow growth in 2002, recent reports project positive revenue growth for the copyright industries in 2004 and forward. Nielson SoundScan and PricewaterhouseCoopers both predict growth for the recording and music industry as legitimate digital music sales increase. The International Data Corp also recognizes that 2004 will see increased growth for the software industry. These reports all suggest that the decline in 2002 was a temporary downturn (following at least 25 years of steady growth for the copyright industries, exceeding that of the rest of the U.S. economy) and a positive outlook for foreign sales revenues for the core copyright industries in 2004 will occur.

I. INTRODUCTION

This report, *Copyright Industries in the U.S. Economy: The 2004 Report*, is the tenth in a series issued over the last fourteen years by Economists Incorporated on behalf of the International Intellectual Property Alliance (IIPA). This latest report confirms, once again, that the U.S. copyright industries have outpaced the rest of the economy in growth of contribution to gross domestic product and in growth of jobs.

The U.S. copyright industries, and in particular, the “core” copyright industries, continued to outperform the U.S. economy. Between 1997-2002, they generated higher growth rates in both value added and employment.

As in previous reports, this study is presented in five sections:

- ① The scope and definitions of the copyright industries
- ② Value added by the copyright industries to the U.S. economy

- ③ Employment in the copyright industries in the U.S. economy
- ④ U.S. copyrighted materials in the world market
- ⑤ Conclusion

Appendix A presents data tables detailing the results of the conversion between the two classification systems—from the North American Industrial Classification System (NAICS) to the International Standard Industrial Classification (ISIC), the formulation used by the World Intellectual Property Organization (WIPO). Appendix B summarizes the new methodological recommendations created by WIPO for economic studies on copyright industries’ contributions to local economies. Appendix C provides lists of the ISIC codes used in this report as well as their corresponding NAICS codes. It also shows the industries used in the NAICS-only conversions. Appendix D is the list of references used in this report.

II. THE COPYRIGHT INDUSTRIES: New Industry Classifications

When our previous study, *Copyright Industries in the U.S. Economy: The 2002 Report*, was released, the United States government was still in the process of converting its industrial reporting statistics from the Standard Industrial Classification (SIC) system to the North American Industrial Classification System (NAICS). At that time, the U.S. Bureau of Labor Statistics had not released data under the new system, and as a result, our 2002 report relied on SIC categories to define the copyright industries. Since our 2002 report was published, the U.S. government has completed their conversion process and therefore, this 2004 report uses 2002 NAICS data to define the copyright industries.

NAICS

The North American Industrial Classification System is the product of a joint effort by the United States, Canada, and Mexico to create a common classification system by which direct comparisons could be made across North America. Unlike past revisions of the SIC system which merely incorporated new industries, NAICS reorganizes the entire process of defining industry categories. Whereas previously the SIC system was organized with a mix of production-based and market-based categories, under NAICS the industries are defined according to the type of production activities performed. NAICS, therefore, is a much more consistent system. The NAICS industries are more disaggregated and as a result, many industries that were previously incorporated into a more general SIC industry are

separately recognized under NAICS. In our 2002 report, we could not include many large industries with copyright activities because it was not possible to accurately separate the copyright data from the aggregate industry. Using data organized according to NAICS in this report, we were able to identify many of these industries and include them in our analysis resulting in a more accurate measure of the copyright industries.

One of the most important additions to NAICS is the introduction of the new information sector. Information industries include newspaper, book and periodical publishers, software publishers, motion picture, and sound recording industries. There are 20 new industries included in the information sector, including paging, cellular and satellite telecommunication.⁷

In order to convert the SIC categories previously used to NAICS categories, we relied on concordances provided by the United States Census Bureau. After formulating a list of all the NAICS codes corresponding to SIC codes from the 2002 studies, we added NAICS codes for copyright industries that were not previously defined by the SIC system (for example, 51600—Internet Publishing & Broadcasting). A list of the NAICS industries included in this study can be found in Appendix C.

ISIC and the WIPO Formulation

In addition to presenting the copyright industries in accordance with the NAICS categories, we show the copyright industries as defined by the World Intellectual Property Organization (WIPO). In its 2003 *Guide on Surveying the Economic Contribution of the Copyright-Based Industries*, WIPO defines the copyright industries according to the International Standard Industrial Classification (ISIC) code. WIPO's use of this classification provides an opportunity to have an international standard to compare the economic effect of copyright industries and copyright laws across countries. The creation of this international

⁷ See U.S. Census Bureau data at <http://www.census.gov/epcd/www.naicsect.htm>.

standard is an important step for the development of national copyright studies.

Although we used the ISIC definitions to determine which industries to include in our report, we relied on the NAICS data supplied by the U.S. Bureau of Labor Statistics and the U.S. Census Bureau. To determine which NAICS codes corresponded with the ISIC codes, we consulted the U.S. Census concordance between 2002 NAICS and ISIC Rev 3.1. In some cases a NAICS code corresponded to more than one ISIC code and, in these cases, the employment and value added numbers were split among the multiple ISICs. A list of the ISIC codes included in this report and their corresponding NAICS codes can be found in Appendix C.

The Four Copyright Industry Categories: WIPO Groupings Using ISIC

In all nine of our prior economic reports on the copyright industries, we divided the copyright industries into four groups: core, partial, distribution, and copyright-related; these are the sectors we developed and defined in our first report issued in 1990. In this 2004 report, we still use four categories, but in order to conform to the international standard, we relied upon the four copyright categories defined by WIPO: core, partial, non-dedicated support, and interdependent.

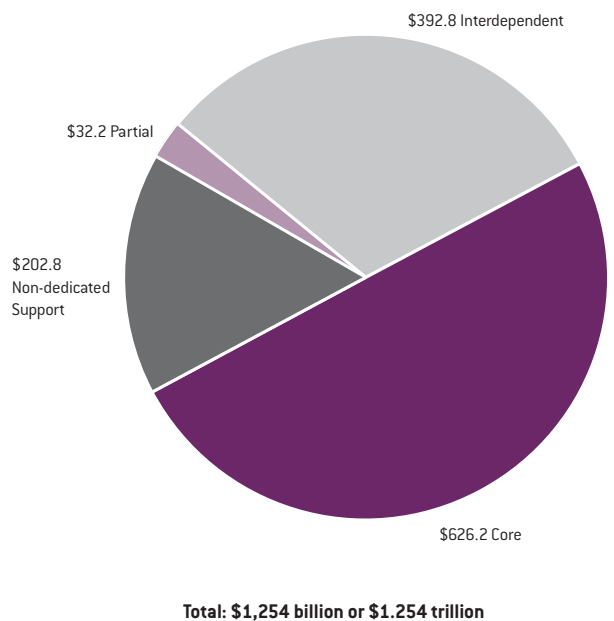
The core industries are those industries whose primary purpose is to produce or distribute copyright materials. These industries include book publishing, recording, music, newspapers and periodicals, motion pictures, radio and television broadcasting, and computer software (including business applications and entertainment software). Industries that are included in the core under the ISIC system that we did not include in the NAICS core include book stores, news dealers and newsstands, and commercial photography.

Partial copyright industries are industries that have some products that are copyrighted materials. These industries range from fabric to furniture to architecture. Some industries added into the ISIC system and not in the NAICS partial

category are knitted and crocheted fabrics, carpets and rugs, and footwear. The third group, non-dedicated support industries, includes industries that distribute copyrighted materials to businesses and consumers. Examples here include transportation services, and wholesale and retail trade involved in the distribution of copyrighted products. WIPO also includes telecommunications in this category, an industry previously excluded from our report. The fourth group involves the interdependent industries, those that produce, manufacture, and sell equipment whose function is primarily to facilitate the creation, production, or use of works of copyrighted matter. One difference in the ISIC system compared to the NAICS system is that ISIC includes manufacture of optical instruments and photographic equipment while NAICS does not.

We refer to the four groups together—core, partial, non-dedicated support, and interdependent—as the “total” copyright industries.

Copyright Industries in the U.S. Economy, 2002
(value added in billions of dollars)



III. VALUE ADDED BY THE COPYRIGHT INDUSTRIES

The most appropriate way to measure an industry's contribution to the national economy is to measure the industry's value added. Value added reflects the economic contribution of labor and capital of a particular industry. The sum of the value added of all industries in the United States is equal to gross domestic product (GDP), a standard measure of the size of the U.S. economy. For this reason, value added calculations can be used to draw comparisons of the relative size and growth rates of different industries in a way that is consistent with the federal government's national income and product accounting data. Unfortunately, for the majority of the industries considered in this study, updated value added figures are not available from the government sources. To estimate value added for this report, we applied input-output factors to the industry revenue figures provided by U.S. government sources.

We describe below the resulting data using both the NAICS data as well as ISIC data which tracks the WIPO recommendations.

NAICS-Only Results

As shown in Chart 1, estimated value added for the NAICS core copyright industries was \$402.1 billion in 1997, 4.84% of the United States Gross Domestic Product. In 2001 the estimated value added for core copyright industries was \$514.9 billion and 5.10% of the U.S. GDP. The real annual growth rate for the period from 1997-2001 is 3.79%, higher than the real annual growth rate for the U.S. GDP of 2.47%. In 2002, the estimated value added for the core industries

was \$514.4 billion and 4.91% of the U.S. GDP. Although value for the core industries decreases slightly from 2001 to 2002, the real annual growth rate for 1997 to 2002 of 2.68% remains higher than the U.S. GDP growth rate of 2.40%.

Total copyright industries increased both from 1997 to 2001 and from 2001 to 2002. Estimated value added for the NAICS copyright industries in 1997, 2001, and 2002 was \$803.8 million, \$962.7 million, and \$1,005.6 billion respectively.

ISIC Results (WIPO Formulation)

In Chart 2, the estimated value added for the ISIC core copyright industries was \$470.3 billion in 1997. In 2001 and 2002, value added increased to \$595 billion and \$626.2 billion, respectively. In addition to the increase in absolute terms, the core copyright industries have expanded their economic importance relative to the national economy. The share of the core copyright industries increased from 5.66% in 1997 to 5.89% in 2001 and 5.98% in 2002 (see Chart 3).

The real annual growth rate of the core copyright industries also outperformed the U.S.

Chart 1: Copyright Industries (NAICS Only)
Value Added Contribution to GDP
(in billions of dollars)

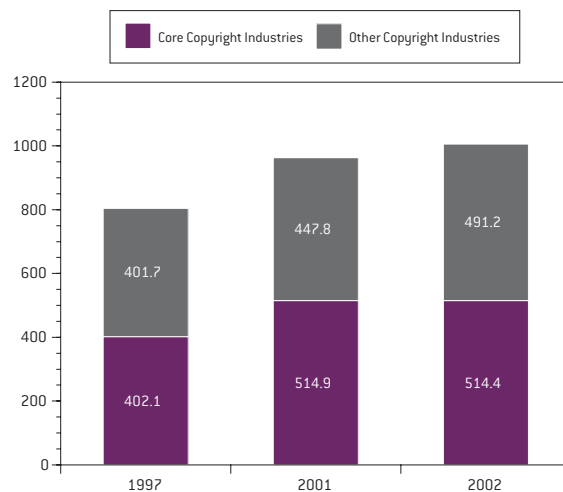


Chart 2: Copyright Industries (ISIC)
Value Added Contribution to GDP
 (in billions of dollars)

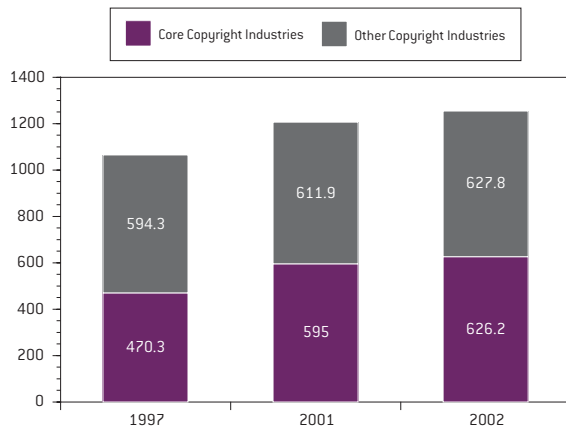


Chart 3: Copyright Industries: Value Added Contribution to GDP
 (share of GDP)

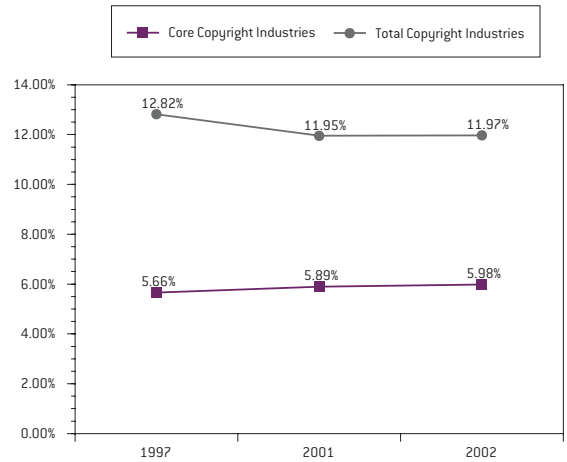
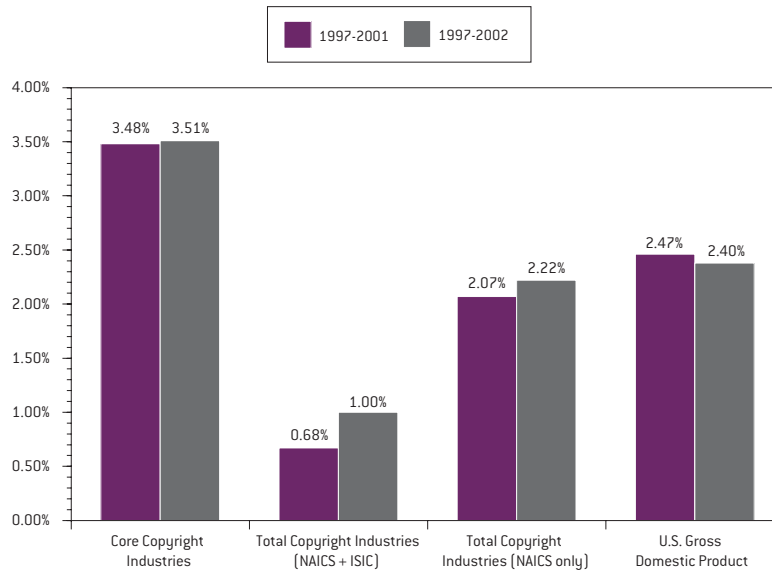


Chart 4: Copyright Industries
Value Added Contribution to GDP
 (real annual growth rate)



economy growth rate. From 1997-2001, the real annual growth rate of the core copyright industries was 3.48% compared to the 2.47% growth rate for the overall economy. In the 1997-2002 period, the annual growth rate of the core copyright industries was 3.51% compared to the U.S. economy's 2.40% growth rate (see Chart 4).

The combined value added for all four copyright industry groups also increased from

1997 to 2002. In 1997, the copyright value added was \$1.064 trillion. Value added increased to \$1.206 trillion in 2001 and \$1.254 trillion in 2002 (see Chart 2). Although the annual growth rate of these industries was less than the U.S. economy as a whole, the value added of these industries represents a significant portion of the U.S. GDP. Value added was 11.95% of GDP in 2001 and 11.97% of GDP in 2002 (see Chart 3).

IV. EMPLOYMENT IN THE COPYRIGHT INDUSTRIES

The growing economic importance of the copyright industries to the U.S. economy can be measured in ways other than value added. Trends in employment provide additional evidence of the positive impact of the copyright industries on the economy. In this section, we provide estimates of copyright industry employment based primarily on data from the U.S. Bureau of Labor Statistics.

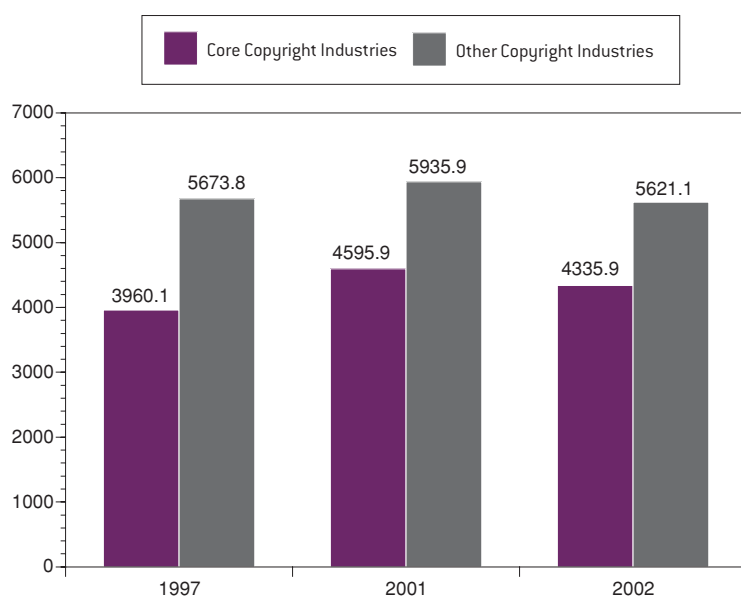
We describe below the resulting data using both the NAICS data as well as ISIC data which tracks the WIPO recommendations.

NAICS-Only Results

Chart 5 shows employment for the NAICS core copyright industries in 1997 was 3.96 million workers. This increased in 2001 to 4.60 million workers. In addition, the percentage of the core copyright employment to overall U.S. employment increased from 3.06% in 1997 to 3.36% in 2001. The annual growth rate of the core copyright industries for the 1997-2001 period was 3.79% which is 2.7 times the U.S. annual growth rate of 1.39%. In 2002, both the core copyright employment and the U.S. employment decreased, but the annual growth rate of the core copyright industries for the 1997-2002 period still outperformed the U.S. employment growth rate.

Employment for all four copyright industry groups also increased from 9.6 million workers in 1997 to 10.5 million workers in 2001. The copyright industries' share of U.S. employment increased from 7.44% in 1997 to 7.69% in 2001. From 1997-2001, the annual growth rate of the copyright industries was 2.25% as compared to the U.S. employment growth rate of 1.39%.

Chart 5: Copyright Industries Employment (NAICS only)
(in thousands)



ISIC Results (WIPO Formulation)

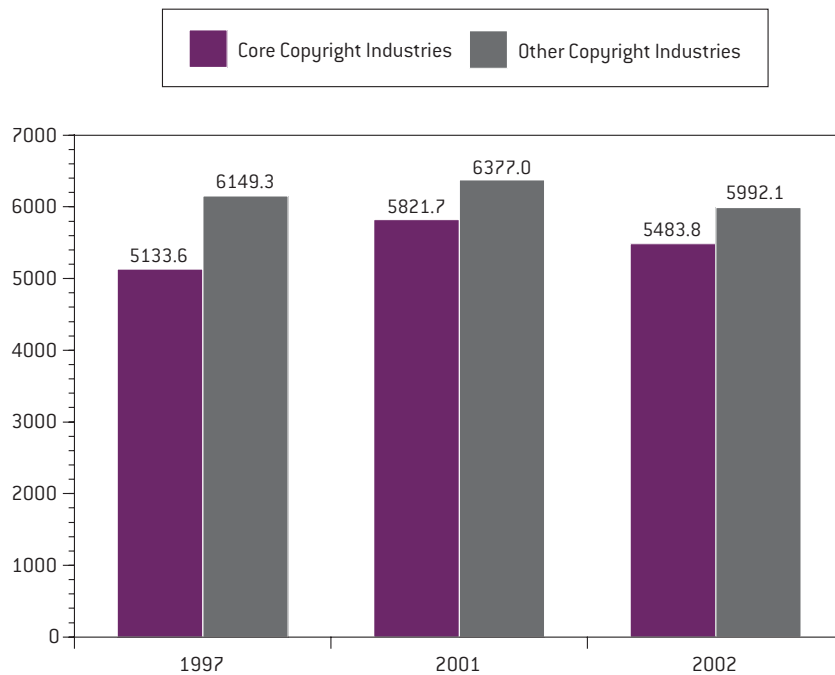
In Chart 6, employment for the ISIC core copyright industries in 1997 was 5.1 million. This increased in 2001 to 5.8 million workers. In addition, the percentage of the core copyright employment to overall U.S. employment increased from 3.96% in 1997 to 4.25% in 2001. The annual growth rate of the core copyright industries for the 1997-2001 period was 3.19% which is 2.3 times the U.S. annual growth rate of 1.39%. In 2002, both the core copyright employment and the U.S. employment decreased, but the annual growth rate of the core copyright industries for the

1997-2002 period still outperformed the U.S. employment growth rate.

Employment for all four copyright industry groups also increased from 11.3 million in 1997 to 12.2 million in 2001. The copyright industries'

share of U.S. employment increased from 8.71% in 1997 to 8.91% in 2001. From 1997-2001, the annual growth rate of the copyright industries was 1.97% as compared to the U.S. employment growth rate of 1.39%.

**Chart 6: Copyright Industries:
Employment (NAICS plus ISIC)
(in thousands)**



V. U.S. COPYRIGHTED MATERIALS IN WORLD MARKETS

Growing numbers of products that embody American creativity are sold throughout the world every year. Whether copyrighted products sold abroad are manufactured in the U.S. or overseas, the creative components emanate from the U.S., where it was nurtured by the protection afforded under the U.S. laws.

We have stated in our prior reports that the U.S. government's export statistics generally fail to accurately measure the value of American copyrighted works sold in foreign markets. For example, a single master version of a copyrighted work, such as a filmprint valued at a few hundred dollars in U.S. export statistics, may be shipped from the United States to another country. From that master version, however, copies or exhibition rights and/or reproduction license fees may generate millions of dollars in sales. Consequently, the number in the export statistics may grossly underestimate the true value attributable to that particular product. And yet these sales and the royalties they generate are a significant source of revenue for U.S. companies.

We again provide estimates of foreign sales and exports for the following groups of four selected core copyright industries for 2002:

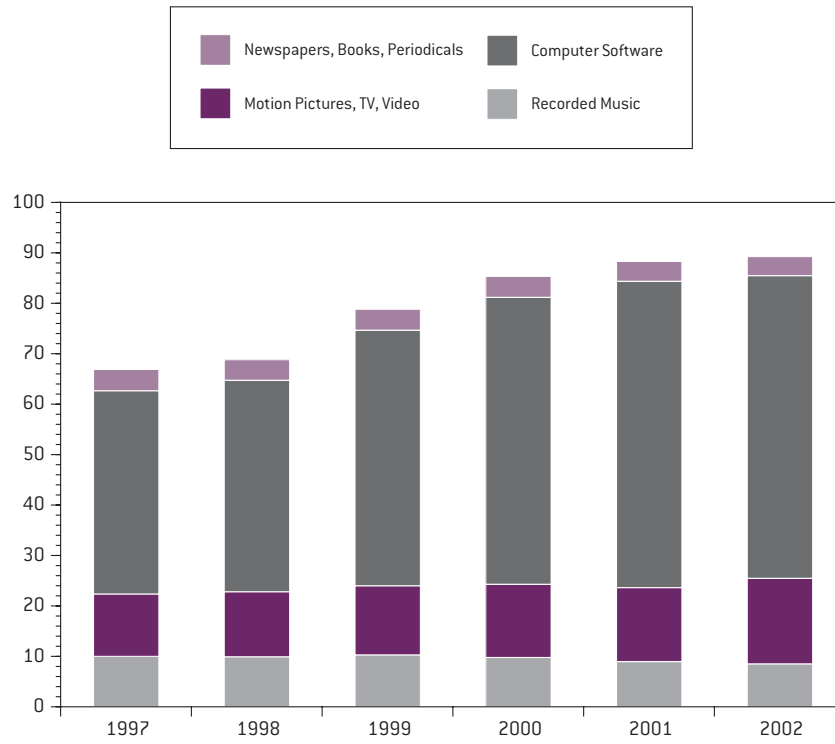
- pre-recorded records, tapes and compact discs;
- motion picture films, television programming and home videos (including DVDs);
- computer software (including both business applications software and entertainment software); and
- books, newspapers and periodicals.

Chart 7 and Table A5 display estimated foreign revenue for these four selected industry groups. Revised estimates for 1998 to 2001 as well as the new 2002 numbers reveal that in 2002 many of these industries' foreign sales have actually been decreasing. For example, the 2001 revenues for the recording industry were \$8.91 billion, lower than previously estimated; its revenue dropped even more in 2002 to \$8.47 billion. Computer software foreign revenue also saw a slight decline in 2002, diminishing from \$60.74 billion in 2001 to \$59.97 billion in 2002. Following this same trend, newspapers, books, and periodicals generated only an estimated \$3.82 billion in revenue from foreign sales in 2002. The motion pictures, TV, and video segment was the only industry group that saw an increase in revenues in 2002, rising from \$14.69 billion to \$17 billion. Total foreign sales revenue for these industries grew by only 1.1% from 2001 to 2002—a dramatic decline from 1999 where growth was at 14.5% from 1998. Piracy and bad economic conditions drastically affected the foreign sales revenue for these selected core copyright industries in 2002.

The outlook for 2004 and forward, however, appears to be positive. Several reports indicate revenue increases for these industries. The Motion Picture Association of America (MPAA) estimates 2003 foreign sales revenue for all media to be \$19 billion. Furthermore, with the increase in legitimate digital music sales, 2004 and onward have been cited to be positive for the recorded music industry. Nielson SoundScan estimates that U.S. album sales for the first half of 2004 grew 6.9%. PricewaterhouseCoopers in its *Global Entertainment and Media Outlook: 2004-2008* also predicts for 2004-2008 a 2% compound annual growth rate for the recorded music segment. This is a vastly different picture from the continuing decline beginning in 1999 that has been adversely impacting the recorded music industry. In software, the International Data Corporation foresees the software industry will grow 3-4% in 2004 after a decline in 2003.

Overall, these industries' foreign sales revenue decreased in 2002, but as these losses are only

Chart 7: Estimated Revenues Generated by Foreign Sales/Exports of Selected U.S. Core Copyright Industries
(in billions of dollars)



transitory, these industries are expected to rebound in 2004 and in the future. Legal enforcement against piracy and the growth of digital delivery of legitimate copyrighted materials will be two of the main drivers of this turnaround.

In summary, it is striking to see that all four industry groups combined have grown from \$36.19 billion in 1991 to \$89.26 billion in 2002, an average annual increase of 9.45% from 1991 to 2002.

VI. CONCLUSION

The U.S. copyright industries have consistently outperformed the rest of the U.S. economy, in terms of contribution to gross domestic product and employment levels, and have played an increasingly prominent role in the growth of U.S. exports. Our 2004 report reflects two changes from prior reports: (a) data from the new industry classification system in North America, which is generated and used by U.S. government agencies, and (b) new standards and recommendations propounded by the World Intellectual Property Organization for developing economic and statistical standards to measure the impact of domestic copyright industries on their domestic economies.

Value added in these industries continues to represent a large portion of the U.S. economy. In 2002, the core copyright industries reached \$626.2 billion, or 6% of the entire U.S. economy. The total copyright industries extended its reach as well, amounting to 12% of the U.S. economy, or \$1.254 trillion in GDP.

The same positive picture applies with regard to employment, with the core copyright industries accounting for 5.48 million workers or 4.02% of the U.S. workforce in 2002. That same year, the total copyright industries employed 11.47 million

workers, or 8.41% of the total employment in the U.S. The core copyright industries continue to grow far faster than the economy as a whole, adding workers at an annual rate of 1.33%, exceeding the annual employment rate by the economy as a whole (1.05%) by 27%. This positive news remains strong despite the fact that 2002 was a tough year for the entire U.S. economy, including now more broadly defined total copyright industries.

Finally, while the U.S. continues to experience large and growing trade deficits, the copyright industries continue to thrive in overseas sales and exports. The four sectors within the core copyright industries alone accounted for nearly \$89.26 billion in foreign sales and exports in 2002. Even with piracy and bad economic conditions, total estimated foreign sales revenues still grew in 2002, increasing by 1.1% from 2001.

These consistent positive trends in value added, employment levels, and foreign sales and exports solidify the status of the copyright industries as a key industry leading U.S. economic growth. As new technologies support the development of new distribution methods for legitimate copyrighted products, the U.S. copyright-based industries represented in the International Intellectual Property Alliance are optimistic that economic growth, combined with strong laws and effective enforcement, will continue to pave the way for economic growth in both the U.S. and global markets.

APPENDIX A: TABLES OF STATISTICS

Table A1: Value Added Growth—Conversion to NAICS Only (billions of dollars)

| | 1997 | 2001 | 2002 |
|-------------------------------|---------|-----------|-----------|
| Core Copyright Value Added | 402.1 | 514.9 | 514.4 |
| U.S. Gross Domestic Product | 8,304.3 | 10,100.8 | 10,480.8 |
| Core Copyright Share of U.S. | 4.84% | 5.10% | 4.91% |
| Real Annual Growth Rate | | 1997-2001 | 1997-2002 |
| Core Copyright Value Added | | 3.79% | 2.68% |
| U.S. Gross Domestic Product | | 2.47% | 2.40% |
| | 1997 | 2001 | 2002 |
| Total Copyright Value Added | 803.8 | 962.7 | 1,005.6 |
| U.S. Gross Domestic Product | 8,304.3 | 10,100.8 | 10,480.8 |
| Total Copyright Share of U.S. | 9.68% | 9.53% | 9.59% |
| Real Annual Growth Rate | | 1997-2001 | 1997-2002 |
| Total Copyright Value Added | | 2.07% | 2.22% |
| U.S. Gross Domestic Product | | 2.47% | 2.40% |

Table A2: Value Added Growth—Conversion to NAICS Plus ISIC (billions of dollars)

| | 1997 | 2001 | 2002 |
|-------------------------------|---------|-----------|-----------|
| Core Copyright Value Added | 470.3 | 595.0 | 626.2 |
| U.S. Gross Domestic Product | 8,304.3 | 10,100.8 | 10,480.8 |
| Core Copyright Share of U.S. | 5.66% | 5.89% | 5.98% |
| Real Annual Growth Rate | | 1997-2001 | 1997-2002 |
| Core Copyright Value Added | | 3.48% | 3.51% |
| U.S. Gross Domestic Product | | 2.47% | 2.40% |
| | 1997 | 2001 | 2002 |
| Total Copyright Value Added | 1,064.6 | 1,206.9 | 1,254.0 |
| U.S. Gross Domestic Product | 8,304.3 | 10,100.8 | 10,480.8 |
| Total Copyright Share of U.S. | 12.82% | 11.95% | 11.97% |
| Real Annual Growth Rate | | 1997-2001 | 1997-2002 |
| Total Copyright Value Added | | 0.68% | 1.00% |
| U.S. Gross Domestic Product | | 2.47% | 2.40% |

Table A3: Employment Growth—Conversion to NAICS Only (thousands)

| | 1997 | 2001 | 2002 |
|-------------------------------|-----------|-----------|-----------|
| Core Copyright Employment | 3,960.1 | 4,595.9 | 4,335.9 |
| Total U.S. Employment | 129,558.0 | 136,933.0 | 136,485.0 |
| Core Copyright Share of U.S. | 3.06% | 3.36% | 3.18% |
| Real Annual Growth Rate | | 1997-2001 | 1997-2002 |
| Core Copyright Employment | | 3.79% | 1.83% |
| Total U.S. Employment | | 1.39% | 1.05% |
| | 1997 | 2001 | 2002 |
| Total Copyright Employment | 9,633.9 | 10,531.8 | 9,957.0 |
| Total U.S. Employment | 129,558.0 | 136,933.0 | 136,485.0 |
| Total Copyright Share of U.S. | 7.44% | 7.69% | 7.30% |
| Real Annual Growth Rate | | 1997-2001 | 1997-2002 |
| Total Copyright Employment | | 2.25% | 0.66% |
| Total U.S. Employment | | 1.39% | 1.05% |

Table A4: Employment Growth—Conversion To NAICS Plus ISIC (thousands)

| | 1997 | 2001 | 2002 |
|-------------------------------|-----------|-----------|-----------|
| Core Copyright Employment | 5,133.6 | 5,821.7 | 5,483.8 |
| Total U.S. Employment | 129,558.0 | 136,933.0 | 136,485.0 |
| Core Copyright Share of U.S. | 3.96% | 4.25% | 4.02% |
| Real Annual Growth Rate | | 1997-2001 | 1997-2002 |
| Core Copyright Employment | | 3.19% | 1.33% |
| Total U.S. Employment | | 1.39% | 1.05% |
| | 1997 | 2001 | 2002 |
| Total Copyright Employment | 11,282.9 | 12,198.7 | 11,475.9 |
| Total U.S. Employment | 129,558.0 | 136,933.0 | 136,485.0 |
| Total Copyright Share of U.S. | 8.71% | 8.91% | 8.41% |
| Real Annual Growth Rate | | 1997-2001 | 1997-2002 |
| Total Copyright Employment | | 1.97% | 0.34% |
| Total U.S. Employment | | 1.39% | 1.05% |

Table A5: 1991–2002 Estimated Revenues Generated by Foreign Sales/Exports of Selected U.S. Core Copyright Industries (billions of dollars)

| Industry | 1991 | 1992 | 1993 | 1994 | 1995 | 1996 | REVISSED | REVISSED | REVISSED | REVISSED | REVISSED | REVISSED | REVISSED | REVISSED | Average Annual % Change (1991-2001) | Average Annual % Change (1991-2002) |
|--|----------|----------|----------|----------|----------|----------|----------|----------|----------|----------|----------|----------|----------|----------|---|---|
| | estimate | estimate | estimate | estimate | estimate | estimate | estimate | estimate | estimate | estimate | estimate | estimate | estimate | estimate | | |
| Pre-Recorded Records, Tapes, Etc. | \$6.15 | \$6.58 | \$7.44 | \$8.74 | \$9.76 | \$9.83 | \$10.01 | \$9.90 | \$10.27 | \$9.76 | \$8.91 | \$8.47 | \$8.47 | 3.78% | 3.24% | |
| Motion Pictures, TV, Video | \$7.02 | \$7.05 | \$8.36 | \$9.34 | \$10.24 | \$11.58 | \$12.34 | \$12.93 | \$13.70 | \$14.50 | \$14.69 | \$17.00 | \$17.00 | 7.67% | 9.25% | |
| Computer Software (including business applications and entertainment software) | \$19.65 | \$21.94 | \$24.32 | \$26.44 | \$29.14 | \$34.81 | \$40.28 | \$41.87 | \$50.65 | \$56.88 | \$60.74 | \$59.97 | \$59.97 | 11.94% | 11.80% | |
| Newspapers, Books, Periodicals | \$3.36 | \$3.62 | \$3.67 | \$3.79 | \$3.97 | \$3.96 | \$4.22 | \$4.12 | \$4.15 | \$4.21 | \$3.93 | \$3.82 | \$3.82 | 1.56% | 1.28% | |
| Total for Selected Industries | \$36.19 | \$39.19 | \$43.78 | \$48.33 | \$53.11 | \$60.18 | \$66.85 | \$68.82 | \$78.77 | \$85.34 | \$88.28 | \$89.26 | \$89.26 | 9.33% | 9.45% | |

Sources:

U.S. Department of Commerce, *U.S. Industry & Trade Outlook '99*

Newspapers, Books, Periodicals: U.S. Dept. of Commerce, the U.S. Treasury and the U.S. International Trade Commission

International Federation for the Phonographic Industry (IFPI)

Motion Picture Association of America (MPAA)

Computer Software: IDC

Table A6: Comparison of the Employment of the Copyright Industries and Manufacturing Industries in the U.S. Economy in 2001 and 2002 (in thousands, NAICS conversion only)

| | 2001 | 2002 |
|---|--------|-------|
| COPYRIGHT INDUSTRY* | | |
| Core | 4,596 | 4,336 |
| Total | 10,532 | 9,957 |
| NON-COPYRIGHT MANUFACTURING INDUSTRIES** | | |
| Transportation equipment | 1,928 | 1,819 |
| Fabricated metal products | 1,674 | 1,546 |
| Food manufacturing | 1,538 | 1,512 |
| Machinery | 1,299 | 1,168 |
| Plastics and rubber products | 895 | 846 |
| Chemicals | 726 | 703 |
| Furniture and related products | 639 | 601 |
| Wood Products | 573 | 554 |
| Primary metals | 571 | 509 |
| Electrical equipment and appliances | 552 | 493 |
| Nonmetallic mineral products | 540 | 511 |
| Apparel | 424 | 358 |
| Paper and paper products | 410 | 389 |
| Beverage and tobacco products | 209 | 207 |
| Textile product mills | 204 | 193 |
| Petroleum and coal products | 121 | 118 |
| Leather and allied products | 58 | 50 |

* For consistency, NAICS standards were used for copyright employment instead of ISIC.

** Employment for these sectors excludes portions of those industries counted as part of copyright industries.

Source: Employment data is the Annual Average of Non-seasonally Adjusted National Employment for the industries determined by the NAICS system, as reported by the Bureau of Labor Statistics.

APPENDIX B: WIPO & THE ISIC CODE

One of the two new measures used in this *Copyright Industries in the U.S. Economy: The 2004 Report* is the standards put forth by the World Intellectual Property Organization. WIPO is an agency of the United Nations created to promote and protect intellectual property rights. WIPO grew out of the United International Bureaux for the Protection of Intellectual Property (BIRPI). After many structural and administrative changes, in 1974 it became part of the United Nations umbrella of organizations. Now with 180 member states, WIPO constantly seeks new methods to ensure that intellectual property rights are protected.

In 2003, WIPO published its *Guide on Surveying the Economic Contribution of the Copyright-Based Industries*. This guide is meant to provide an international standard of how to measure the contribution of “copyrights” in economic terms. The international standard not only helps countries calculate the economic impact of their copyright industries, but also allows for the determination of the economic effect of copyrights across countries. The *Guide* has three purposes:

- To summarize the existing experience in surveying the copyright and related rights-based industries;
- To develop a practical instrument in the form of guidelines, recommendations and survey methods to be considered and applied when undertaking future surveys with regard to the size and economic contribution of a nation’s creative and information sector; and
- To establish a basis for comparison of future

surveys built on reliable data and common methodologies.⁸

The *Guide* also classifies copyright industries by the International Standard Industrial Classification (ISIC) code. In comparison to the North American Industry Classification System (NAICS) used by the United States government, the ISIC creates broader categories, labeling more industries as part of the copyright sector.

WIPO has created new groupings that are different from the classification system put forth in previous IIPA reports and in the NAICS calculations. Instead of categorizing the copyright industries into core, partial, distribution, and copyright related, WIPO renamed these groups as core, partial, interdependent, and non-dedicated support. The table in this Appendix gives a broad overview of WIPO’s classification method.

In the core copyright section, WIPO includes book stores, news dealers and newsstands, and commercial photography, which are not listed in the NAICS core category. Furthermore, for the non-dedicated support industries, WIPO adds in telecommunications, which were also excluded in our previous studies. The partial and interdependent categories contain changes as well. Expanding from the NAICS conversions in the partial category, some changes are that WIPO adds knitted and crocheted fabrics, carpets and rugs, and footwear. Moreover, the manufacture of optical and photographic equipment exists in WIPO’s interdependent category but not in the NAICS conversions. These are just a few of the differences that can be found in converting from NAICS to the WIPO (ISIC) system.

⁸ See WIPO, *Guide on Surveying the Economic Contribution of the Copyright-Based Industries*, 2003, at page 7. This guide (WIPO publication number 893) can be purchased at WIPO’s online bookstore, see http://www.wipo.int/ebookshop?lang=eng&cmd=display_pub&cat_id=1198&cart_id=362965-3906250.

Appendix B: WIPO List of the Copyright-Based Industries

(See Annex 1 in the WIPO *Guide on Surveying the Economic Contribution of the Copyright-Based Industries*)

| COPYRIGHT INDUSTRY | DEFINITION | MAIN GROUPS OF INDUSTRIES | SUBGROUPS |
|--|--|---|---|
| Core Copyright | The core copyright industries are industries that are wholly engaged in creation, production and manufacturing, performance, broadcast, communication and exhibition, or distribution and sales of works and other protected subject matter. | Press and Literature | Authors, writers, translators; Newspapers; News and feature agencies; Magazines/periodicals; Book publishing; Cards and maps, directories and other published material; Pre-press, printing, and post-press of books, magazines, newspapers; Advertising materials; Wholesale and retail of press and literature [book stores, newsstands, etc.]; Libraries |
| | | Music, Theatrical Productions, Operas | Composers, lyricists, arrangers, choreographers, directors, performers and other personnel; Printing and publishing of music; Production/manufacturing of recorded music; Wholesale and retail of recorded music [sale and rental]; Artistic and literary creation and interpretation; Performances and allied agencies [bookings, ticket agencies, etc.] |
| | | Motion Picture and Video | Writers, directors, actors etc.; Motion picture and video production and distribution; Motion picture exhibition; Video rentals and sales, video on demand; Allied services |
| | | Radio and Television | National radio and television broadcasting companies; Other radio and television broadcasters; Independent producers; Cable television [systems and channels]; Satellite television; Allied services |
| | | Photography | Studios and commercial photography; Photo agencies and libraries |
| | | Software and Databases | Programming, development and design, manufacturing; Wholesale and retail prepackaged software [business programs, video games, educational programs etc.]; Database processing and publishing |
| | | Visual and Graphic Arts | Artists; Art galleries, other wholesale and retail; Picture framing and other allied services; Graphic design |
| | | Advertising services | Agencies, buying services |
| | | Copyright Collecting Societies | |
| | | Interdependent Industries | Interdependent copyright industries are industries that are engaged in production, manufacture and sale of equipment whose function is wholly or primarily to facilitate the creation, production or use of works and other protected subject matter. |
| Computers and Equipment | Manufacture; Wholesale and retail [sales and rental] | | |
| Musical Instruments | Manufacture; Wholesale and retail [sales and rental] | | |
| Photographic and Cinematographic Instruments | Manufacture; Wholesale and retail [sales and rental] | | |
| Photocopiers | Manufacture; Wholesale and retail [sales and rental] | | |
| Blank Recording Material | Manufacture; Wholesale and retail | | |
| Paper | Manufacture; Wholesale and retail | | |
| Partial Copyright Industries | The partial copyright industries are industries in which a portion of the activities is related to works and other protected subject matter and may involve creation, production and manufacturing, performance, broadcast, communication and exhibition or distribution and sales. | Apparel, textiles and footwear; Jewelry and coins; Other crafts; Furniture; Household goods, china and glass; Wallcoverings and carpets; Toys and games; Architecture, engineering, surveying; Interior design; Museums | |
| Non-dedicated Support Industries | The non-dedicated support industries are industries in which a portion of the activities is related to facilitating broadcast, communication, distribution or sales of works and other protected subject matter, and whose activities have not been included in the core copyright industries. | General wholesale and retailing; General transportation; Telephony and Internet | |

APPENDIX C:

Detailed List of NAICS and ISIC Industries by ISIC Summary Categories

| In NAICS Calc | ISIC | ISIC Description | 2002 NAICS | NAICS Description | In NAICS Calc | ISIC | ISIC Description | 2002 NAICS | NAICS Description |
|---------------------------|------|---|------------|--|---------------|------|--|------------|---|
| CORE COPYRIGHT INDUSTRIES | | | | | | | | | |
| x | 2211 | Publishing of books, brochures and other publications | 511130 | Book Publishers | x | 9213 | Radio and television activities | 512290 | Other Sound Recording Industries |
| x | 2211 | Publishing of books, brochures and other publications | 511140 | Directory and Mailing List Publishers | x | 9213 | Radio and television activities | 515111 | Radio Networks |
| x | 2211 | Publishing of books, brochures and other publications | 511199 | All Other Publishers | x | 9213 | Radio and television activities | 515112 | Radio Stations |
| x | 2212 | Publishing of newspapers, journals, and periodicals | 511110 | Newspaper Publishers | x | 9213 | Radio and television activities | 515120 | Television Broadcasting |
| x | 2212 | Publishing of newspapers, journals, and periodicals | 511120 | Periodical Publishers | x | 9213 | Radio and television activities | 515210 | Cable and Other Subscription Programming |
| x | 2213 | Publishing of music | 512210 | Record Production | x | 9214 | Dramatic arts, music and other arts activities | 561599 | All Other Travel Arrangement and Reservation Services |
| x | 2213 | Publishing of music | 512230 | Music Publishers | x | 9214 | Dramatic arts, music and other arts activities | 711110 | Theater Companies and Dinner Theaters |
| x | 2219 | Other publishing | 511120 | Periodical Publishers | x | 9214 | Dramatic arts, music and other arts activities | 711120 | Dance Companies |
| x | 2219 | Other publishing | 511191 | Greeting Card Publishers | x | 9214 | Activities by authors, music composers, and other independent artists n.e.c. | 711130 | Musical Groups and Artists |
| x | 2219 | Other publishing | 511199 | All Other Publishers | x | 9214 | Dramatic arts, music and other arts activities | 711190 | Other Performing Arts Companies |
| x | 2221 | Printing | 323110 | Commercial Lithographic Printing | x | 9214 | Dramatic arts, music and other arts activities | 711310 | Promoters of Performing Arts, Sports, and Similar Events with Facilities |
| x | 2221 | Printing | 323111 | Commercial Gravure Printing | x | 9214 | Dramatic arts, music and other arts activities | 711320 | Promoters of Performing Arts, Sports, and Similar Events without Facilities |
| x | 2221 | Printing | 323112 | Commercial Flexographic Printing | x | 9214 | Dramatic arts, music and other arts activities | 711510 | Independent Artists, Writers, and Performers |
| x | 2221 | Printing | 323113 | Commercial Screen Printing | x | 9219 | Other entertainment activities n.e.c. | 561599 | All Other Travel Arrangement and Reservation Services |
| x | 2221 | Printing | 323117 | Books Printing | x | 9219 | Other entertainment activities n.e.c. | 711110 | Theater Companies and Dinner Theaters |
| x | 2221 | Printing | 323118 | Blankbook, Looseleaf Binders, and Devices Manufacturing | x | 9219 | Other entertainment activities n.e.c. | 711190 | Other Performing Arts Companies |
| x | 2221 | Printing | 323119 | Other Commercial Printing | x | 9219 | Other entertainment activities n.e.c. | 711310 | Promoters of Performing Arts, Sports, and Similar Events with Facilities |
| x | 2222 | Services Activities related to printing | 323118 | Blankbook, Looseleaf Binders, and Devices Manufacturing | x | 9219 | Other entertainment activities n.e.c. | 711320 | Promoters of Performing Arts, Sports, and Similar Events without Facilities |
| x | 2222 | Services Activities related to printing | 323121 | Tradebinding and Related Work | x | 9220 | News agency activities | 519110 | News Syndicates |
| x | 2222 | Services Activities related to printing | 323122 | Prepress Services | x | 9220 | News agency activities | 711510 | Independent Artists, Writers, and Performers |
| x | 2230 | Reproduction of recorded media | 334611 | Software Reproducing | x | 9231 | Library and archives activities | 512199 | Other Motion Picture and Video Industries |
| x | 2230 | Reproduction of recorded media | 334612 | Prerecorded Compact Disc (except Software), Tape, and Record Reproducing | x | 9231 | Library and archives activities | 519190 | All Other Information Services |

| In NAICS Calc | ISIC | ISIC Description | 2002 NAICS | NAICS Description | In NAICS Calc | ISIC | ISIC Description | 2002 NAICS | NAICS Description |
|---------------|------|--|------------|--|---------------|------|--|------------|--|
| x | 5139 | Wholesale of other household goods | 423990 | Other Miscellaneous Durable Goods Merchant Wholesalers | x | 9249 | Other recreational activities | 561310 | Employment Placement Agencies |
| x | 6420 | Telecommunications | 515111 | Radio Networks | x | 9249 | Other recreational activities | 711320 | Promoters of Performing Arts, Sports, and Similar Events without Facilities |
| x | 6420 | Telecommunications | 515112 | Radio Stations | x | 2211 | Publishing of books, brochures and other publications | 339999 | All Other Miscellaneous Manufacturing |
| x | 6420 | Telecommunications | 515120 | Television Broadcasting | | 2213 | Publishing of music | 512220 | Integrated Record Production/Distribution |
| x | 6420 | Telecommunications | 515210 | Cable and Other Subscription Programming | x | 2221 | Printing | 323114 | Quick Printing |
| x | 6420 | Telecommunications | 517510 | Cable and Other Program Distribution | x | 2221 | Printing | 323115 | Digital Printing |
| x | 7130 | Renting of personal and household goods n.e.c. | 532230 | Video Tape and Disc Rental | x | 2221 | Printing | 323116 | Manifold Business Forms Printing |
| x | 7221 | Software publishing | 511210 | Software Publishers | | 2221 | Printing | 339950 | Sign Manufacturing |
| x | 7229 | Other software consultancy and supply | 541511 | Custom Computer Programming Services | x | 5139 | Wholesale of other household goods | 424920 | Book, Periodical, and Newspaper Merchant Wholesalers |
| x | 7229 | Other software consultancy and supply | 541512 | Computer Systems Design Services | x | 5151 | Wholesale of computers, computer peripheral equipment and software | 423430 | Computer and Computer Peripheral Equipment and Software Merchant Wholesalers |
| x | 7230 | Data processing | 518210 | Data Processing, Hosting, and Related Services | x | 5233 | Retail sale of household appliances, articles and equipment | 451220 | Prerecorded Tape, Compact Disc, and Record Stores |
| x | 7230 | Data processing | 541513 | Computer Facilities Management Services | x | 5239 | Other retail sale in specialized stores | 451211 | Book Stores |
| x | 7240 | Database activities and on-line distribution of electronic content | 511140 | Directory and Mailing List Publishers | x | 5239 | Other retail sale in specialized stores | 451212 | News Dealers and Newsstands |
| x | 7430 | Advertising | 541810 | Advertising Agencies | x | 7494 | Photographic activities | 541921 | Photography Studios, Portrait |
| x | 7430 | Advertising | 541830 | Media Buying Agencies | x | 7494 | Photographic activities | 541922 | Commercial Photography |
| x | 7430 | Advertising | 541840 | Media Representatives | x | 7494 | Photographic activities | 812921 | Photofinishing Laboratories (except One-Hour) |
| x | 7430 | Advertising | 541850 | Display Advertising | x | 7494 | Photographic activities | 812922 | One-Hour Photofinishing |
| x | 7430 | Advertising | 541860 | Direct Mail Advertising | x | 7499 | Other business activities, n.e.c. (for translation and interpretation) | 323114 | Quick Printing |
| x | 7430 | Advertising | 541870 | Advertising Material Distribution Services | x | 7499 | Other business activities, n.e.c. (for translation and interpretation) | 541430 | Graphic Design Services |
| x | 7430 | Advertising | 541890 | Other Services Related to Advertising | x | 7499 | Other business activities, n.e.c. (for translation and interpretation) | 541490 | Other Specialized Design Services |
| x | 7494 | Photographic activities | 518210 | Data Processing, Hosting, and Related Services | x | 7499 | Other business activities, n.e.c. (for translation and interpretation) | 541930 | Translation and Interpretation Services |
| x | 7499 | Other business activities, n.e.c. (for translation and interpretation) | 512230 | Music Publishers | x | 7499 | Other business activities, n.e.c. (for translation and interpretation) | 561410 | Document Preparation Services |
| x | 7499 | Other business activities, n.e.c. (for translation and interpretation) | 519190 | All Other Information Services | x | 7499 | Other business activities, n.e.c. (for translation and interpretation) | 561431 | Private Mail Centers |
| x | 7499 | Other business activities, n.e.c. (for translation and interpretation) | 711510 | Independent Artists, Writers, and Performers | x | 7499 | Other business activities, n.e.c. (for translation and interpretation) | 561439 | Other Business Service Centers (including Copy Shops) |

| In NAICS Calc | ISIC | ISIC Description | 2002 NAICS | NAICS Description | In NAICS Calc | ISIC | ISIC Description | 2002 NAICS | NAICS Description |
|-------------------------------------|------|--|------------|--|---------------|------|--|------------|---|
| x | 9211 | Motion picture and video production and distribution | 512110 | Motion Picture and Video Production | x | 7499 | Other business activities, n.e.c. (for translation and interpretation) | 561499 | All Other Business Support Services |
| x | 9211 | Motion picture and video production and distribution | 512120 | Motion Picture and Video Distribution | x | 7499 | Other business activities, n.e.c. (for translation and interpretation) | 561920 | Convention and Trade Show Organizers |
| x | 9211 | Motion picture and video production and distribution | 512191 | Teleproduction and Other Postproduction Services | | 7499 | Other business activities, n.e.c. (for translation and interpretation) | 711410 | Agents and Managers for Artists, Athletes, Entertainers, and Other Public Figures |
| x | 9211 | Motion picture and video production and distribution | 512199 | Other Motion Picture and Video Industries | | 9112 | Activities of professional organizations | 813920 | Professional Organizations |
| x | 9211 | Motion picture and video production and distribution | 512240 | Sound Recording Studios | x | 9219 | Other entertainment activities n.e.c. | 611610 | Fine Arts Schools |
| x | 9211 | Motion picture and video production and distribution | 512290 | Other Sound Recording Industries | x | 9219 | Other entertainment activities n.e.c. | 713110 | Amusement and Theme Parks |
| x | 9212 | Motion picture projection | 512131 | Motion Picture Theaters (except Drive-Ins) | x | 9219 | Other entertainment activities n.e.c. | 713990 | All Other Amusement and Recreation Industries |
| x | 9212 | Motion picture projection | 512132 | Drive-In Motion Picture Theaters | x | 9231 | Library and archives activities | 519120 | Libraries and Archives |
| x | 9213 | Radio and television activities | 512110 | Motion Picture and Video Production | x | 9249 | Other recreational activities | 713120 | Amusement Arcades |
| | | | | | x | 9249 | Other recreational activities | 713990 | All Other Amusement and Recreation Industries |
| INTERDEPENDENT COPYRIGHT INDUSTRIES | | | | | | | | | |
| | 2101 | Manufacture of pulp, paper, and paperboard | 322110 | Pulp Mills | | 3320 | Manufacture of optical instruments and photographic equipment | 335921 | Fiber Optic Cable Manufacturing |
| | 2101 | Manufacture of pulp, paper, and paperboard | 322121 | Paper (except Newsprint) Mills | | 3320 | Manufacture of optical instruments and photographic equipment | 339115 | Ophthalmic Goods Manufacturing |
| | 2101 | Manufacture of pulp, paper, and paperboard | 322122 | Newsprint Mills | x | 3320 | Manufacture of optical instruments and photographic equipment | 811219 | Other Electronic and Precision Equipment Repair and Maintenance |
| | 2101 | Manufacture of pulp, paper, and paperboard | 322130 | Paperboard Mills | x | 3692 | Manufacturer of musical instruments | 339992 | Musical Instrument Manufacturing |
| | 2101 | Manufacture of pulp, paper, and paperboard | 322221 | Coated and Laminated Packaging Paper and Plastics Film Manufacturing | x | 5139 | Wholesale of other household goods | 423410 | Photographic Equipment and Supplies Merchant Wholesalers |
| | 2101 | Manufacture of pulp, paper, and paperboard | 322222 | Coated and Laminated Paper Manufacturing | x | 5139 | Wholesale of other household goods | 423610 | Electrical Apparatus and Equipment, Wiring Supplies, and Related Equipment Merchant Wholesalers |
| | 2101 | Manufacture of pulp, paper, and paperboard | 322226 | Surface-Coated Paperboard Manufacturing | x | 5139 | Wholesale of other household goods | 423620 | Electrical and Electronic Appliance, Television, and Radio Set Merchant Wholesalers |
| | 2101 | Manufacture of pulp, paper, and paperboard | 322299 | All Other Converted Paper Product Manufacturing | x | 5149 | Wholesale of other intermediate products, waste, and scrap | 423930 | Recyclable Material Merchant Wholesalers |
| | 2101 | Manufacture of pulp, paper, and paperboard | 339944 | Carbon Paper and Inked Ribbon Manufacturing | x | 5149 | Wholesale of other intermediate products, waste, and scrap | 424110 | Printing and Writing Paper Wholesalers |
| | 2429 | Manufacture of other chemical products n.e.c. | 311942 | Spice and Extract Manufacturing | x | 5149 | Wholesale of other intermediate products, waste, and scrap | 424490 | Other Grocery and Related Products Merchant Wholesalers |
| | 2429 | Manufacture of other chemical products n.e.c. | 325199 | All Other Basic Organic Chemical Manufacturing | x | 5151 | Wholesale of computers, computer peripheral equipment and software | 423430 | Computer and Computer Peripheral Equipment and Software Merchant Wholesalers |

| In NAICS Calc | ISIC | ISIC Description | 2002 NAICS | NAICS Description | In NAICS Calc | ISIC | ISIC Description | 2002 NAICS | NAICS Description |
|---------------|------|--|------------|--|---------------|------|---|------------|---|
| | 2429 | Manufacture of other chemical products n.e.c. | 325413 | In-Vitro Diagnostic Substance Manufacturing | x | 5152 | Wholesale of electronic and telecommunication s parts and equipment | 423690 | Other Electronic Parts and Equipment Merchant Wholesalers |
| | 2429 | Manufacture of other chemical products n.e.c. | 325520 | Adhesive Manufacturing | x | 5159 | Wholesale of other machinery, equipment, and supplies | 423120 | Motor Vehicle Supplies and New Parts Merchant Wholesalers |
| | 2429 | Manufacture of other chemical products n.e.c. | 325612 | Polish and Other Sanitation Good Manufacturing | x | 5159 | Wholesale of other machinery, equipment, and supplies | 423210 | Furniture Merchant Wholesalers |
| | 2429 | Manufacture of other chemical products n.e.c. | 325613 | Surface Active Agent Manufacturing | x | 5159 | Wholesale of other machinery, equipment, and supplies | 423410 | Photographic Equipment and Supplies Merchant Wholesalers |
| | 2429 | Manufacture of other chemical products n.e.c. | 325920 | Explosives Manufacturing | x | 5159 | Wholesale of other machinery, equipment, and supplies | 423420 | Office Equipment Merchant Wholesalers |
| | 2429 | Manufacture of other chemical products n.e.c. | 325992 | Photographic Film, Paper, Plate, and Chemical Manufacturing | x | 5159 | Wholesale of other machinery, equipment, and supplies | 423440 | Other Commercial Equipment Merchant Wholesalers |
| | 2429 | Manufacture of other chemical products n.e.c. | 325998 | All Other Miscellaneous Chemical Product and Preparation Manufacturing | x | 5159 | Wholesale of other machinery, equipment, and supplies | 423450 | Medical, Dental, and Hospital Equipment and Supplies Merchant Wholesalers |
| | 2429 | Manufacture of other chemical products n.e.c. | 332992 | Small Arms Ammunition Manufacturing | x | 5159 | Wholesale of other machinery, equipment, and supplies | 423490 | Other Professional Equipment and Supplies Merchant Wholesalers |
| | 2429 | Manufacture of other chemical products n.e.c. | 332993 | Ammunition (except Small Arms) Manufacturing | x | 5159 | Wholesale of other machinery, equipment, and supplies | 423610 | Electrical Apparatus and Equipment, Wiring Supplies, and Related Equipment Merchant Wholesalers |
| | 2429 | Manufacture of other chemical products n.e.c. | 334413 | Semiconductor and Related Device Manufacturing | x | 5159 | Wholesale of other machinery, equipment, and supplies | 423690 | Other Electronic Parts and Equipment Merchant Wholesalers |
| x | 2429 | Manufacture of other chemical products n.e.c. | 334613 | Magnetic and Optical Recording Media Manufacturing | x | 5159 | Wholesale of other machinery, equipment, and supplies | 423720 | Plumbing and Heating Equipment and Supplies (Hydronics) Merchant Wholesalers |
| | 3000 | Manufacture of office, accounting, and computing machinery | 325992 | Photographic Film, Paper, Plate, and Chemical Manufacturing | x | 5159 | Wholesale of other machinery, equipment, and supplies | 423730 | Warm Air Heating and Air-Conditioning Equipment and Supplies Merchant Wholesalers |
| | 3000 | Manufacture of office, accounting, and computing machinery | 333313 | Office Machinery Manufacturing | x | 5159 | Wholesale of other machinery, equipment, and supplies | 423740 | Refrigeration Equipment and Supplies Merchant Wholesalers |
| | 3000 | Manufacture of office, accounting, and computing machinery | 333315 | Photographic and Photocopying Equipment Manufacturing | x | 5159 | Wholesale of other machinery, equipment, and supplies | 423810 | Construction and Mining (except Oil Well) Machinery and Equipment Merchant Wholesalers |
| x | 3000 | Manufacture of office, accounting, and computing machinery | 334111 | Electronic Computer Manufacturing | x | 5159 | Wholesale of other machinery, equipment, and supplies | 423820 | Farm and Garden Machinery and Equipment Merchant Wholesalers |
| x | 3000 | Manufacture of office, accounting, and computing machinery | 334112 | Computer Storage Device Manufacturing | x | 5159 | Wholesale of other machinery, equipment, and supplies | 423830 | Industrial Machinery and Equipment Merchant Wholesalers |
| x | 3000 | Manufacture of office, accounting, and computing machinery | 334113 | Computer Terminal Manufacturing | x | 5159 | Wholesale of other machinery, equipment, and supplies | 423840 | Industrial Supplies Merchant Wholesalers |
| x | 3000 | Manufacture of office, accounting, and computing machinery | 334119 | Other Computer Peripheral Equipment Manufacturing | x | 5159 | Wholesale of other machinery, equipment, and supplies | 423850 | Service Establishment Equipment and Supplies Merchant Wholesalers |

| In NAICS Calc | ISIC | ISIC Description | 2002 NAICS | NAICS Description | In NAICS Calc | ISIC | ISIC Description | 2002 NAICS | NAICS Description |
|-------------------------------------|------|---|------------|---|---------------|------|---|------------|---|
| x | 3000 | Manufacture of office, accounting, and computing machinery | 334418 | Printed Circuit Assembly (Electronic Assembly) Manufacturing | x | 5159 | Wholesale of other machinery, equipment, and supplies | 423860 | Transportation Equipment and Supplies (except Motor Vehicle) Merchant Wholesalers |
| | 3000 | Manufacture of office, accounting, and computing machinery | 339942 | Lead Pencil and Art Good Manufacturing | x | 5159 | Wholesale of other machinery, equipment, and supplies | 423910 | Sporting and Recreational Goods and Supplies Merchant Wholesalers |
| x | 3000 | Manufacture of office, accounting, and computing machinery | 811212 | Computer and Office Machine Repair and Maintenance | x | 5159 | Wholesale of other machinery, equipment, and supplies | 423990 | Other Miscellaneous Durable Goods Merchant Wholesalers |
| | 3230 | Manufacture of television and radio receivers, sound or video recording or reproducing apparatus, and associated goods. | 333313 | Office Machinery Manufacturing | x | 5233 | Retail sale of household appliances, articles and equipment | 443112 | Radio, Television, and Other Electronics Stores |
| | 3230 | Manufacture of television and radio receivers, sound or video recording or reproducing apparatus, and associated goods. | 334210 | Telephone Apparatus Manufacturing | x | 5233 | Retail sale of household appliances, articles and equipment | 451140 | Musical Instrument and Supplies Stores |
| | 3230 | Manufacture of television and radio receivers, sound or video recording or reproducing apparatus, and associated goods. | 334220 | Radio and Television Broadcasting and Wireless Communications Equipment Manufacturing | x | 5233 | Retail sale of household appliances, articles and equipment | 453998 | All Other Miscellaneous Store Retailers (except Tobacco Stores) |
| | 3230 | Manufacture of television and radio receivers, sound or video recording or reproducing apparatus, and associated goods. | 334290 | Other Communications Equipment Manufacturing | x | 5239 | Other retail sales in specialized stores | 443130 | Camera and Photographic Supplies Stores |
| x | 3230 | Manufacture of television and radio receivers, sound or video recording or reproducing apparatus, and associated goods. | 334310 | Audio and Video Equipment Manufacturing | x | 5239 | Other retail sales in specialized stores | 453210 | Office Supplies and Stationery Stores |
| | 3230 | Manufacture of television and radio receivers, sound or video recording or reproducing apparatus, and associated goods. | 334419 | Other Electronic Component Manufacturing | x | 7123 | Renting of office machinery and equipment (including computers) | 532420 | Office Machinery and Equipment Rental and Leasing |
| x | 3230 | Manufacture of television and radio receivers, sound or video recording or reproducing apparatus, and associated goods. | 811213 | Communication Equipment Repair and Maintenance | x | 7129 | Renting of other machinery and equipment, n.e.c. | 532310 | General Rental Centers |
| | 3230 | Manufacture of television and radio receivers, sound or video recording or reproducing apparatus, and associated goods. | 811310 | Commercial and Industrial Machinery and Equipment (except Automotive and Electronic) Repair and Maintenance | x | 7129 | Renting of other machinery and equipment, n.e.c. | 532412 | Construction, Mining, and Forestry Machinery and Equipment Rental and Leasing |
| | 3320 | Manufacture of optical instruments and photographic equipment | 333295 | Semiconductor Machinery Manufacturing | x | 7129 | Renting of other machinery and equipment, n.e.c. | 532490 | Other Commercial and Industrial Machinery and Equipment Rental and Leasing |
| | 3320 | Manufacture of optical instruments and photographic equipment | 333314 | Optical Instrument and Lens Manufacturing | x | 7130 | Renting of personal and household goods, n.e.c. | 532210 | Consumer Electronics and Appliances Rental |
| | 3320 | Manufacture of optical instruments and photographic equipment | 333315 | Photographic and Photocopying Equipment Manufacturing | x | 7130 | Renting of personal and household goods, n.e.c. | 532292 | Recreational Goods Rental |
| PARTIAL COPYRIGHT INDUSTRIES | | | | | | | | | |
| | 173 | Manufacture of knitted and crocheted fabrics and articles | 313241 | Weft Knit Fabric Mills | | 2899 | Manufacture of other fabricated metal products n.e.c. | 332612 | Spring (Light Gauge) Manufacturing |
| | 173 | Manufacture of knitted and crocheted fabrics and articles | 313249 | Other Knit Fabric and Lace Mills | | 2899 | Manufacture of other fabricated metal products n.e.c. | 332618 | Other Fabricated Wire Product Manufacturing |
| | 173 | Manufacture of knitted and crocheted fabrics and articles | 315119 | Other Hosiery and Sock Mills | | 2899 | Manufacture of other fabricated metal products n.e.c. | 332722 | Bolt, Nut, Screw, Rivet, and Washer Manufacturing |

| In NAICS Calc | ISIC | ISIC Description | 2002 NAICS | NAICS Description | In NAICS Calc | ISIC | ISIC Description | 2002 NAICS | NAICS Description |
|---------------|------|---|------------|---|---------------|------|---|------------|---|
| | 173 | Manufacture of knitted and crocheted fabrics and articles | 315191 | Outerwear Knitting Mills | | 2899 | Manufacture of other fabricated metal products n.e.c. | 332911 | Industrial Valve Manufacturing |
| | 173 | Manufacture of knitted and crocheted fabrics and articles | 315192 | Underwear and Nightwear Knitting Mills | | 2899 | Manufacture of other fabricated metal products n.e.c. | 332998 | Enameled Iron and Metal Sanitary Ware Manufacturing |
| x | 1721 | Manufacture of made-up textile articles | 314121 | Curtain and Drapery Mills | | 2899 | Manufacture of other fabricated metal products n.e.c. | 332999 | All Other Miscellaneous Fabricated Metal Product Manufacturing |
| x | 1721 | Manufacture of made-up textile articles | 314129 | Other Household Textile Product Mills | | 2899 | Manufacture of other fabricated metal products n.e.c. | 333992 | Welding and Soldering Equipment Manufacturing |
| x | 1721 | Manufacture of made-up textile articles | 314911 | Textile Bag Mills | | 2899 | Manufacture of other fabricated metal products n.e.c. | 333999 | All Other Miscellaneous General Purpose Machinery Manufacturing |
| x | 1721 | Manufacture of made-up textile articles | 314912 | Canvas and Related Product Mills | | 2899 | Manufacture of other fabricated metal products n.e.c. | 337920 | Blind and Shade Manufacturing |
| | 1721 | Manufacture of made-up textile articles | 314999 | All Other Miscellaneous Textile Product Mills | | 2899 | Manufacture of other fabricated metal products n.e.c. | 339113 | Surgical Appliance and Supplies Manufacturing |
| | 1721 | Manufacture of made-up textile articles | 336360 | Motor Vehicle Seating and Interior Trim Manufacturing | x | 2899 | Manufacture of other fabricated metal products n.e.c. | 339914 | Costume Jewelry and Novelty Manufacturing |
| | 1721 | Manufacture of made-up textile articles | 337920 | Blind and Shade Manufacturing | | 2899 | Manufacture of other fabricated metal products n.e.c. | 339942 | Lead Pencil and Art Good Manufacturing |
| | 1721 | Manufacture of made-up textile articles | 339113 | Surgical Appliance and Supplies Manufacturing | | 2899 | Manufacture of other fabricated metal products n.e.c. | 339950 | Sign Manufacturing |
| | 1721 | Manufacture of made-up textile articles | 811310 | Commercial and Industrial Machinery and Equipment (except Automotive and Electronic) Repair and Maintenance | x | 2899 | Manufacture of other fabricated metal products n.e.c. | 339993 | Fastener, Button, Needle, and Pin Manufacturing |
| | 1722 | Manufacture of carpets and rugs | 314110 | Carpet and Rug Mills | x | 2899 | Manufacture of other fabricated metal products n.e.c. | 339999 | All Other Miscellaneous Manufacturing |
| | 1721 | Manufacture of carpets and rugs | 314999 | All Other Miscellaneous Textile Product Mills | | 2899 | Manufacture of other fabricated metal products n.e.c. | 811310 | Commercial and Industrial Machinery and Equipment (except Automotive and Electronic) Repair and Maintenance |
| | 1810 | Manufacture of wearing apparel | 313320 | Fabric Coating Mills | | 3610 | Manufacture of furniture | 238390 | Other Building Finishing Contractors |
| | 1810 | Manufacture of wearing apparel | 314999 | All Other Miscellaneous Textile Product Mills | | 3610 | Manufacture of furniture | 326199 | All Other Plastics Product Manufacturing |
| x | 1810 | Manufacture of wearing apparel | 315211 | Men's and Boys' Cut and Sew Apparel Contractors | | 3610 | Manufacture of furniture | 336360 | Motor Vehicle Seating and Interior Trim Manufacturing |
| x | 1810 | Manufacture of wearing apparel | 315212 | Women's, Girls', and Infants' Cut and Sew Apparel Contractors | x | 3610 | Manufacture of furniture | 337110 | Wood Kitchen Cabinet and Counter Top Manufacturing |
| x | 1810 | Manufacture of wearing apparel | 315221 | Men's and Boys' Cut and Sew Underwear and Nightwear Manufacturing | x | 3610 | Manufacture of furniture | 337121 | Upholstered Household Furniture Manufacturing |
| x | 1810 | Manufacture of wearing apparel | 315222 | Men's and Boys' Cut and Sew Suit, Coat, and Overcoat Manufacturing | x | 3610 | Manufacture of furniture | 337122 | Nonupholstered Wood Household Furniture Manufacturing |
| x | 1810 | Manufacture of wearing apparel | 315223 | Men's and Boys' Cut and Sew Shirt (except Work Shirt) Manufacturing | x | 3610 | Manufacture of furniture | 337124 | Metal Household Furniture Manufacturing |
| x | 1810 | Manufacture of wearing apparel | 315224 | Men's and Boys' Cut and Sew Trouser, Slack, and Jean Manufacturing | x | 3610 | Manufacture of furniture | 337125 | Household Furniture (except Wood and Metal) Manufacturing |
| x | 1810 | Manufacture of wearing apparel | 315228 | Men's and Boys' Cut and Sew Other Outerwear Manufacturing | x | 3610 | Manufacture of furniture | 337129 | Wood Television, Radio, and Sewing Machine Cabinet Manufacturing |
| x | 1810 | Manufacture of wearing apparel | 315231 | Women's and Girls' Cut and Sew Lingerie, Loungewear, and Nightwear Manufacturing | | 3610 | Manufacture of furniture | 337211 | Wood Office Furniture Manufacturing |

| In NAICS Calc | ISIC | ISIC Description | 2002 NAICS | NAICS Description | In NAICS Calc | ISIC | ISIC Description | 2002 NAICS | NAICS Description |
|---------------|------|---------------------------------------|------------|---|---------------|------|--|------------|---|
| x | 1810 | Manufacture of wearing apparel | 315232 | Women's and Girls' Cut and Sew Blouse and Shirt Manufacturing | | 3610 | Manufacture of furniture | 337212 | Custom Architectural Woodwork and Millwork Manufacturing |
| x | 1810 | Manufacture of wearing apparel | 315233 | Women's and Girls' Cut and Sew Dress Manufacturing | | 3610 | Manufacture of furniture | 337214 | Office Furniture (except Wood) Manufacturing |
| x | 1810 | Manufacture of wearing apparel | 315234 | Women's and Girls' Cut and Sew Suit, Coat, Tailored Jacket, and Skirt Manufacturing | | 3610 | Manufacture of furniture | 337215 | Showcase, Partition, Shelving, and Locker Manufacturing |
| x | 1810 | Manufacture of wearing apparel | 315239 | Women's and Girls' Cut and Sew Other Outerwear Manufacturing | | 3610 | Manufacture of furniture | 337910 | Mattress Manufacturing |
| x | 1810 | Manufacture of wearing apparel | 315291 | Infants' Cut and Sew Apparel Manufacturing | | 3610 | Manufacture of furniture | 339111 | Laboratory Apparatus and Furniture Manufacturing |
| x | 1810 | Manufacture of wearing apparel | 315292 | Fur and Leather Apparel Manufacturing | | 3610 | Manufacture of furniture | 339942 | Lead Pencil and Art Good Manufacturing |
| x | 1810 | Manufacture of wearing apparel | 315299 | All Other Cut and Sew Apparel Manufacturing | | 3610 | Manufacture of furniture | 811420 | Reupholstery and Furniture Repair |
| x | 1810 | Manufacture of wearing apparel | 315991 | Hat, Cap, and Millinery Manufacturing | | 3691 | Manufacture of jewelry and related articles | 327999 | All Other Miscellaneous Nonmetallic Mineral Product Manufacturing |
| x | 1810 | Manufacture of wearing apparel | 315992 | Glove and Mitten Manufacturing | x | 3691 | Manufacture of jewelry and related articles | 339911 | Jewelry (except Costume) Manufacturing |
| x | 1810 | Manufacture of wearing apparel | 315993 | Men's and Boys' Neckwear Manufacturing | x | 3691 | Manufacture of jewelry and related articles | 339912 | Silverware and Hollowware Manufacturing |
| x | 1810 | Manufacture of wearing apparel | 315999 | Other Apparel Accessories and Other Apparel Manufacturing | x | 3691 | Manufacture of jewelry and related articles | 339913 | Jewelers' Material and Lapidary Work Manufacturing |
| | 1810 | Manufacture of wearing apparel | 316999 | All Other Leather Good Manufacturing [Footwear cut stock & findings pt] | | 3694 | Manufacture of games and toys | 238290 | Other Building Equipment Contractors |
| | 1810 | Manufacture of wearing apparel | 339113 | Surgical Appliance and Supplies Manufacturing | x | 3694 | Manufacture of games and toys | 336991 | Motorcycle, Bicycle, and Parts Manufacturing |
| x | 1810 | Manufacture of wearing apparel | 339999 | All Other Miscellaneous Manufacturing | | 3694 | Manufacture of games and toys | 339920 | Sporting and Athletic Goods Manufacturing |
| | 1920 | Manufacture of footwear | 316211 | Rubber and Plastics Footwear Manufacturing | x | 3694 | Manufacture of games and toys | 339931 | Doll and Stuffed Toy Manufacturing |
| | 1920 | Manufacture of footwear | 316212 | House Slipper Manufacturing | x | 3694 | Manufacture of games and toys | 339932 | Game, Toy, and Children's Vehicle Manufacturing |
| | 1920 | Manufacture of footwear | 316213 | Men's Footwear (except Athletic) Manufacturing | x | 3694 | Manufacture of games and toys | 339999 | All Other Miscellaneous Manufacturing |
| | 1920 | Manufacture of footwear | 316214 | Women's Footwear (except Athletic) Manufacturing | | 3694 | Manufacture of games and toys | 811490 | Other Personal and Household Goods Repair and Maintenance |
| | 1920 | Manufacture of footwear | 316219 | Other Footwear Manufacturing | x | 5131 | Wholesale of textiles, clothing and footwear | 423220 | Home Furnishing Merchant Wholesalers |
| | 1920 | Manufacture of footwear | 316999 | All Other Leather Good Manufacturing (leather goods, n.e.c.) | x | 5131 | Wholesale of textiles, clothing and footwear | 424310 | Piece Goods, Notions, and Other Dry Goods Merchant Wholesalers |
| | 1920 | Manufacture of footwear | 321999 | All Other Miscellaneous Wood Product Manufacturing | x | 5131 | Wholesale of textiles, clothing and footwear | 424320 | Men's and Boys' Clothing and Furnishings Merchant Wholesalers |
| | 1920 | Manufacture of footwear | 326199 | All Other Plastics Product Manufacturing | x | 5131 | Wholesale of textiles, clothing and footwear | 424330 | Women's, Children's, and Infants' Clothing and Accessories Merchant Wholesalers |
| | 1920 | Manufacture of footwear | 326299 | All Other Rubber Product Manufacturing | x | 5131 | Wholesale of textiles, clothing and footwear | 424340 | Footwear Merchant Wholesalers |
| | 2029 | Manufacture of other products of wood | 321920 | Wood Container and Pallet Manufacturing | x | 5131 | Wholesale of textiles, clothing and footwear | 424990 | Other Miscellaneous Nondurable Goods Merchant Wholesalers |
| | 2029 | Manufacture of other products of wood | 321999 | All Other Miscellaneous Wood Product Manufacturing | x | 5139 | Wholesale of other household goods | 423210 | Furniture Merchant Wholesalers |

| In NAICS Calc | ISIC | ISIC Description | 2002 NAICS | NAICS Description | In NAICS Calc | ISIC | ISIC Description | 2002 NAICS | NAICS Description |
|---------------|------|---|------------|--|---------------|------|---|------------|---|
| | 2029 | Manufacture of other products of wood | 324199 | All Other Petroleum and Coal Products Manufacturing | x | 5139 | Wholesale of other household goods | 423220 | Home Furnishing Merchant Wholesalers |
| | 2029 | Manufacture of other products of wood | 337920 | Blind and Shade Manufacturing | x | 5139 | Wholesale of other household goods | 423310 | Lumber, Plywood, Millwork, and Wood Panel Merchant Wholesalers |
| | 2029 | Manufacture of other products of wood | 339113 | Surgical Appliance and Supplies Manufacturing | x | 5139 | Wholesale of other household goods | 423910 | Sporting and Recreational Goods and Supplies Merchant Wholesalers |
| | 2029 | Manufacture of other products of wood | 339942 | Lead Pencil and Art Good Manufacturing | x | 5139 | Wholesale of other household goods | 423920 | Toy and Hobby Goods and Supplies Merchant Wholesalers |
| | 2029 | Manufacture of other products of wood | 339950 | Sign Manufacturing | x | 5139 | Wholesale of other household goods | 423940 | Jewelry, Watch, Precious Stone, and Precious Metal Merchant Wholesalers |
| x | 2029 | Manufacture of other products of wood | 339991 | Gasket, Packing, and Sealing Device Manufacturing | x | 5139 | Wholesale of other household goods | 424950 | Paint, Varnish, and Supplies Merchant Wholesalers |
| x | 2029 | Manufacture of other products of wood | 339999 | All Other Miscellaneous Manufacturing | x | 5232 | Retail sale of textiles, clothing, footwear and leather goods | 448110 | Men's Clothing Stores |
| | 2109 | Manufacture of other articles of paper and paperboard | 322121 | Paper (except Newsprint) Mills | x | 5232 | Retail sale of textiles, clothing, footwear and leather goods | 448120 | Women's Clothing Stores |
| | 2109 | Manufacture of other articles of paper and paperboard | 322130 | Paperboard Mills | x | 5232 | Retail sale of textiles, clothing, footwear and leather goods | 448130 | Children's and Infants' Clothing Stores |
| | 2109 | Manufacture of other articles of paper and paperboard | 322214 | Fiber Can, Tube, Drum, and Similar Products Manufacturing | x | 5232 | Retail sale of textiles, clothing, footwear and leather goods | 448140 | Family Clothing Stores |
| | 2109 | Manufacture of other articles of paper and paperboard | 322215 | Nonfolding Sanitary Food Container Manufacturing | x | 5232 | Retail sale of textiles, clothing, footwear and leather goods | 448150 | Clothing Accessories Stores |
| | 2109 | Manufacture of other articles of paper and paperboard | 322222 | Coated and Laminated Paper Manufacturing | x | 5232 | Retail sale of textiles, clothing, footwear and leather goods | 448190 | Other Clothing Stores |
| | 2109 | Manufacture of other articles of paper and paperboard | 322226 | Surface-Coated Paperboard Manufacturing | x | 5232 | Retail sale of textiles, clothing, footwear and leather goods | 448210 | Shoe Stores |
| x | 2109 | Manufacture of other articles of paper and paperboard | 322231 | Die-Cut Paper and Paperboard Office Supplies Manufacturing | x | 5232 | Retail sale of textiles, clothing, footwear and leather goods | 448320 | Luggage and Leather Goods Stores |
| x | 2109 | Manufacture of other articles of paper and paperboard | 322232 | Envelope Manufacturing | x | 5232 | Retail sale of textiles, clothing, footwear and leather goods | 451130 | Sewing, Needlework, and Piece Goods Stores |
| x | 2109 | Manufacture of other articles of paper and paperboard | 322233 | Stationery, Tablet, and Related Product Manufacturing | x | 5233 | Retail sale of household appliances, articles and equipment | 442299 | All Other Home Furnishings Stores |
| | 2109 | Manufacture of other articles of paper and paperboard | 322291 | Sanitary Paper Product Manufacturing | x | 5233 | Retail sale of household appliances, articles and equipment | 443111 | Household Appliance Stores |
| | 2109 | Manufacture of other articles of paper and paperboard | 322299 | All Other Converted Paper Product Manufacturing | x | 5239 | Other retail sale in specialized stores | 444120 | Paint and Wallpaper Stores |
| x | 2109 | Manufacture of other articles of paper and paperboard | 323110 | Commercial Lithographic Printing | x | 5239 | Other retail sale in specialized stores | 448310 | Jewelry Stores |
| x | 2109 | Manufacture of other articles of paper and paperboard | 323111 | Commercial Gravure Printing | x | 5239 | Other retail sale in specialized stores | 451120 | Hobby, Toy, and Game Stores |
| x | 2109 | Manufacture of other articles of paper and paperboard | 323112 | Commercial Flexographic Printing | x | 5239 | Other retail sale in specialized stores | 453998 | All Other Miscellaneous Store Retailers [except Tobacco Stores] |
| x | 2109 | Manufacture of other articles of paper and paperboard | 323113 | Commercial Screen Printing | x | 7130 | Renting of personal and household goods n.e.c. | 532291 | Home Health Equipment Rental |
| x | 2109 | Manufacture of other articles of paper and paperboard | 323119 | Other Commercial Printing | x | 7130 | Renting of personal and household goods n.e.c. | 532299 | All Other Consumer Goods Rental |

| In NAICS Calc | ISIC | ISIC Description | 2002 NAICS | NAICS Description | In NAICS Calc | ISIC | ISIC Description | 2002 NAICS | NAICS Description |
|---------------|------|---|------------|---|---------------|------|--|------------|--|
| | 2109 | Manufacture of other articles of paper and paperboard | 339944 | Carbon Paper and Inked Ribbon Manufacturing | x | 7130 | Renting of personal and household goods n.e.c. | 532420 | Office Machinery and Equipment Rental and Leasing |
| x | 2109 | Manufacture of other articles of paper and paperboard | 339991 | Gasket, Packing, and Sealing Device Manufacturing | x | 7130 | Renting of personal and household goods n.e.c. | 532490 | Other Commercial and Industrial Machinery and Equipment Rental and Leasing |
| | 2610 | Manufacture of glass and glass products | 327211 | Flat Glass Manufacturing | | 7421 | Architectural and engineering activities and related technical consultancy | 213112 | Support Activities for Oil and Gas Operations |
| | 2610 | Manufacture of glass and glass products | 327212 | Other Pressed and Blown Glass and Glassware Manufacturing | | 7421 | Architectural and engineering activities and related technical consultancy | 213113 | Support Activities for Coal Mining |
| | 2610 | Manufacture of glass and glass products | 327213 | Glass Container Manufacturing | | 7421 | Architectural and engineering activities and related technical consultancy | 213114 | Support Activities for Metal Mining |
| | 2610 | Manufacture of glass and glass products | 327215 | Glass Product Manufacturing Made of Purchased Glass | | 7421 | Architectural and engineering activities and related technical consultancy | 213115 | Support Activities for Nonmetallic Minerals (except Fuels) Mining |
| | 2610 | Manufacture of glass and glass products | 327993 | Mineral Wool Manufacturing | x | 7421 | Architectural and engineering activities and related technical consultancy | 541310 | Architectural Services |
| | 2899 | Manufacture of other fabricated metal products n.e.c. | 322223 | Plastics, Foil, and Coated Paper Bag Manufacturing | | 7421 | Architectural and engineering activities and related technical consultancy | 541320 | Landscape Architectural Services |
| x | 2899 | Manufacture of other fabricated metal products n.e.c. | 323118 | Blankbook, Looseleaf Binders, and Devices Manufacturing | x | 7421 | Architectural and engineering activities and related technical consultancy | 541330 | Engineering Services |
| | 2899 | Manufacture of other fabricated metal products n.e.c. | 331222 | Steel Wire Drawing | x | 7421 | Architectural and engineering activities and related technical consultancy | 541340 | Drafting Services |
| | 2899 | Manufacture of other fabricated metal products n.e.c. | 331319 | Other Aluminum Rolling and Drawing | x | 7421 | Architectural and engineering activities and related technical consultancy | 541350 | Building Inspection Services |
| | 2899 | Manufacture of other fabricated metal products n.e.c. | 331421 | Copper Rolling, Drawing, and Extruding | x | 7421 | Architectural and engineering activities and related technical consultancy | 541360 | Geophysical Surveying and Mapping Services |
| | 2899 | Manufacture of other fabricated metal products n.e.c. | 331422 | Copper Wire (except Mechanical) Drawing | x | 7421 | Architectural and engineering activities and related technical consultancy | 541370 | Surveying and Mapping (except Geophysical) Services |
| | 2899 | Manufacture of other fabricated metal products n.e.c. | 331491 | Nonferrous Metal (except Copper and Aluminum) Rolling, Drawing, and Extruding | x | 7421 | Architectural and engineering activities and related technical consultancy | 541420 | Industrial Design Services |
| | 2899 | Manufacture of other fabricated metal products n.e.c. | 332115 | Crown and Closure Manufacturing | | 7421 | Architectural and engineering activities and related technical consultancy | 541620 | Environmental Consulting Services |
| | 2899 | Manufacture of other fabricated metal products n.e.c. | 332214 | Kitchen Utensil, Pot, and Pan Manufacturing | | 7421 | Architectural and engineering activities and related technical consultancy | 541690 | Other Scientific and Technical Consulting Services |
| | 2899 | Manufacture of other fabricated metal products n.e.c. | 332322 | Sheet Metal Work Manufacturing | x | 7421 | Architectural and engineering activities and related technical consultancy | 541990 | All Other Professional, Scientific, and Technical Services |
| | 2899 | Manufacture of other fabricated metal products n.e.c. | 332323 | Ornamental and Architectural Metal Work Manufacturing | x | 7499 | Other business activities, n.e.c. (for translation and interpretation) | 541410 | Interior Design Services |

| In NAICS Calc | ISIC | ISIC Description | 2002 NAICS | NAICS Description | In NAICS Calc | ISIC | ISIC Description | 2002 NAICS | NAICS Description |
|---|------|---|------------|---|---------------|------|---|------------|---|
| | 2899 | Manufacture of other fabricated metal products n.e.c. | 332431 | Metal Can Manufacturing | | 9199 | Activities of other membership organizations n.e.c. | 813410 | Civic and Social Organizations |
| | 2899 | Manufacture of other fabricated metal products n.e.c. | 332439 | Other Metal Container Manufacturing | | 9199 | Activities of other membership organizations n.e.c. | 813990 | Other Similar Organizations (except Business, Professional, Labor, and Political Organizations) |
| | 2899 | Manufacture of other fabricated metal products n.e.c. | 332611 | Spring (Heavy Gauge) Manufacturing | x | 9232 | Museums activities and preservation of historical sites and buildings | 712110 | Museums |
| | | | | | x | 9232 | Museums activities and preservation of historical sites and buildings | 712120 | Historical Sites |
| NON-DEDICATED SUPPORT INDUSTRIES | | | | | | | | | |
| x | 61 | Water transport | 483111 | Deep Sea Freight Transport | x | 523 | Other retail trade of new goods in specialized stores | 448120 | Women's Clothing Stores |
| x | 61 | Water transport | 483112 | Deep Sea Passenger Transportation | x | 523 | Other retail trade of new goods in specialized stores | 448130 | Children's and Infants' Clothing Stores |
| x | 61 | Water transport | 483113 | Coastal and Great Lakes Freight Transportation | x | 523 | Other retail trade of new goods in specialized stores | 448140 | Family Clothing Stores |
| x | 61 | Water transport | 483114 | Coastal and Great Lakes Passenger Transportation | x | 523 | Other retail trade of new goods in specialized stores | 448150 | Clothing Accessories Stores |
| x | 61 | Water transport | 483211 | Inland Water Freight Transportation | x | 523 | Other retail trade of new goods in specialized stores | 448150 | Clothing Accessories Stores |
| x | 61 | Water transport | 483212 | Inland Water Passenger Transportation | x | 523 | Other retail trade of new goods in specialized stores | 448190 | Other Clothing Stores |
| x | 61 | Water transport | 487210 | Scenic and Sightseeing Transportation, Water | x | 523 | Other retail trade of new goods in specialized stores | 448210 | Shoe Stores |
| x | 61 | Water transport | 487210 | Scenic and Sightseeing Transportation, Water | x | 523 | Other retail trade of new goods in specialized stores | 448310 | Jewelry Stores |
| x | 62 | Air transport | 481111 | Scheduled Passenger Air Transportation | x | 523 | Other retail trade of new goods in specialized stores | 448320 | Luggage and Leather Goods Stores |
| x | 62 | Air transport | 481112 | Scheduled Freight Air Transportation | x | 523 | Other retail trade of new goods in specialized stores | 451110 | Sporting Goods Stores |
| x | 62 | Air transport | 481211 | Nonscheduled Chartered Passenger Air Transportation | x | 523 | Other retail trade of new goods in specialized stores | 451120 | Hobby, Toy, and Game Stores |
| x | 62 | Air transport | 481212 | Nonscheduled Chartered Freight Air Transportation | x | 523 | Other retail trade of new goods in specialized stores | 451130 | Sewing, Needlework, and Piece Goods Stores |
| x | 62 | Air transport | 481219 | Other Nonscheduled Air Transportation | x | 523 | Other retail trade of new goods in specialized stores | 451140 | Musical Instrument and Supplies Stores |
| x | 62 | Air transport | 487990 | Scenic and Sightseeing Transportation, Other | x | 523 | Other retail trade of new goods in specialized stores | 451211 | Book Stores |
| x | 62 | Air transport | 488999 | All Other Support Activities for Transportation | x | 523 | Other retail trade of new goods in specialized stores | 451212 | News Dealers and Newsstands |
| x | 511 | Wholesale on a fee or contract basis | 425110 | Business to Business Electronic Markets | x | 523 | Other retail trade of new goods in specialized stores | 451220 | Prerecorded Tape, Compact Disc, and Record Stores |
| x | 511 | Wholesale on a fee or contract basis | 425120 | Wholesale Trade Agents and Brokers | x | 523 | Other retail trade of new goods in specialized stores | 453110 | Florists |
| x | 513 | Wholesale of household goods | 423210 | Furniture Merchant Wholesalers | x | 523 | Other retail trade of new goods in specialized stores | 453210 | Office Supplies and Stationery Stores |

| In NAICS Calc | ISIC | ISIC Description | 2002 NAICS | NAICS Description | In NAICS Calc | ISIC | ISIC Description | 2002 NAICS | NAICS Description |
|---------------|------|------------------------------|------------|---|---------------|------|---|------------|---|
| x | 513 | Wholesale of household goods | 423220 | Home Furnishing Merchant Wholesalers | x | 523 | Other retail trade of new goods in specialized stores | 453220 | Gift, Novelty, and Souvenir Stores |
| x | 513 | Wholesale of household goods | 423220 | Home Furnishing Merchant Wholesalers | x | 523 | Other retail trade of new goods in specialized stores | 453910 | Pet and Pet Supplies Stores |
| x | 513 | Wholesale of household goods | 423310 | Lumber, Plywood, Millwork, and Wood Panel Merchant Wholesalers | x | 523 | Other retail trade of new goods in specialized stores | 453920 | Art Dealers |
| x | 513 | Wholesale of household goods | 423410 | Photographic Equipment and Supplies Merchant Wholesalers | x | 523 | Other retail trade of new goods in specialized stores | 453930 | Manufactured (Mobile) Home Dealers |
| x | 513 | Wholesale of household goods | 423450 | Medical, Dental, and Hospital Equipment and Supplies Merchant Wholesalers | x | 523 | Other retail trade of new goods in specialized stores | 453998 | All Other Miscellaneous Store Retailers (except Tobacco Stores) |
| x | 513 | Wholesale of household goods | 423460 | Ophthalmic Goods Merchant Wholesalers | x | 523 | Other retail trade of new goods in specialized stores | 453998 | All Other Miscellaneous Store Retailers (except Tobacco Stores) |
| x | 513 | Wholesale of household goods | 423610 | Electrical Apparatus and Equipment, Wiring Supplies, and Related Equipment Merchant Wholesalers | x | 523 | Other retail trade of new goods in specialized stores | 453998 | All Other Miscellaneous Store Retailers (except Tobacco Stores) |
| x | 513 | Wholesale of household goods | 423620 | Electrical and Electronic Appliance, Television, and Radio Set Merchant Wholesalers | x | 523 | Other retail trade of new goods in specialized stores | 454312 | Liquefied Petroleum Gas (Bottled Gas) Dealers |
| x | 513 | Wholesale of household goods | 423720 | Plumbing and Heating Equipment and Supplies (Hydronics) Merchant Wholesalers | x | 523 | Other retail trade of new goods in specialized stores | 454319 | Other Fuel Dealers |
| x | 513 | Wholesale of household goods | 423850 | Service Establishment Equipment and Supplies Merchant Wholesalers | x | 525 | Retail trade not in stores | 445230 | Fruit and Vegetable Markets |
| x | 513 | Wholesale of household goods | 423910 | Sporting and Recreational Goods and Supplies Merchant Wholesalers | x | 525 | Retail trade not in stores | 454111 | Electronic Shopping |
| x | 513 | Wholesale of household goods | 423920 | Toy and Hobby Goods and Supplies Merchant Wholesalers | x | 525 | Retail trade not in stores | 454112 | Electronic Auctions |
| x | 513 | Wholesale of household goods | 423940 | Jewelry, Watch, Precious Stone, and Precious Metal Merchant Wholesalers | x | 525 | Retail trade not in stores | 454113 | Mail-Order Houses |
| x | 513 | Wholesale of household goods | 423990 | Other Miscellaneous Durable Goods Merchant Wholesalers | x | 525 | Retail trade not in stores | 454210 | Vending Machine Operators |
| x | 513 | Wholesale of household goods | 424120 | Stationery and Office Supplies Merchant Wholesalers | x | 525 | Retail trade not in stores | 454311 | Heating Oil Dealers |
| x | 513 | Wholesale of household goods | 424130 | Industrial and Personal Service Paper Merchant Wholesalers | x | 525 | Retail trade not in stores | 454390 | Other Direct Selling Establishments |
| x | 513 | Wholesale of household goods | 424210 | Drugs and Druggists' Sundries Merchant Wholesalers | x | 525 | Retail trade not in stores | 454390 | Other Direct Selling Establishments |
| x | 513 | Wholesale of household goods | 424310 | Piece Goods, Notions, and Other Dry Goods Merchant Wholesalers | x | 601 | Transport via railways | 482111 | Line-Haul Railroads |
| x | 513 | Wholesale of household goods | 424320 | Men's and Boys' Clothing and Furnishings Merchant Wholesalers | x | 601 | Transport via railways | 482112 | Short Line Railroads |
| x | 513 | Wholesale of household goods | 424330 | Women's, Children's, and Infants' Clothing and Accessories Merchant Wholesalers | x | 601 | Transport via railways | 487110 | Scenic and Sightseeing Transportation, Land |
| x | 513 | Wholesale of household goods | 424340 | Footwear Merchant Wholesalers | x | 601 | Transport via railways | 488210 | Support Activities for Rail Transportation |
| x | 513 | Wholesale of household goods | 424690 | Other Chemical and Allied Products Merchant Wholesalers | x | 602 | Other land transport | 484110 | General Freight Trucking, Local |

| In NAICS Calc | ISIC | ISIC Description | 2002 NAICS | NAICS Description | In NAICS Calc | ISIC | ISIC Description | 2002 NAICS | NAICS Description |
|---------------|------|--|------------|---|---------------|------|----------------------|------------|---|
| x | 513 | Wholesale of household goods | 424920 | Book, Periodical, and Newspaper Merchant Wholesalers | x | 602 | Other land transport | 484121 | General Freight Trucking, Long-Distance, Truckload |
| x | 513 | Wholesale of household goods | 424950 | Paint, Varnish, and Supplies Merchant Wholesalers | x | 602 | Other land transport | 484122 | General Freight Trucking, Long-Distance, Less than Truckload |
| x | 513 | Wholesale of household goods | 424990 | Other Miscellaneous Nondurable Goods Merchant Wholesalers | x | 602 | Other land transport | 484210 | Used Household and Office Goods Moving |
| x | 513 | Wholesale of household goods | 424990 | Other Miscellaneous Nondurable Goods Merchant Wholesalers | x | 602 | Other land transport | 484220 | Specialized Freight [except Used Goods] Trucking, Local |
| x | 515 | Wholesale of machinery, equipment and supplies | 423120 | Motor Vehicle Supplies and New Parts Merchant Wholesalers | x | 602 | Other land transport | 484230 | Specialized Freight [except Used Goods] Trucking, Long-Distance |
| x | 515 | Wholesale of machinery, equipment and supplies | 423210 | Furniture Merchant Wholesalers | | 602 | Other land transport | 485111 | Mixed Mode Transit Systems |
| x | 515 | Wholesale of machinery, equipment and supplies | 423410 | Photographic Equipment and Supplies Merchant Wholesalers | | 602 | Other land transport | 485112 | Commuter Rail Systems |
| x | 515 | Wholesale of machinery, equipment and supplies | 423420 | Office Equipment Merchant Wholesalers | | 602 | Other land transport | 485113 | Bus and Other Motor Vehicle Transit Systems |
| x | 515 | Wholesale of machinery, equipment and supplies | 423430 | Computer and Computer Peripheral Equipment and Software Merchant Wholesalers | | 602 | Other land transport | 485119 | Other Urban Transit Systems |
| x | 515 | Wholesale of machinery, equipment and supplies | 423440 | Other Commercial Equipment Merchant Wholesalers | | 602 | Other land transport | 485210 | Interurban and Rural Bus Transportation |
| x | 515 | Wholesale of machinery, equipment and supplies | 423450 | Medical, Dental, and Hospital Equipment and Supplies Merchant Wholesalers | | 602 | Other land transport | 485310 | Taxi Service |
| x | 515 | Wholesale of machinery, equipment and supplies | 423490 | Other Professional Equipment and Supplies Merchant Wholesalers | | 602 | Other land transport | 485320 | Limousine Service |
| x | 515 | Wholesale of machinery, equipment and supplies | 423610 | Electrical Apparatus and Equipment, Wiring Supplies, and Related Equipment Merchant Wholesalers | | 602 | Other land transport | 485410 | School and Employee Bus Transportation |
| x | 515 | Wholesale of machinery, equipment and supplies | 423690 | Other Electronic Parts and Equipment Merchant Wholesalers | | 602 | Other land transport | 485510 | Charter Bus Industry |
| x | 515 | Wholesale of machinery, equipment and supplies | 423690 | Other Electronic Parts and Equipment Merchant Wholesalers | | 602 | Other land transport | 485991 | Special Needs Transportation |
| x | 515 | Wholesale of machinery, equipment and supplies | 423720 | Plumbing and Heating Equipment and Supplies [Hydronics] Merchant Wholesalers | | 602 | Other land transport | 485991 | Special Needs Transportation |
| x | 515 | Wholesale of machinery, equipment and supplies | 423730 | Warm Air Heating and Air-Conditioning Equipment and Supplies Merchant Wholesalers | | 602 | Other land transport | 485999 | All Other Transit and Ground Passenger Transportation |
| x | 515 | Wholesale of machinery, equipment and supplies | 423740 | Refrigeration Equipment and Supplies Merchant Wholesalers | | 602 | Other land transport | 485999 | All Other Transit and Ground Passenger Transportation |
| x | 515 | Wholesale of machinery, equipment and supplies | 423810 | Construction and Mining [except Oil Well] Machinery and Equipment Merchant Wholesalers | x | 602 | Other land transport | 487110 | Scenic and Sightseeing Transportation, Land |
| x | 515 | Wholesale of machinery, equipment and supplies | 423820 | Farm and Garden Machinery and Equipment Merchant Wholesalers | x | 602 | Other land transport | 487110 | Scenic and Sightseeing Transportation, Land |
| x | 515 | Wholesale of machinery, equipment and supplies | 423830 | Industrial Machinery and Equipment Merchant Wholesalers | x | 602 | Other land transport | 487990 | Scenic and Sightseeing Transportation, Other |
| x | 515 | Wholesale of machinery, equipment and supplies | 423840 | Industrial Supplies Merchant Wholesalers | x | 6301 | Cargo handling | 488119 | Other Airport Operations |

| In NAICS Calc | ISIC | ISIC Description | 2002 NAICS | NAICS Description | In NAICS Calc | ISIC | ISIC Description | 2002 NAICS | NAICS Description |
|---------------|------|---|------------|---|---------------|------|--|------------|---|
| x | 515 | Wholesale of machinery, equipment and supplies | 423850 | Service Establishment Equipment and Supplies Merchant Wholesalers | x | 6301 | Cargo handling | 488210 | Support Activities for Rail Transportation |
| x | 515 | Wholesale of machinery, equipment and supplies | 423860 | Transportation Equipment and Supplies (except Motor Vehicle) Merchant Wholesalers | x | 6301 | Cargo handling | 488320 | Marine Cargo Handling |
| x | 515 | Wholesale of machinery, equipment and supplies | 423910 | Sporting and Recreational Goods and Supplies Merchant Wholesalers | x | 6301 | Cargo handling | 488490 | Other Support Activities for Road Transportation |
| x | 515 | Wholesale of machinery, equipment and supplies | 423990 | Other Miscellaneous Durable Goods Merchant Wholesalers | x | 6302 | Storage and warehousing | 493110 | General Warehousing and Storage |
| x | 519 | Other wholesale | 423990 | Other Miscellaneous Durable Goods Merchant Wholesalers | x | 6302 | Storage and warehousing | 493120 | Refrigerated Warehousing and Storage |
| x | 519 | Other wholesale | 424990 | Other Miscellaneous Nondurable Goods Merchant Wholesalers | x | 6302 | Storage and warehousing | 493130 | Farm Product Warehousing and Storage |
| x | 521 | Non-specialized retail trade in stores | 445110 | Supermarkets and Other Grocery (except Convenience) Stores | x | 6302 | Storage and warehousing | 493190 | Other Warehousing and Storage |
| x | 521 | Non-specialized retail trade in stores | 445120 | Convenience Stores | x | 6303 | Other supporting transport activities | 488111 | Air Traffic Control |
| x | 521 | Non-specialized retail trade in stores | 447110 | Gasoline Stations with Convenience Stores | x | 6303 | Other supporting transport activities | 488119 | Other Airport Operations |
| x | 521 | Non-specialized retail trade in stores | 452111 | Department Stores (except Discount Department Stores) | x | 6303 | Other supporting transport activities | 488190 | Other Support Activities for Air Transportation |
| x | 521 | Non-specialized retail trade in stores | 452112 | Discount Department Stores | x | 6303 | Other supporting transport activities | 488210 | Support Activities for Rail Transportation |
| x | 521 | Non-specialized retail trade in stores | 452910 | Warehouse Clubs and Supercenters | x | 6303 | Other supporting transport activities | 488310 | Port and Harbor Operations |
| x | 521 | Non-specialized retail trade in stores | 452910 | Warehouse Clubs and Supercenters | x | 6303 | Other supporting transport activities | 488330 | Navigational Services to Shipping |
| x | 521 | Non-specialized retail trade in stores | 452990 | All Other General Merchandise Stores | x | 6303 | Other supporting transport activities | 488390 | Other Support Activities for Water Transportation |
| x | 521 | Non-specialized retail trade in stores | 453998 | All Other Miscellaneous Store Retailers (except Tobacco Stores) | x | 6303 | Other supporting transport activities | 488490 | Other Support Activities for Road Transportation |
| x | 523 | Other retail trade of new goods in specialized stores | 441222 | Boat Dealers | x | 6303 | Other supporting transport activities | 488999 | All Other Support Activities for Transportation |
| x | 523 | Other retail trade of new goods in specialized stores | 441229 | All Other Motor Vehicle Dealers | | 6303 | Other supporting transport activities | 812930 | Parking Lots and Garages |
| x | 523 | Other retail trade of new goods in specialized stores | 441310 | Automotive Parts and Accessories Stores | x | 6304 | Activities of travel agencies and tour operators; tourist assistance activities n.e.c. | 488999 | All Other Support Activities for Transportation |
| x | 523 | Other retail trade of new goods in specialized stores | 442110 | Furniture Stores | | 6304 | Activities of travel agencies and tour operators; tourist assistance activities n.e.c. | 561510 | Travel Agencies |
| x | 523 | Other retail trade of new goods in specialized stores | 442210 | Floor Covering Stores | | 6304 | 8 | 561520 | Tour Operators |
| x | 523 | Other retail trade of new goods in specialized stores | 442291 | Window Treatment Stores | x | 6304 | Activities of travel agencies and tour operators; tourist assistance activities n.e.c. | 561591 | Convention and Visitors Bureaus |
| x | 523 | Other retail trade of new goods in specialized stores | 442299 | All Other Home Furnishings Stores | x | 6304 | Activities of travel agencies and tour operators; tourist assistance activities n.e.c. | 561599 | All Other Travel Arrangement and Reservation Services |

| In NAICS Calc | ISIC | ISIC Description | 2002 NAICS | NAICS Description | In NAICS Calc | ISIC | ISIC Description | 2002 NAICS | NAICS Description |
|---------------|------|---|------------|--|---------------|------|--|------------|---|
| x | 523 | Other retail trade of new goods in specialized stores | 442299 | All Other Home Furnishings Stores | x | 6304 | Activities of travel agencies and tour operators; tourist assistance activities n.e.c. | 713990 | All Other Amusement and Recreation Industries |
| x | 523 | Other retail trade of new goods in specialized stores | 443111 | Household Appliance Stores | x | 6309 | Activities of other transport agencies | 488390 | Other Support Activities for Water Transportation |
| x | 523 | Other retail trade of new goods in specialized stores | 443112 | Radio, Television, and Other Electronics Stores | x | 6309 | Activities of other transport agencies | 488490 | Other Support Activities for Road Transportation |
| x | 523 | Other retail trade of new goods in specialized stores | 443112 | Radio, Television, and Other Electronics Stores | | 6309 | Activities of other transport agencies | 488510 | Freight Transportation Arrangement |
| x | 523 | Other retail trade of new goods in specialized stores | 443120 | Computer and Software Stores | x | 6309 | Activities of other transport agencies | 488991 | Packing and Crating |
| x | 523 | Other retail trade of new goods in specialized stores | 443130 | Camera and Photographic Supplies Stores | | 6309 | Activities of other transport agencies | 541614 | Process, Physical Distribution, and Logistics Consulting Services |
| x | 523 | Other retail trade of new goods in specialized stores | 444110 | Home Centers | | 6411 | National post activities | 491110 | Postal Service |
| x | 523 | Other retail trade of new goods in specialized stores | 444120 | Paint and Wallpaper Stores | x | 6412 | Courier activities other than national post activities | 492110 | Couriers |
| x | 523 | Other retail trade of new goods in specialized stores | 444120 | Paint and Wallpaper Stores | x | 6412 | Courier activities other than national post activities | 492210 | Local Messengers and Local Delivery |
| x | 523 | Other retail trade of new goods in specialized stores | 444130 | Hardware Stores | | 6420 | Telecommunications | 517110 | Wired Telecommunications Carriers |
| x | 523 | Other retail trade of new goods in specialized stores | 444190 | Other Building Material Dealers | | 6420 | Telecommunications | 517211 | Paging |
| x | 523 | Other retail trade of new goods in specialized stores | 444190 | Other Building Material Dealers | | 6420 | Telecommunications | 517212 | Cellular and Other Wireless Telecommunications |
| x | 523 | Other retail trade of new goods in specialized stores | 444210 | Outdoor Power Equipment Stores | | 6420 | Telecommunications | 517310 | Telecommunications Resellers |
| x | 523 | Other retail trade of new goods in specialized stores | 444220 | Nursery, and Garden Center, and Farm Supply Stores | x | 6420 | Telecommunications | 517410 | Satellite Telecommunications |
| x | 523 | Other retail trade of new goods in specialized stores | 446110 | Pharmacies and Drug Stores | | 6420 | Telecommunications | 517910 | Other Telecommunications |
| x | 523 | Other retail trade of new goods in specialized stores | 446120 | Cosmetics, Beauty Supplies, and Perfume Stores | x | 6420 | Telecommunications | 518111 | Internet Service Providers |
| x | 523 | Other retail trade of new goods in specialized stores | 446130 | Optical Goods Stores | x | 6420 | Telecommunications | 812990 | All Other Personal Services |
| x | 523 | Other retail trade of new goods in specialized stores | 446199 | All Other Health and Personal Care Stores | x | 7240 | Database activities and on-line distribution of electronic content | 516110 | Internet Publishing and Broadcasting |
| x | 523 | Other retail trade of new goods in specialized stores | 448110 | Men's Clothing Stores | x | 7240 | Database activities and on-line distribution of electronic content | 518112 | Web Search Portals |

Note: All industries checked with "x" are industries included in the NAICS based copyright industries. The summary categorizations [core, interdependent, partial, and non-dedicated support] are based on ISIC standards, and NAICS based copyright industries do not follow the same breakdown.

APPENDIX D: LIST OF REFERENCES

- International Data Corp. Provided Worldwide Packaged Software Industry Sales 2001-2002.
- International Federation for the Phonographic Industry. Provided Recording Industry World Sales 2000-2002.
- Keyt, Richard. "Benefits of Web Site Copyright Registration," Keyt Law, available at www.keytlaw.com.
- Lawson, Ann M. et al. "Benchmark Input-Output Accounts of the United States, 1997" (December 2002).
- McCahill, Robert J. and Brian C. Moyer. "Gross Domestic Product by Industry for 1999-2001," Survey on Current Business (November 2002).
- Motion Picture Association of America. *Estimated Worldwide Revenues by Media for All U.S. Companies, 1985-2003* (2003).
- Szalai, George. "U.S. may lead way in music recovery," *The Hollywood Reporter* (July 14, 2004.)
- President's Council of Economic Advisors. *2002 Economic Report of the President* (Government Printing Office, 2002).
- President's Council of Economic Advisors. *2003 Economic Report of the President* (Government Printing Office, 2003).
- President's Council of Economic Advisors. *2004 Economic Report of the President* (Government Printing Office, 2004).
- PwC, "Entertainment and Media Industry Will Grow 6.3 Percent Annually Through 2008, Sparked by Strength in Asia/Pacific," (June 29, 2004), available at <http://www.pwc.com/extweb/ncpressrelease.nsf/docid/5F00EEB0CD947F6085256EC2005D6D19>.
- U.S. Department of Commerce, Bureau of Economic Analysis, *Gross Domestic Product by Industry* (April 2003).
- U.S. Department of Commerce, Economics and Statistics Administration, *Bridge Between NAICS and SIC, 1997 Economic Census*.
- U.S. Department of Commerce, U.S. Census Bureau, *1987 Census of Manufactures: Newspapers, Periodicals, Books, and Miscellaneous Publishing* (May 1990).
- U.S. Department of Commerce, U.S. Census Bureau, *North American Industry Classification System: Revisions for 2002*, available at <http://www.census.gov/epcd/naics02/>.
- U.S. Department of Commerce, U.S. Census Bureau, *Service Annual Survey: 2002* (February 2004).
- U.S. Department of Commerce, U.S. Census Bureau, "Statistics for Industry Groups and Industries: 2001 and Earlier Years," *Annual Survey of Manufactures, Industry Statistics* (December 20, 2002).
- U.S. Department of Commerce, U.S. Census Bureau, "Table 2: Advance Comparative Statistics for the United States," *2002 Economic Census*.
- U.S. Department of Commerce, U.S. International Trade Commission. Provided Information on Foreign Trade Data – U.S. Exports of Selected Products by SIC 1998-2002.
- U.S. Department of Commerce, *U.S. Industry & Trade Outlook, 2000* (McGraw-Hill Companies, Inc., 2000).
- U.S. Department of Commerce, *U.S. Industry & Trade Outlook, '99* (McGraw-Hill Companies, Inc., 1999).
- U.S. Department of Labor, *Bureau of Labor Statistics*, Labstat Series Report, available at <http://stats.bls.gov>.
- U.S. Department of Labor, *Bureau of Labor Statistics*, Provided BLS Employment Data for 2002 NAICS, available at <http://data.bls.gov>.
- World Intellectual Property Organization, *Guide on Surveying the Economic Contribution of the Copyright-Based Industries* (WIPO publication number 893(E)) (2003).

Copyright Industries in the U.S. Economy: The 2004 Report



International Intellectual Property Alliance®
1747 Pennsylvania Avenue, NW, Suite 825
Washington, DC 20006-4637
United States of America
Tel: 202-833-4198 • Fax: 202-872-0546
Email: info@iipa.com • Web: www.iipa.com