




CabinetOffice
Social Exclusion Task Force

The Socially Excluded Adults PSA and Local Area Agreements

Charlotte Spencer
Social Exclusion Task Force

November 2007



Aim of the socially excluded adults PSA



CabinetOffice
Social Exclusion Task Force

The aim of the PSA is to ensure that the **most socially excluded adults are offered the chance to get back on a path to a more successful life**, by increasing the proportion of the most socially excluded adults in settled accommodation and in employment, education or training.

The PSA:

- is one of only 30 PSAs agreed across Government
- is the first PSA that focussed specifically on the needs of the most vulnerable adults
- will be delivered by both the statutory and third sector



What does the PSA focus on?

Which at-risk groups?

- adults (young people aged 19) leaving care
- adult offenders (aged 18+) under probation supervision
- adults (aged 18+) in contact with secondary mental health services
- adults (aged 18+) with moderate to severe learning disabilities

Why these outcomes / groups?

- A home and a job are the key aspects of normal, everyday life that all individuals should be able to aspire to
- They provide excluded adults with the foundations for getting their life back on track
- There is no composite measure of social exclusion, so we have to define it using a set of other indicators
- Because there is an opportunity to make a difference with these groups - they are at crucial transition points in life that bring them in to contact with services, so they are within reach

All of these transition points are life events which affect those in significant difficulty:

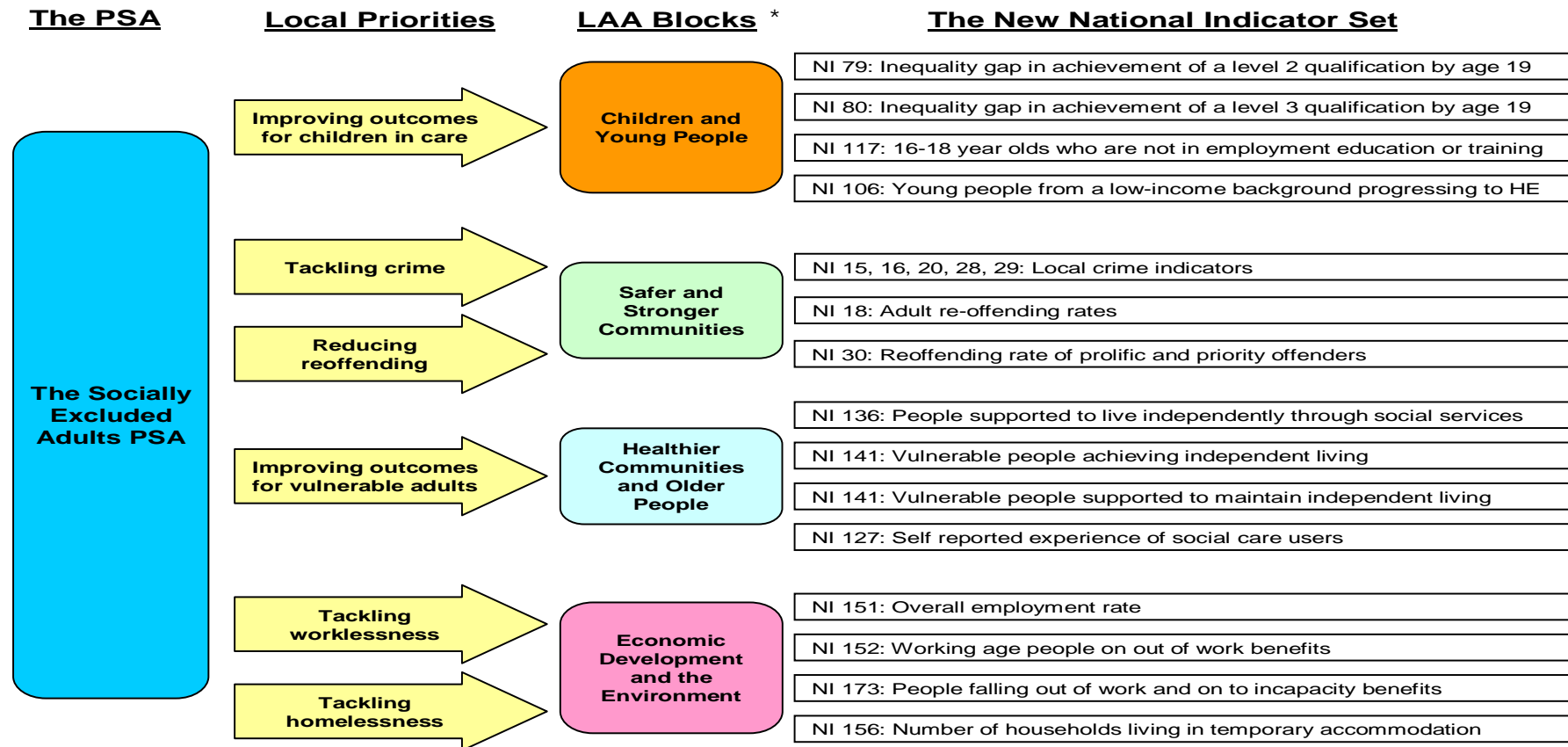
- Over 30% of care leavers are not in education, employment or training at age 19, compared to 13% of all young people
- a third of prisoners about to leave prison said they had nowhere to stay
- 70,000 people with severe mental health problems are on incapacity benefit
- 10% of people with learning disabilities in touch with services are doing any form of paid work

How will this PSA help?



-
- **Encourage prevention and early intervention**, by focusing on transition points when individuals can be helped to avoid long-term exclusion
 - **Promote joint working**, by setting out a shared cross-Government commitment to tackling exclusion
 - **Focus resources**, by sending a clear signal that helping these groups is a Government priority
 - **Incentivise and drive delivery**, through a clear performance management framework for tackling social exclusion amongst adults and for monitoring and managing progress

Linking the social exclusion PSA to other priorities



*Note that the LAA block structure is for guidance only from 2008

What numbers of people are involved?



Client Group	Latest Available Data	Estimated Size of Group	Outcome 1: Settled Accommodation	Outcome 2: Employment
Care Leavers	2005/6	5300	88% (4600)	62% (3300)
Offenders	2006/7	55,408	77% (42,664)	35% (19,393)
Mentally Ill	2004/5	464,780*	N/A	21%**
Learning Disabled	2005/6	122,155	69%*** (83,918)	10% (12,095)

*364,760 on standard CPA + 120,730 on enhanced CPA

**proxy data from HCC survey of community mental health services

*** proxy data on % living in the community and receiving services

Who will deliver the PSA?



Central Government level	Local level
<ul style="list-style-type: none">• Cabinet Office (lead department)• DWP• CLG• Ministry of Justice• DH• DCSF• DIUS	<ul style="list-style-type: none">• local authorities (particularly housing services, adult social services and leaving care services)• Jobcentre Plus• PCTs• Mental Health Trusts• Probation services• Third sector• Local employers• Education providers

What does this mean for Local Area Agreements?



The new National Indicator Set:

- The eight performance indicators for the PSA are included in the new National Indicator Set for local government (NIS)
- Local authorities will report therefore annually on each of the indicators as part of the Comprehensive Area Assessment

Local Area Agreements:

- The new National Indicator Set forms the basis of the new model Local Area Agreements
- Local areas will be able to prioritise excluded adults by including one or more of the PSA indicators as LAA improvement targets. In developing LAA priorities, LSPs are encouraged to:
 - assess how the PSA priorities fit with the vision and the ambition of the area;
 - consider the wider benefits of focusing on excluded adults;
 - review the existing evidence base and patterns of performance; and
 - build on the existing knowledge of both LSPs and GOs on key areas for improvement

Why focus on excluded adults at local level?



Prioritising the PSA outcomes can:

- Contribute to the achievement of wider priority outcomes, such as reducing reoffending and tackling worklessness
- Provide a strong impetus for improved joint working with service providers such as probation and mental health trusts, and with the third sector
- Lead to significant savings in the downstream costs associated with long-term and persistent exclusion
- Support improved community cohesion by addressing the negative external effects of a small number of highly excluded individuals

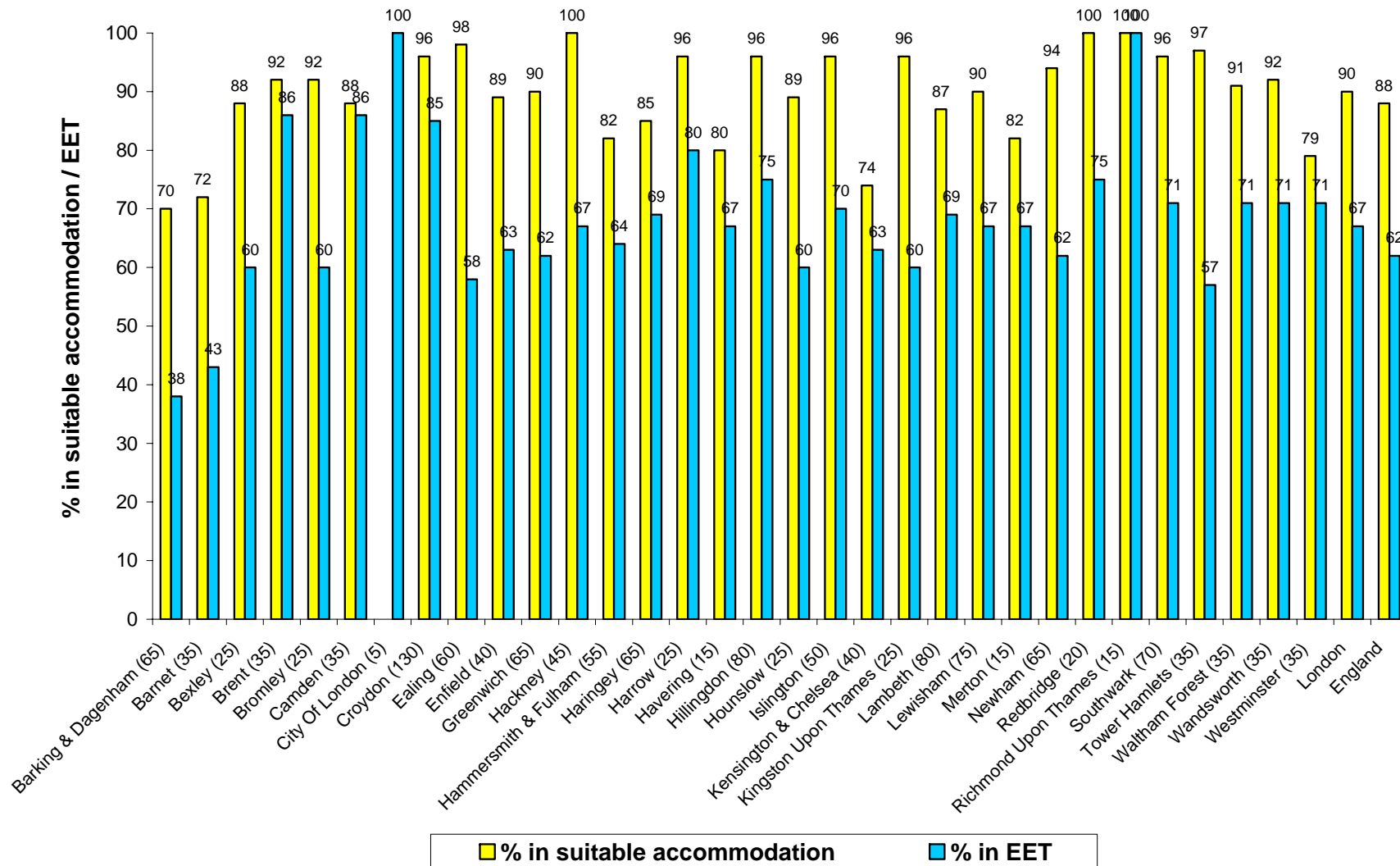


Identifying key priorities: Baseline regional data

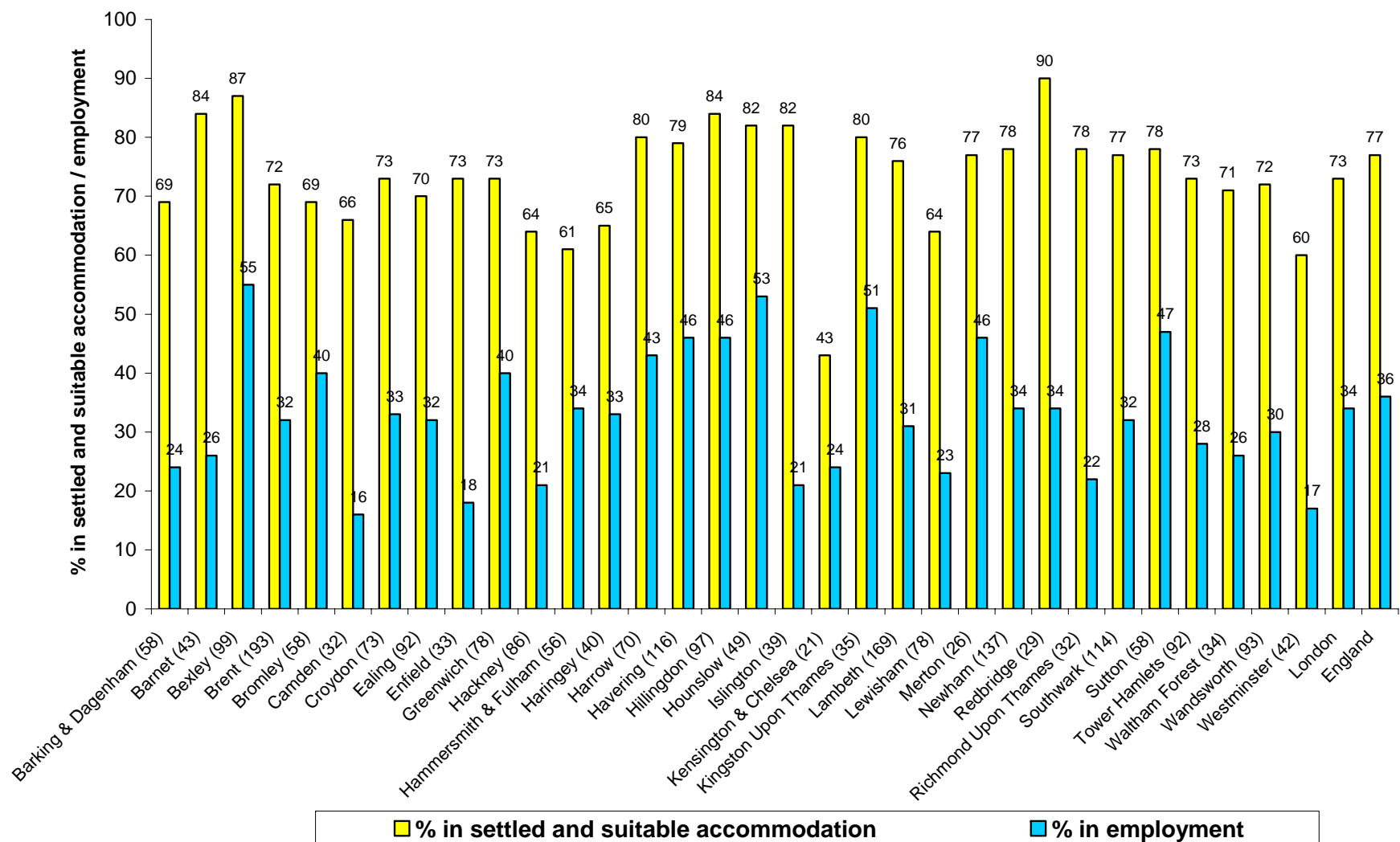
- Important that LAA negotiations are built around a shared evidence base
- PSA includes new performance indicators so SETF have collated existing data on each of the client groups
- The regional data packs identify current patterns of performance and provide a starting point for LSPs to consider whether a focus on any of the PSA groups / outcomes should be reflected in LAAs

Client group	Settled Accommodation	EET
Offenders	Proportion of offenders under probation supervision in settled and suitable accommodation at the end of their order or licence	Proportion of offenders under probation supervision in employment at the end of their order or licence
Care leavers	Proportion of former care leavers aged 19 who are in suitable accommodation	Proportion of former care leavers aged 19 who are in employment, education or training
Adults with mental health problems	Proportion of adults in contact with secondary mental health services in settled accommodation	Proportion of adults in contact with secondary mental health services in employment
Adults with learning disabilities	Proportion of adults with learning disabilities in settled accommodation	Proportion of adults with learning disabilities in employment

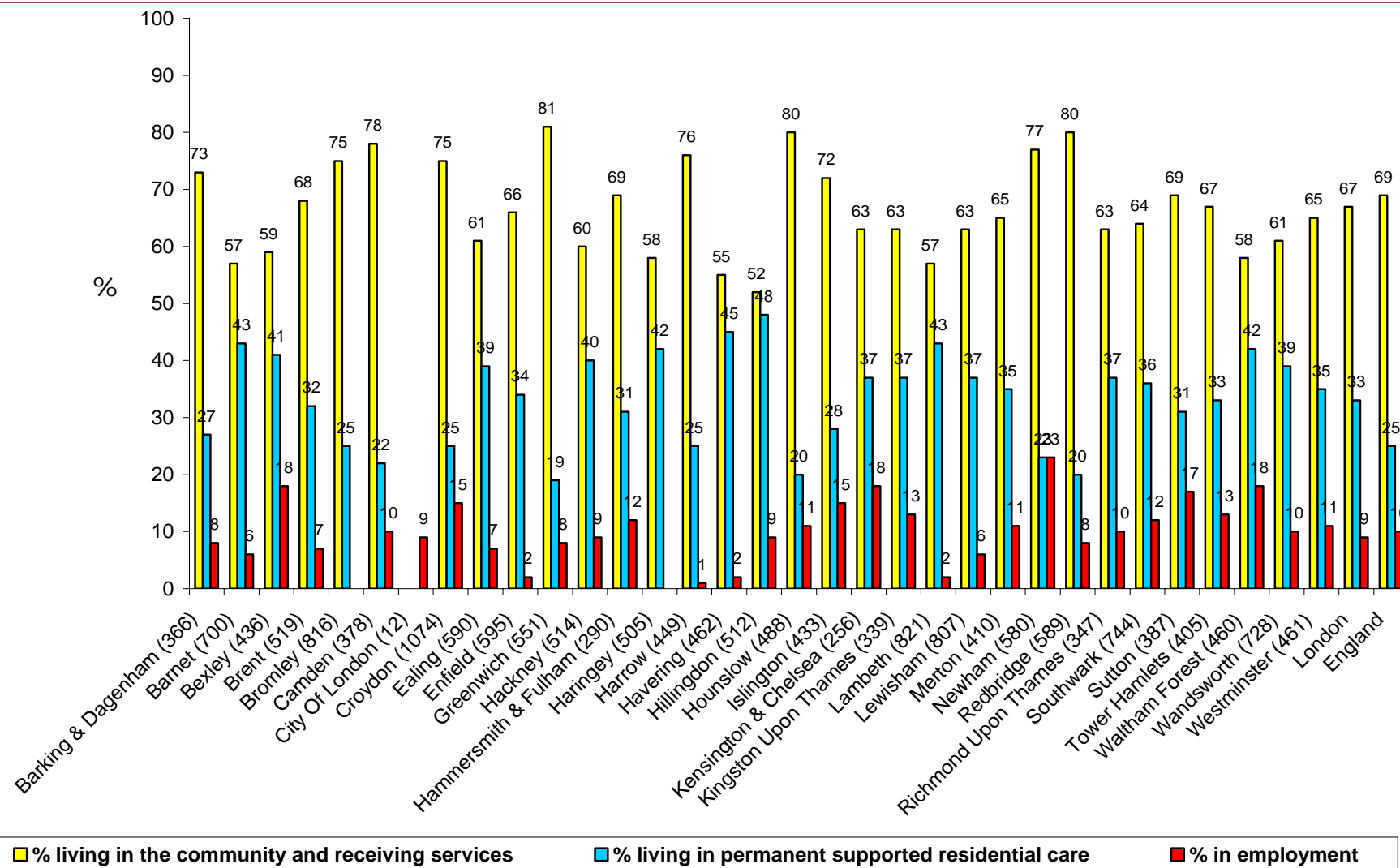
Headline regional data: Care leavers in EET and suitable accommodation at age 19 (2005/06)



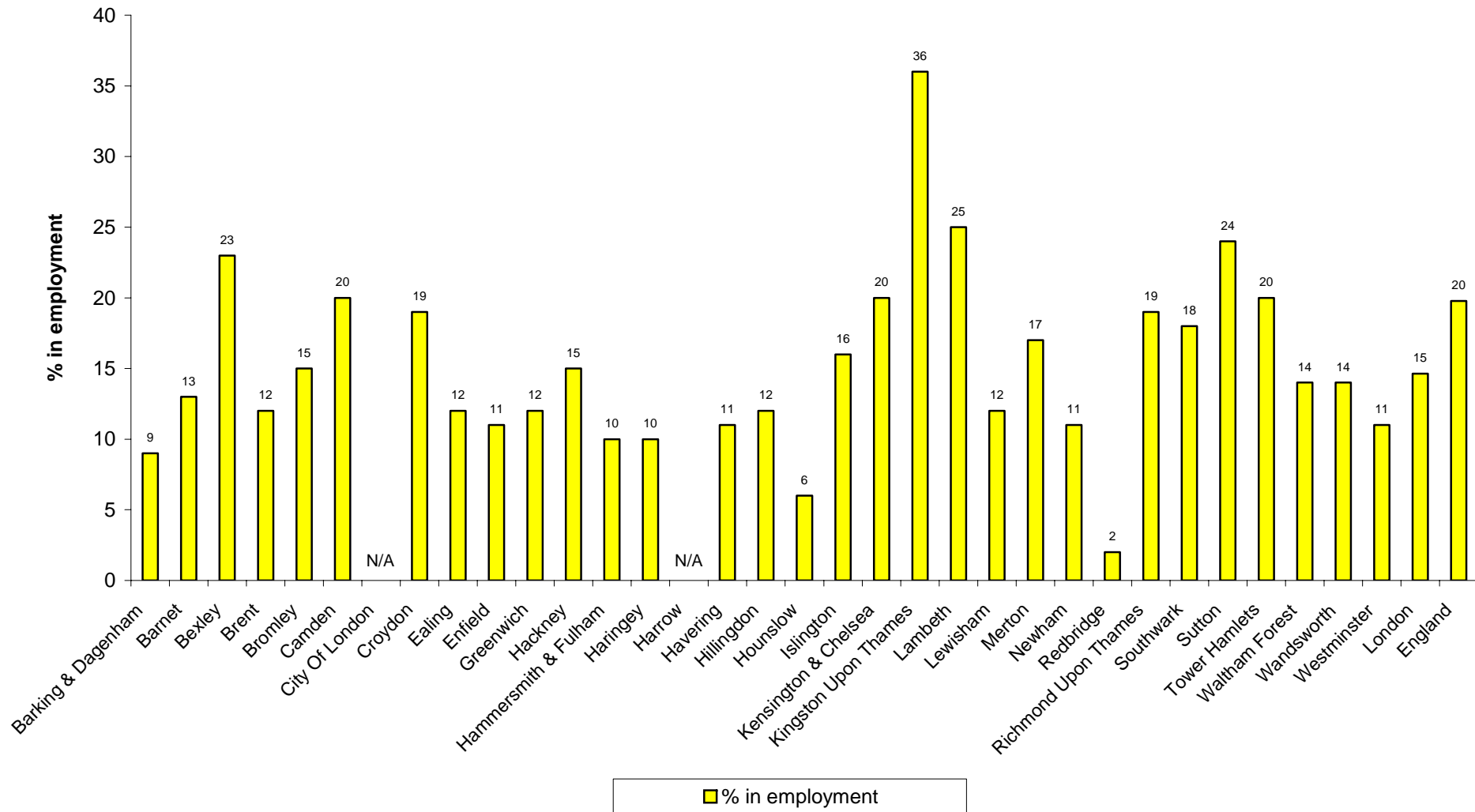
Headline Regional Data: Offenders under probation supervision in employment and settled & suitable accommodation (2006/07)



Headline Regional Data: Adults with learning disabilities in employment and settled accommodation (proxy – 2005/06)



Headline Regional Data: Adults in contact with secondary mental health services in employment (2006/07)



Next steps



CabinetOffice
Social Exclusion Task Force

The SETF will support the delivery of the PSA through:

- Producing further guidance for Government Offices and local areas
- Providing a baseline data-pack to help local areas identify key priorities around social exclusion
- Providing ongoing advice and support for local areas and service providers
- Working through the Socially Excluded Adults PSA Delivery Board to identify some key barriers to delivering for these groups, and taking forward policy actions to address these

For more information on the PSA please contact: setaskforce@cabinet-office.x.gsi.gov.uk