

Cabinet Office Server Web Traffic

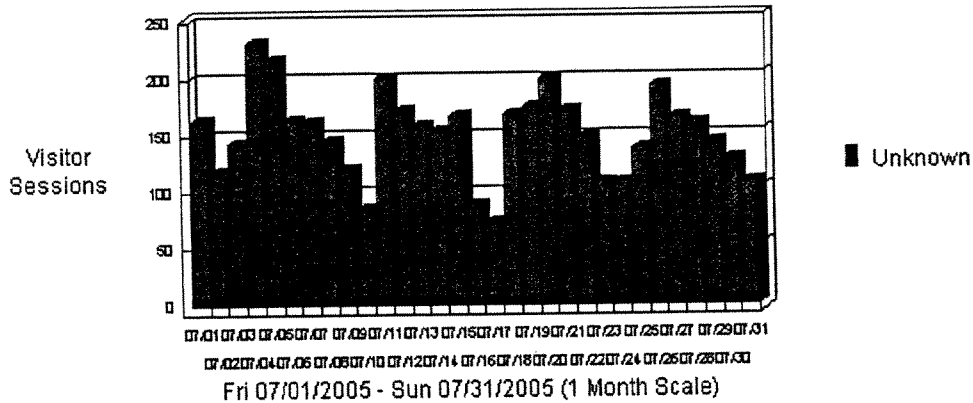
../publicationscheme

Report Range: 07/01/2005 00:00:00 - 07/31/2005 23:59:59

General Statistics

The Visitor Profile by Regions graph identifies the general location of the visitors to your Web site. The General Statistics table includes statistics on the total activity for this web site during the designated time frame.

Visitor Profile by Regions



Statistics

Report Range: 07/01/2005 00:00:00 - 07/31/2005 23:59:59



Hits	Entire Site (Successful)	13,913
	Average Per Day	448
	Home Page	N/A
Page Views	Page Views (Impressions)	9,264
	Average Per Day	299
	Document Views	9,079
Visitor Sessions	Visitor Sessions	4,682
	Average Per Day	151
	Average Visitor Session Length	00:11:47
	International Visitor Sessions	0%
	Visitor Sessions of Unknown Origin	100%
Visitors	Visitor Sessions from United States	0%
	Unique Visitors	1,669
	Visitors Who Visited Once	1,213
	Visitors Who Visited More Than Once	456

General Statistics - Help Card



? The table shows the date and time the report was generated, as well as the time frame for the report. All dates and times are referenced to the location of the system running the analysis
Timeframe - beginning date and time of your log.
The number of page hits - Are a count of actual successful hits for the document not including any graphics on the page.

Pages can be files with extensions such as .htm, .html, .asp, and a few others (as defined by the Options | Web Traffic Analysis | File Types tab).

Impressions -A count of the number of pages viewed and not including the supporting graphic files within the page.

The total number of hits -Is a count of all the successful hits including HTML pages, pictures, forms, scripts and files downloaded. **Tip:** Visit http://www.webtrends.com/support/hits_views_sessions.htm for a more detailed description of pages and the visitor sessions.

Number of Hits for Home Page -Number of times the home page was visited. This statistic is derived from the home page setting in the profile.

Number of Successful Hits for Entire Site -Hits with a successful status code.

Number of Page Views (Impressions) -Page Views is the count of hits to documents and forms (as defined by the Options | Web Traffic Analysis | File Types tab).

Document Views - Document Views is the count of hits to documents (as defined by the Options | Web Traffic Analysis | File Types tab).

Number of Visitor Sessions - Hits to your site by a single visitor within a timeframe (as defined in Options | Web Traffic Analysis | General Tab).

Domestic, International and Unknown sections summarize the origin of visitors in percentages of hits.

Visitor Sessions From the United States - Sessions determined by the User Domain field in the log, and as defined by Options | Web Traffic Analysis | Domains.

International Visitor Sessions - Sessions determined by the User Domain field in the log, and as defined by Options | Web Traffic Analysis | Domains.

Visitor Sessions of Unknown Origins -Domains recorded in the log that have no configuration settings in Options | Web Traffic Analysis | Domains. Origins may also be unknown if the server does not log this field.

Averages indicate general statistics that span the log.

Average Number of Hits Per Day -Number of Successful Hits divided by the total number of days in the log.

Average Number of Page Views Per Day -Number of page views (Impressions) divided by the total number of days in the log.

Average Number of Visitor Sessions Per Day -Number of visitor sessions divided by the total number of days in the log.

Average Visitor Session Length -Average of all visitor sessions in the log.

Unique visitors are a count of unique IPs for the period of the report, whether or not they were authenticated using domain names or cookies.

Number of Unique Visitors -Unique visitors are counted using visitor IP, domain name, or cookie (as defined in Options | Web Traffic Analysis | Cookies). Cookies are the most accurate.

Number of Visitors Who Visited Once -Visitor Sessions that occurred once throughout the log.

Number of Visitors Who Visited More Than Once -The count of Visitor Sessions that occurred with more than the default 30 minutes (or the time set for visitor sessions as defined in Options | Web Traffic Analysis | General Tab) between any activity.



The General Stats table gives a general overview of the site's performance, helping you quickly assess the growth and the needs of the site. It can help you determine the report chapters that you should focus on for valuable site enhancement statistics.

Cabinet Office Server Web Traffic

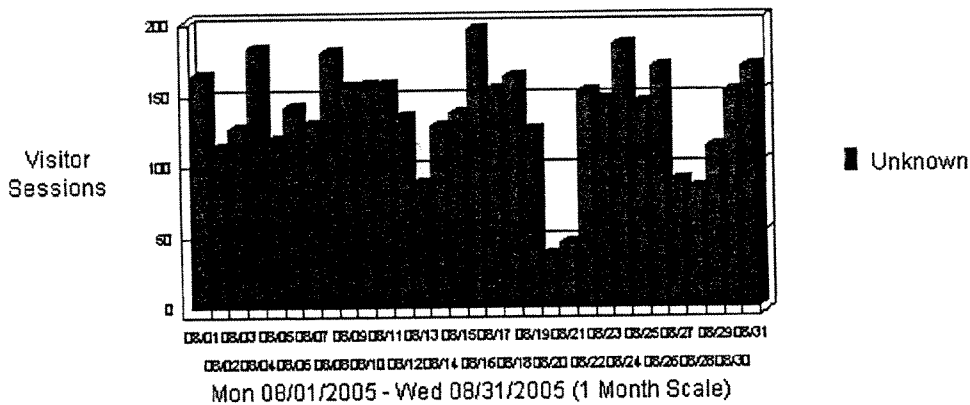
../publicationscheme

Report Range: 08/01/2005 00:00:00 - 08/31/2005 23:59:59

General Statistics

The Visitor Profile by Regions graph identifies the general location of the visitors to your Web site. The General Statistics table includes statistics on the total activity for this web site during the designated time frame.

Visitor Profile by Regions



Statistics

Report Range: 08/01/2005 00:00:00 - 08/31/2005 23:59:59



Hits	Entire Site (Successful)	11,097
	Average Per Day	357
	Home Page	N/A
Page Views	Page Views (Impressions)	8,134
	Average Per Day	262
	Document Views	8,003
Visitor Sessions	Visitor Sessions	4,247
	Average Per Day	137
	Average Visitor Session Length	00:09:47
	International Visitor Sessions	0%
	Visitor Sessions of Unknown Origin	100%
Visitors	Visitor Sessions from United States	0%
	Unique Visitors	1,557
	Visitors Who Visited Once	1,197
	Visitors Who Visited More Than Once	360

General Statistics - Help Card



? The table shows the date and time the report was generated, as well as the time frame for the report. All dates and times are referenced to the location of the system running the analysis
Timeframe - beginning date and time of your log.
The number of page hits - Are a count of actual successful hits for the document not including any graphics on the page.

Pages can be files with extensions such as .htm, .html, .asp, and a few others (as defined by the Options | Web Traffic Analysis | File Types tab).

Impressions -A count of the number of pages viewed and not including the supporting graphic files within the page.

The total number of hits -Is a count of all the successful hits including HTML pages, pictures, forms, scripts and files downloaded. **Tip:** Visit http://www.webtrends.com/support/hits_views_sessions.htm for a more detailed description of pages and the visitor sessions.

Number of Hits for Home Page -Number of times the home page was visited. This statistic is derived from the home page setting in the profile.

Number of Successful Hits for Entire Site -Hits with a successful status code.

Number of Page Views (Impressions) -Page Views is the count of hits to documents and forms (as defined by the Options | Web Traffic Analysis | File Types tab).

Document Views - Document Views is the count of hits to documents (as defined by the Options | Web Traffic Analysis | File Types tab).

Number of Visitor Sessions - Hits to your site by a single visitor within a timeframe (as defined in Options | Web Traffic Analysis | General Tab).

Domestic, International and Unknown sections summarize the origin of visitors in percentages of hits.

Visitor Sessions From the United States - Sessions determined by the User Domain field in the log, and as defined by Options | Web Traffic Analysis | Domains.

International Visitor Sessions - Sessions determined by the User Domain field in the log, and as defined by Options | Web Traffic Analysis | Domains.

Visitor Sessions of Unknown Origins -Domains recorded in the log that have no configuration settings in Options | Web Traffic Analysis | Domains. Origins may also be unknown if the server does not log this field.

Averages indicate general statistics that span the log.

Average Number of Hits Per Day -Number of Successful Hits divided by the total number of days in the log.

Average Number of Page Views Per Day -Number of page views (impressions) divided by the total number of days in the log.

Average Number of Visitor Sessions Per Day -Number of visitor sessions divided by the total number of days in the log.

Average Visitor Session Length -Average of all visitor sessions in the log.

Unique visitors are a count of unique IPs for the period of the report, whether or not they were authenticated using domain names or cookies.

Number of Unique Visitors -Unique visitors are counted using visitor IP, domain name, or cookie (as defined in Options | Web Traffic Analysis | Cookies). Cookies are the most accurate.

Number of Visitors Who Visited Once -Visitor Sessions that occurred once throughout the log.

Number of Visitors Who Visited More Than Once -The count of Visitor Sessions that occurred with more than the default 30 minutes (or the time set for visitor sessions as defined in Options | Web Traffic Analysis | General Tab) between any activity.



The General Stats table gives a general overview of the site's performance, helping you quickly assess the growth and the needs of the site. It can help you determine the report chapters that you should focus on for valuable site enhancement statistics.

Cabinet Office Server Web Traffic

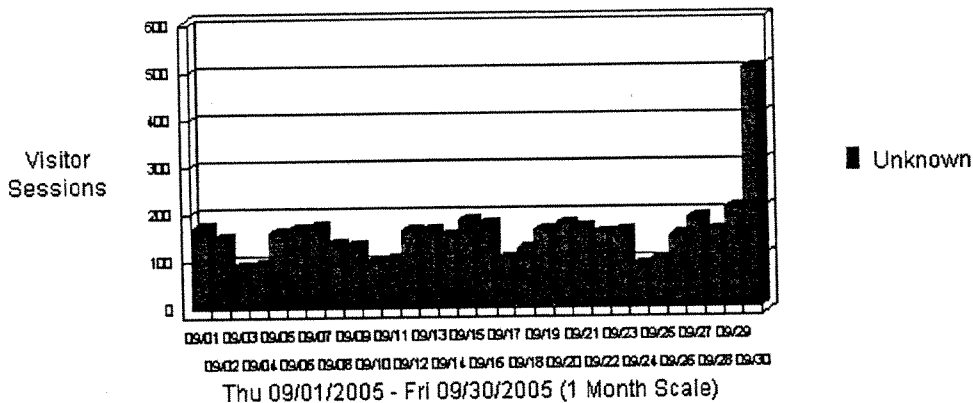
../publicationscheme

Report Range: 09/01/2005 00:00:00 - 09/30/2005 23:59:59

General Statistics

The Visitor Profile by Regions graph identifies the general location of the visitors to your Web site. The General Statistics table includes statistics on the total activity for this web site during the designated time frame.

Visitor Profile by Regions



Statistics

Report Range: 09/01/2005 00:00:00 - 09/30/2005 23:59:59

Hits	Entire Site (Successful)	15,061
	Average Per Day	502
	Home Page	N/A
Page Views	Page Views (Impressions)	11,108
	Average Per Day	370
	Document Views	10,928
Visitor Sessions	Visitor Sessions	4,755
	Average Per Day	158
	Average Visitor Session Length	00:10:38
	International Visitor Sessions	0%
	Visitor Sessions of Unknown Origin	100%
Visitors	Visitor Sessions from United States	0%
	Unique Visitors	1,739
	Visitors Who Visited Once	1,354
	Visitors Who Visited More Than Once	385

General Statistics - Help Card

? The table shows the date and time the report was generated, as well as the time frame for the report. All dates and times are referenced to the location of the system running the analysis
Timeframe - beginning date and time of your log.
The number of page hits -Are a count of actual successful hits for the document not including any graphics on the page.

Pages can be files with extensions such as .htm, .html, .asp, and a few others (as defined by the Options | Web Traffic Analysis | File Types tab).

Impressions -A count of the number of pages viewed and not including the supporting graphic files within the page.
The total number of hits -Is a count of all the successful hits including HTML pages, pictures, forms, scripts and files downloaded.**Tip:** Visit http://www.webtrends.com/support/hits_views_sessions.htm for a more detailed description of pages and the visitor sessions.

Number of Hits for Home Page -Number of times the home page was visited. This statistic is derived from the home page setting in the profile.

Number of Successful Hits for Entire Site -Hits with a successful status code.

Number of Page Views (Impressions) -Page Views is the count of hits to documents and forms (as defined by the Options | Web Traffic Analysis | File Types tab).

Document Views - Document Views is the count of hits to documents (as defined by the Options | Web Traffic Analysis | File Types tab).

Number of Visitor Sessions - Hits to your site by a single visitor within a timeframe (as defined in Options | Web Traffic Analysis | General Tab).

Domestic, International and Unknown sections summarize the origin of visitors in percentages of hits.

Visitor Sessions From the United States - Sessions determined by the User Domain field in the log, and as defined by Options | Web Traffic Analysis | Domains.

International Visitor Sessions - Sessions determined by the User Domain field in the log, and as defined by Options | Web Traffic Analysis | Domains.

Visitor Sessions of Unknown Origins -Domains recorded in the log that have no configuration settings in Options | Web Traffic Analysis | Domains. Origins may also be unknown if the server does not log this field.

Averages indicate general statistics that span the log.

Average Number of Hits Per Day -Number of Successful Hits divided by the total number of days in the log.

Average Number of Page Views Per Day -Number of page views (impressions) divided by the total number of days in the log.

Average Number of Visitor Sessions Per Day -Number of visitor sessions divided by the total number of days in the log.

Average Visitor Session Length -Average of all visitor sessions in the log.

Unique visitors are a count of unique IPs for the period of the report, whether or not they were authenticated using domain names or cookies.

Number of Unique Visitors -Unique visitors are counted using visitor IP, domain name, or cookie (as defined in Options | Web Traffic Analysis | Cookies). Cookies are the most accurate.

Number of Visitors Who Visited Once -Visitor Sessions that occurred once throughout the log.

Number of Visitors Who Visited More Than Once -The count of Visitor Sessions that occurred with more than the default 30 minutes (or the time set for visitor sessions as defined in Options | Web Traffic Analysis | General Tab) between any activity.



The General Stats table gives a general overview of the site's performance, helping you quickly assess the growth and the needs of the site. It can help you determine the report chapters that you should focus on for valuable site enhancement statistics.

Cabinet Office Server Web Traffic

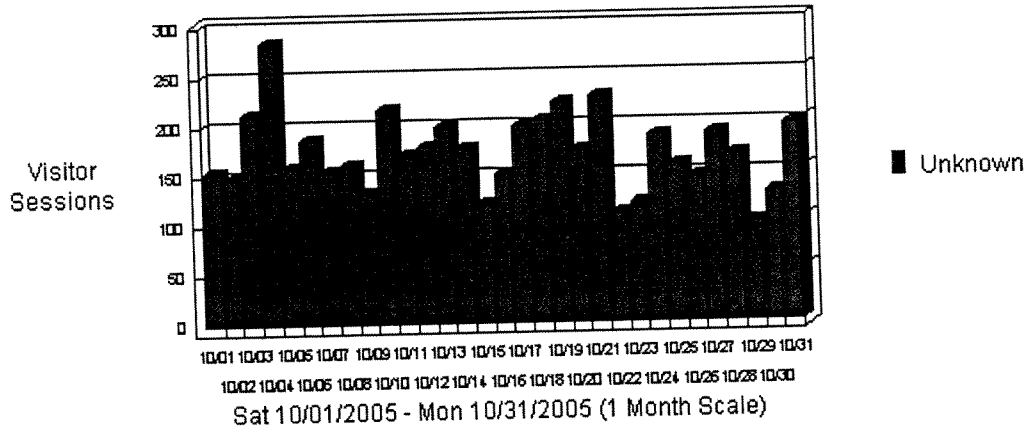
../publicationscheme

Report Range: 10/01/2005 00:00:00 - 10/31/2005 23:59:59

General Statistics

The Visitor Profile by Regions graph identifies the general location of the visitors to your Web site. The General Statistics table includes statistics on the total activity for this web-site during the designated time frame.

Visitor Profile by Regions



Statistics

Report Range: 10/01/2005 00:00:00 - 10/31/2005 23:59:59

Hits	Entire Site (Successful)	13,475
	Average Per Day	434
	Home Page	N/A
Page Views	Page Views (Impressions)	10,031
	Average Per Day	323
	Document Views	9,886
Visitor Sessions	Visitor Sessions	5,347
	Average Per Day	172
	Average Visitor Session Length	00:09:29
	International Visitor Sessions	0%
Visitors	Visitor Sessions of Unknown Origin	100%
	Visitor Sessions from United States	0%
	Unique Visitors	1,879
	Visitors Who Visited Once	1,425
	Visitors Who Visited More Than Once	454

General Statistics - Help Card

The table shows the date and time the report was generated, as well as the time frame for the report. All dates and times are referenced to the location of the system running the analysis
Timeframe - beginning date and time of your log.
The number of page hits - Are a count of actual successful hits for the document not including any graphics on the page.

Pages can be files with extensions such as .htm, .html, .asp, and a few others (as defined by the Options | Web Traffic Analysis | File Types tab).

Impressions -A count of the number of pages viewed and not including the supporting graphic files within the page.
The total number of hits -Is a count of all the successful hits including HTML pages, pictures, forms, scripts and files downloaded.**Tip:** Visit http://www.webtrends.com/support/hits_views_sessions.htm for a more detailed description of pages and the visitor sessions.

Number of Hits for Home Page -Number of times the home page was visited. This statistic is derived from the home page setting in the profile.

Number of Successful Hits for Entire Site -Hits with a successful status code.

Number of Page Views (Impressions) -Page Views is the count of hits to documents and forms (as defined by the Options | Web Traffic Analysis | File Types tab).

Document Views - Document Views is the count of hits to documents (as defined by the Options | Web Traffic Analysis | File Types tab).

Number of Visitor Sessions - Hits to your site by a single visitor within a timeframe (as defined in Options | Web Traffic Analysis | General Tab).

Domestic, International and Unknown sections summarize the origin of visitors in percentages of hits.

Visitor Sessions From the United States - Sessions determined by the User Domain field in the log, and as defined by Options | Web Traffic Analysis | Domains.

International Visitor Sessions - Sessions determined by the User Domain field in the log, and as defined by Options | Web Traffic Analysis | Domains.

Visitor Sessions of Unknown Origins -Domains recorded in the log that have no configuration settings in Options | Web Traffic Analysis | Domains. Origins may also be unknown if the server does not log this field.

Averages indicate general statistics that span the log.

Average Number of Hits Per Day -Number of Successful Hits divided by the total number of days in the log.

Average Number of Page Views Per Day -Number of page views (impressions) divided by the total number of days in the log.

Average Number of Visitor Sessions Per Day -Number of visitor sessions divided by the total number of days in the log.

Average Visitor Session Length -Average of all visitor sessions in the log.

Unique visitors are a count of unique IPs for the period of the report, whether or not they were authenticated using domain names or cookies.

Number of Unique Visitors -Unique visitors are counted using visitor IP, domain name, or cookie (as defined in Options | Web Traffic Analysis | Cookies). Cookies are the most accurate.

Number of Visitors Who Visited Once -Visitor Sessions that occurred once throughout the log.

Number of Visitors Who Visited More Than Once -The count of Visitor Sessions that occurred with more than the default 30 minutes (or the time set for visitor sessions as defined in Options | Web Traffic Analysis | General Tab) between any activity.



The General Stats table gives a general overview of the site's performance, helping you quickly assess the growth and the needs of the site. It can help you determine the report chapters that you should focus on for valuable site enhancement statistics.

Cabinet Office Server Web Traffic

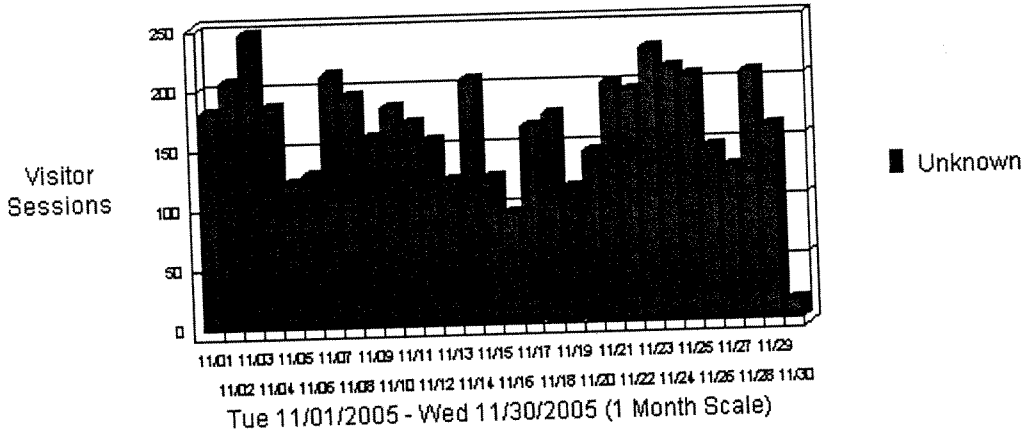
../publicationscheme

Report Range: 11/01/2005 00:00:00 - 11/30/2005 23:59:59

General Statistics

The Visitor Profile by Regions graph identifies the general location of the visitors to your Web site. The General Statistics table includes statistics on the total activity for this web.site during the designated time frame.

Visitor Profile by Regions



Statistics

Report Range: 11/01/2005 00:00:00 - 11/30/2005 23:59:59

Hits	Entire Site (Successful)	13,167
	Average Per Day	438
	Home Page	N/A
Page Views	Page Views (Impressions)	9,561
	Average Per Day	318
	Document Views	9,470
Visitor Sessions	Visitor Sessions	4,981
	Average Per Day	166
	Average Visitor Session Length	00:08:52
	International Visitor Sessions	0%
Visitors	Visitor Sessions of Unknown Origin	100%
	Visitor Sessions from United States	0%
	Unique Visitors	1,647
	Visitors Who Visited Once	1,241
	Visitors Who Visited More Than Once	406

General Statistics - Help Card

The table shows the date and time the report was generated, as well as the time frame for the report. All dates and times are referenced to the location of the system running the analysis

Timeframe - beginning date and time of your log.

The number of page hits -Are a count of actual successful hits for the document not including any graphics on the page.

Pages can be files with extensions such as .htm, .html, .asp, and a few others (as defined by the Options | Web Traffic Analysis | File Types tab).

Impressions -A count of the number of pages viewed and not including the supporting graphic files within the page.

The total number of hits -Is a count of all the successful hits including HTML pages, pictures, forms, scripts and files downloaded.**Tip:** Visit http://www.webtrends.com/support/hits_views_sessions.htm for a more detailed description of pages and the visitor sessions.

Number of Hits for Home Page -Number of times the home page was visited. This statistic is derived from the home page setting in the profile.

Number of Successful Hits for Entire Site -Hits with a successful status code.

Number of Page Views (Impressions) -Page Views is the count of hits to documents and forms (as defined by the Options | Web Traffic Analysis | File Types tab).

Document Views - Document Views is the count of hits to documents (as defined by the Options | Web Traffic Analysis | File Types tab).

Number of Visitor Sessions - Hits to your site by a single visitor within a timeframe (as defined in Options | Web Traffic Analysis | General Tab).

Domestic, International and Unknown sections summarize the origin of visitors in percentages of hits.

Visitor Sessions From the United States - Sessions determined by the User Domain field in the log, and as defined by Options | Web Traffic Analysis | Domains.

International Visitor Sessions - Sessions determined by the User Domain field in the log, and as defined by Options | Web Traffic Analysis | Domains.

Visitor Sessions of Unknown Origins -Domains recorded in the log that have no configuration settings in Options | Web Traffic Analysis | Domains. Origins may also be unknown if the server does not log this field.

Averages indicate general statistics that span the log.

Average Number of Hits Per Day -Number of Successful Hits divided by the total number of days in the log.

Average Number of Page Views Per Day -Number of page views (impressions) divided by the total number of days in the log.

Average Number of Visitor Sessions Per Day -Number of visitor sessions divided by the total number of days in the log.

Average Visitor Session Length -Average of all visitor sessions in the log.

Unique visitors are a count of unique IPs for the period of the report, whether or not they were authenticated using domain names or cookies.

Number of Unique Visitors -Unique visitors are counted using visitor IP, domain name, or cookie (as defined in Options | Web Traffic Analysis | Cookies). Cookies are the most accurate.

Number of Visitors Who Visited Once -Visitor Sessions that occurred once throughout the log.

Number of Visitors Who Visited More Than Once -The count of Visitor Sessions that occurred with more than the default 30 minutes (or the time set for visitor sessions as defined in Options | Web Traffic Analysis | General Tab) between any activity.



The General Stats table gives a general overview of the site's performance, helping you quickly assess the growth and the needs of the site. It can help you determine the report chapters that you should focus on for valuable site enhancement statistics.

Cabinet Office Server Web Traffic

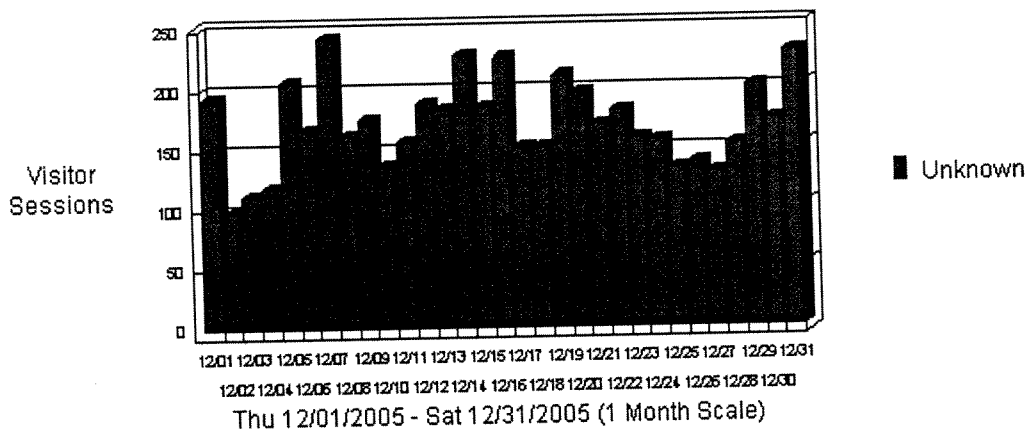
../publicationscheme

Report Range: 12/01/2005 00:00:00 - 12/31/2005 23:59:59

General Statistics

The Visitor Profile by Regions graph identifies the general location of the visitors to your Web site. The General Statistics table includes statistics on the total activity for this web site during the designated time frame.

Visitor Profile by Regions



Statistics

Report Range: 12/01/2005 00:00:00 - 12/31/2005 23:59:59

Hits	Entire Site (Successful)	17,217
	Average Per Day	555
	Home Page	N/A
Page Views	Page Views (Impressions)	9,475
	Average Per Day	306
	Document Views	9,350
Visitor Sessions	Visitor Sessions	5,322
	Average Per Day	171
	Average Visitor Session Length	00:11:36
	International Visitor Sessions	0%
	Visitor Sessions of Unknown Origin	100%
Visitors	Visitor Sessions from United States	0%
	Unique Visitors	1,451
	Visitors Who Visited Once	1,054
	Visitors Who Visited More Than Once	397

General Statistics - Help Card

? The table shows the date and time the report was generated, as well as the time frame for the report. All dates and times are referenced to the location of the system running the analysis
Timeframe - beginning date and time of your log.
The number of page hits -Are a count of actual successful hits for the document not including any graphics on the page.

Pages can be files with extensions such as .htm, .html, .asp, and a few others (as defined by the Options | Web Traffic Analysis | File Types tab).

Impressions -A count of the number of pages viewed and not including the supporting graphic files within the page.
The total number of hits -Is a count of all the successful hits including HTML pages, pictures, forms, scripts and files downloaded. **Tip:** Visit http://www.webtrends.com/support/hits_views_sessions.htm for a more detailed description of pages and the visitor sessions.

Number of Hits for Home Page -Number of times the home page was visited. This statistic is derived from the home page setting in the profile.

Number of Successful Hits for Entire Site -Hits with a successful status code.

Number of Page Views (Impressions) -Page Views is the count of hits to documents and forms (as defined by the Options | Web Traffic Analysis | File Types tab).

Document Views - Document Views is the count of hits to documents (as defined by the Options | Web Traffic Analysis | File Types tab).

Number of Visitor Sessions - Hits to your site by a single visitor within a timeframe (as defined in Options | Web Traffic Analysis | General Tab).

Domestic, International and Unknown sections summarize the origin of visitors in percentages of hits.

Visitor Sessions From the United States - Sessions determined by the User Domain field in the log, and as defined by Options | Web Traffic Analysis | Domains.

International Visitor Sessions - Sessions determined by the User Domain field in the log, and as defined by Options | Web Traffic Analysis | Domains.

Visitor Sessions of Unknown Origins -Domains recorded in the log that have no configuration settings in Options | Web Traffic Analysis | Domains. Origins may also be unknown if the server does not log this field.

Averages indicate general statistics that span the log.

Average Number of Hits Per Day -Number of Successful Hits divided by the total number of days in the log.

Average Number of Page Views Per Day -Number of page views (impressions) divided by the total number of days in the log.

Average Number of Visitor Sessions Per Day -Number of visitor sessions divided by the total number of days in the log.

Average Visitor Session Length -Average of all visitor sessions in the log.

Unique visitors are a count of unique IPs for the period of the report, whether or not they were authenticated using domain names or cookies.

Number of Unique Visitors -Unique visitors are counted using visitor IP, domain name, or cookie (as defined in Options | Web Traffic Analysis | Cookies). Cookies are the most accurate.

Number of Visitors Who Visited Once -Visitor Sessions that occurred once throughout the log.

Number of Visitors Who Visited More Than Once -The count of Visitor Sessions that occurred with more than the default 30 minutes (or the time set for visitor sessions as defined in Options | Web Traffic Analysis | General Tab) between any activity.



The General Stats table gives a general overview of the site's performance, helping you quickly assess the growth and the needs of the site. It can help you determine the report chapters that you should focus on for valuable site enhancement statistics.