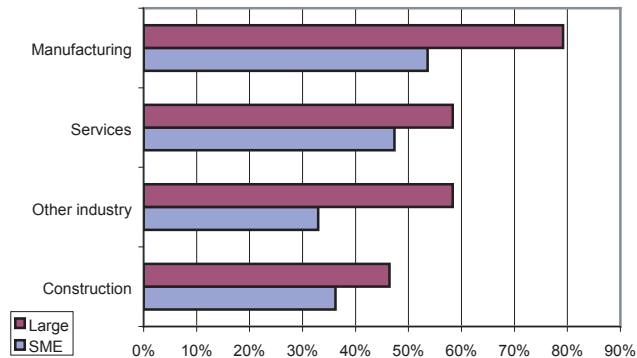


# Results from the last survey

The 2001 UK Innovation Survey showed the share of firms who innovate or invest in innovation:

**Proportion of firms who were innovation active: 1998 - 2000**

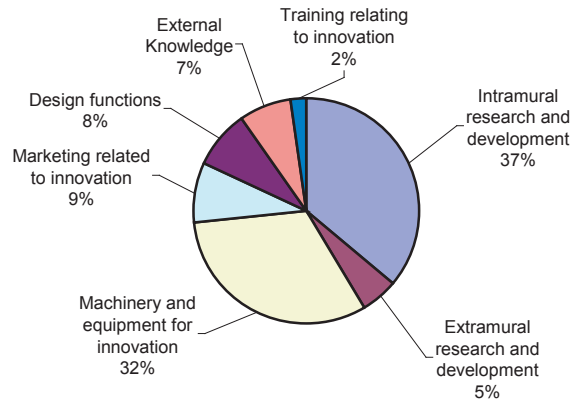


Innovations in goods, services and processes are found in all production and service industries. Examples from the last survey include:

- Development of a range of garden products using environmentally friendly materials;
- Development of easy to machine metal products;
- Re-design of software to meet specific customer needs;
- Computerisation of insurance back-office systems;
- Provision of on-line recruitment services;
- Introduction of production line checks for surface defects.

The Survey identified how much investment UK firms make in their innovation activities:

**Innovation related expenditure by category of expenditure: 2000**

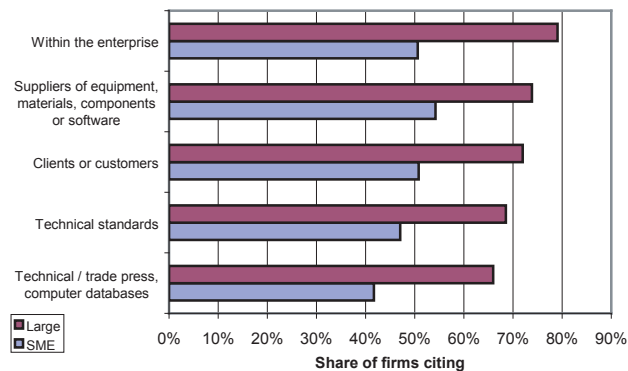


Innovation is about more than R&D, which accounted for only 42% of innovation expenditure in 2000.

Networks and linkages are important parts of the innovation system. For example:

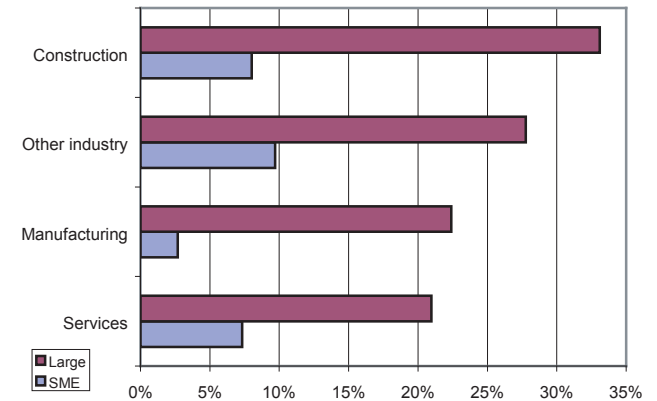
i/ Accessing information externally:

**Top five sources of information for innovation: 1998 - 2000**



ii/ Formal innovation co-operation:

**Share of firms who co-operated: 1998 - 2000**



The 2001 UK Innovation Survey provided a valuable and unique information resource for UK Government policy makers, businesses and researchers. We hope the 2005 UK Innovation Survey will be even more successful.

By participating, there will be several benefits to you and your organisation:

1. You will learn more about innovation.
2. You will help the government to design better policies to support your innovative activities.
3. It will allow you to benchmark your innovative activities against other firms in your industry and region.
4. It will enable international comparisons between the UK and other European countries.

Thank you for your time and support.